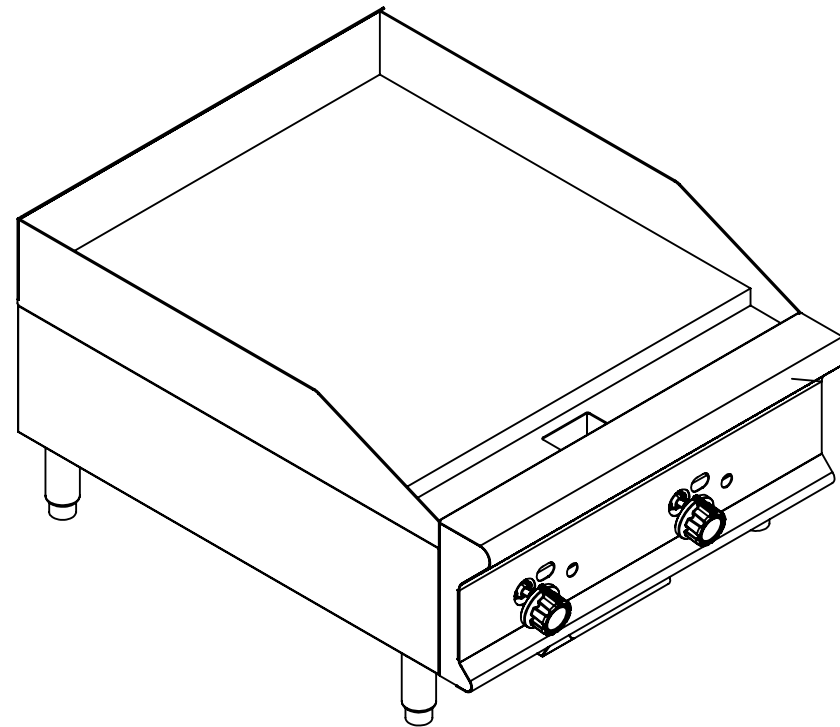
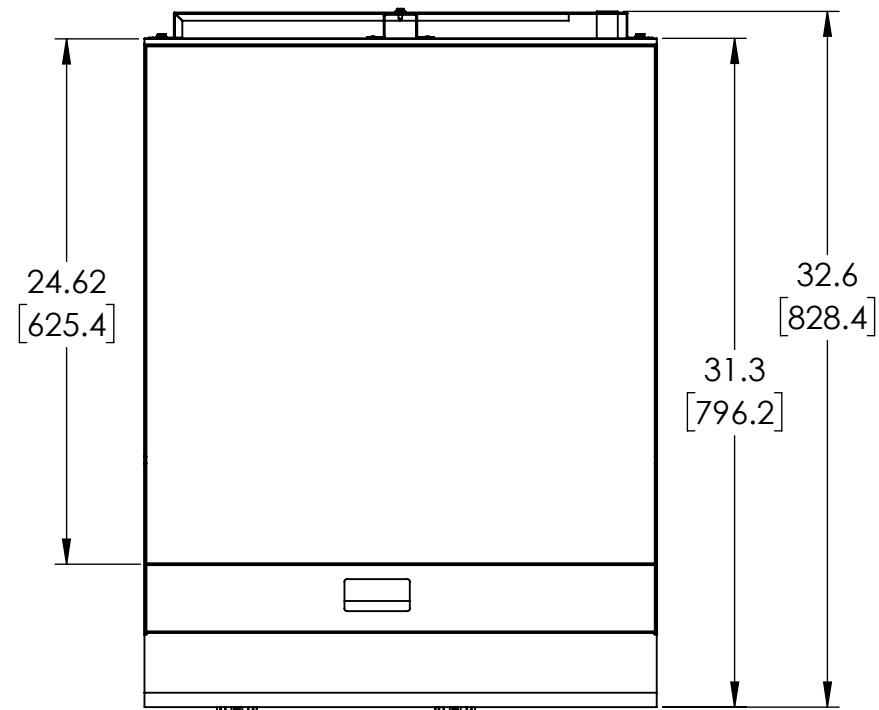
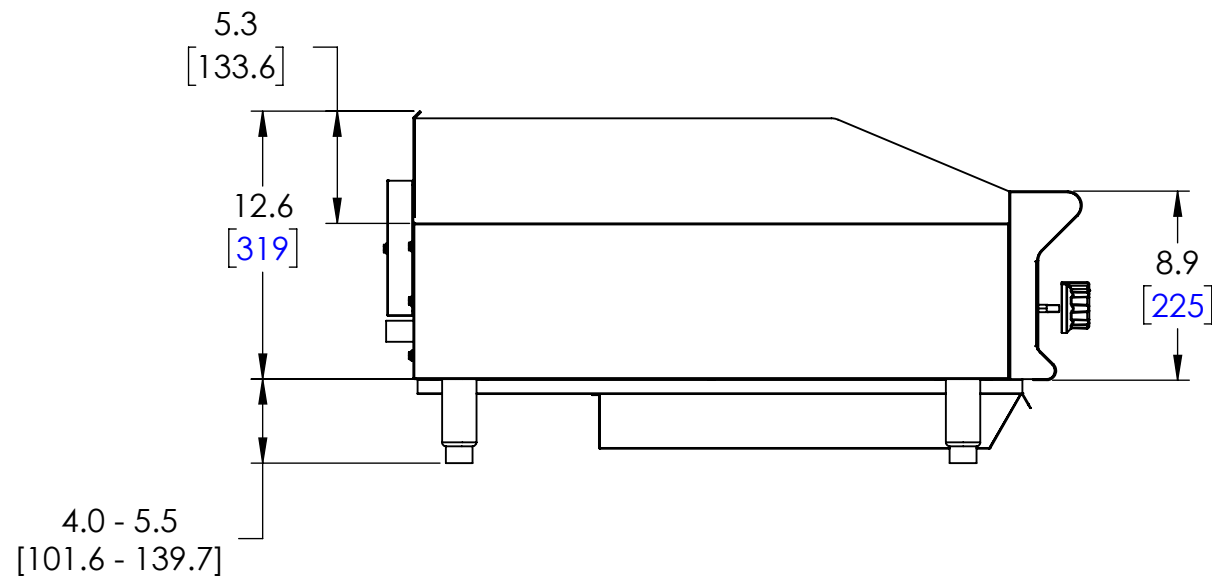
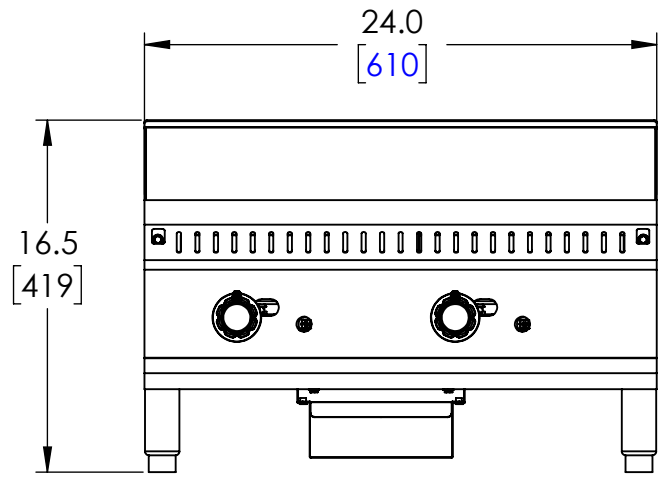


VOLLRATH MANUAL GAS GRIDDLE, 24", HEAVY DUTY, 1" THICK PLATE

ITEM NO./MODEL NO.	DESCRIPTION
GGHDM-24	MANUAL GAS GRIDDLE, 24", HEAVY DUTY, 1" THICK PLATE



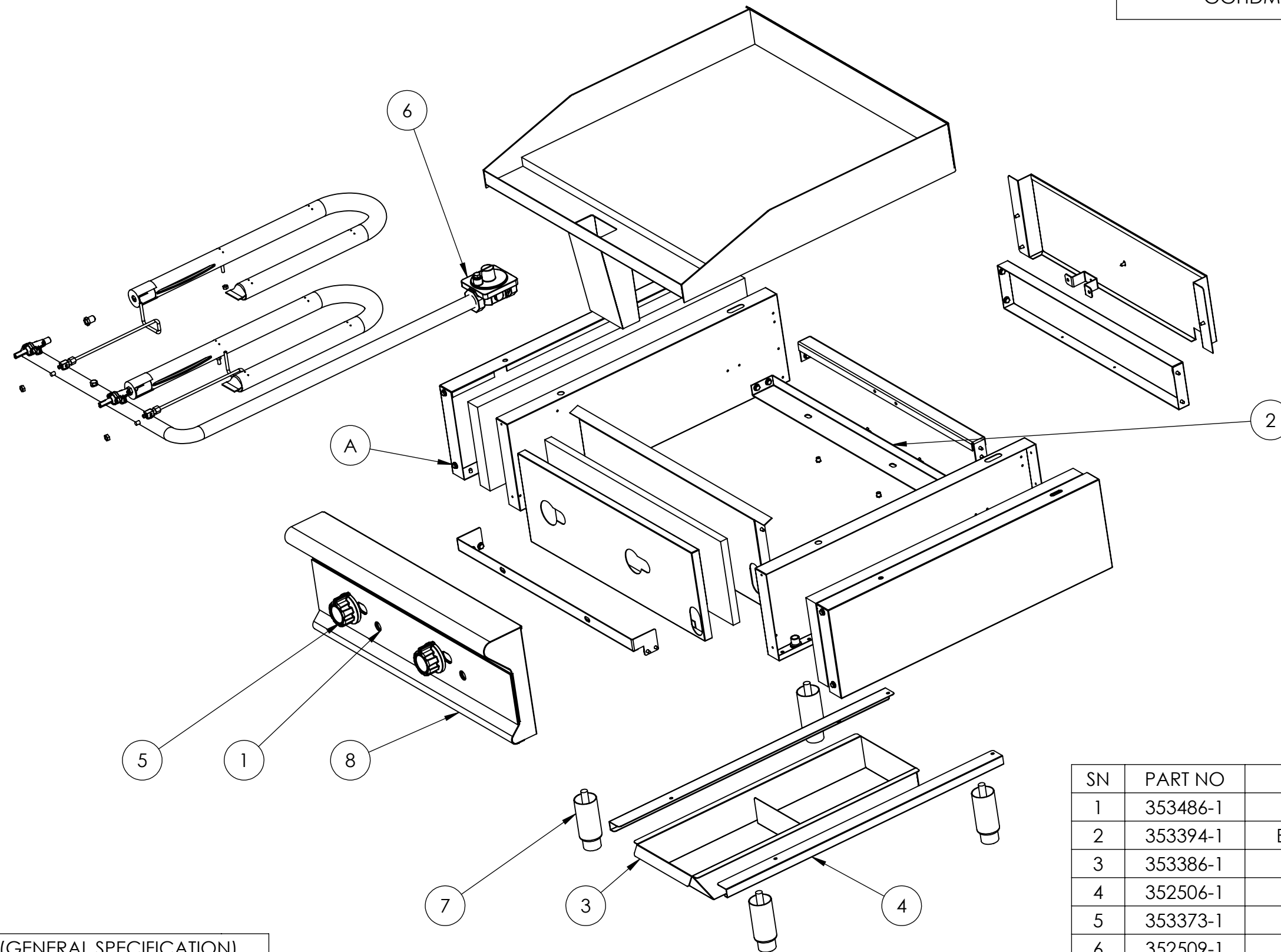
NOTE:

1. OUTPUT IS 60,000 BTU.
2. UNIT SHOULD BE INSTALLED UNDER A HOOD IN ACCORDANCE WITH THE LATEST EDITION OF THE STANDARD FOR VENTILATION CONTROL AND FIRE PROTECTION OF COMMERCIAL COOKING OPERATIONS, NFPA 96.
3. STANDING PILOTS WITH A MANUAL BURNER CONTROL VALVE FOR EACH BURNER. 3/4" NPT GAS INLET.
4. UNIT WEIGHT IS: 177.5 LBS.
5. MATERIALS: STAINLESS STEEL AND PRE-SEASONED CAST IRON.
6. CERTIFICATIONS:
 1. ANSI Z83.11:2016.
 2. CSA 1.8:2016.
 3. NSF/ANSI 4.



DIMENSIONS ARE IN INCHES (IN) UNLESS OTHERWISE NOTED.
DIMENSIONS IN BRACKETS ARE IN MILLIMETERS (MM) AND ARE FOR REFERENCE ONLY.

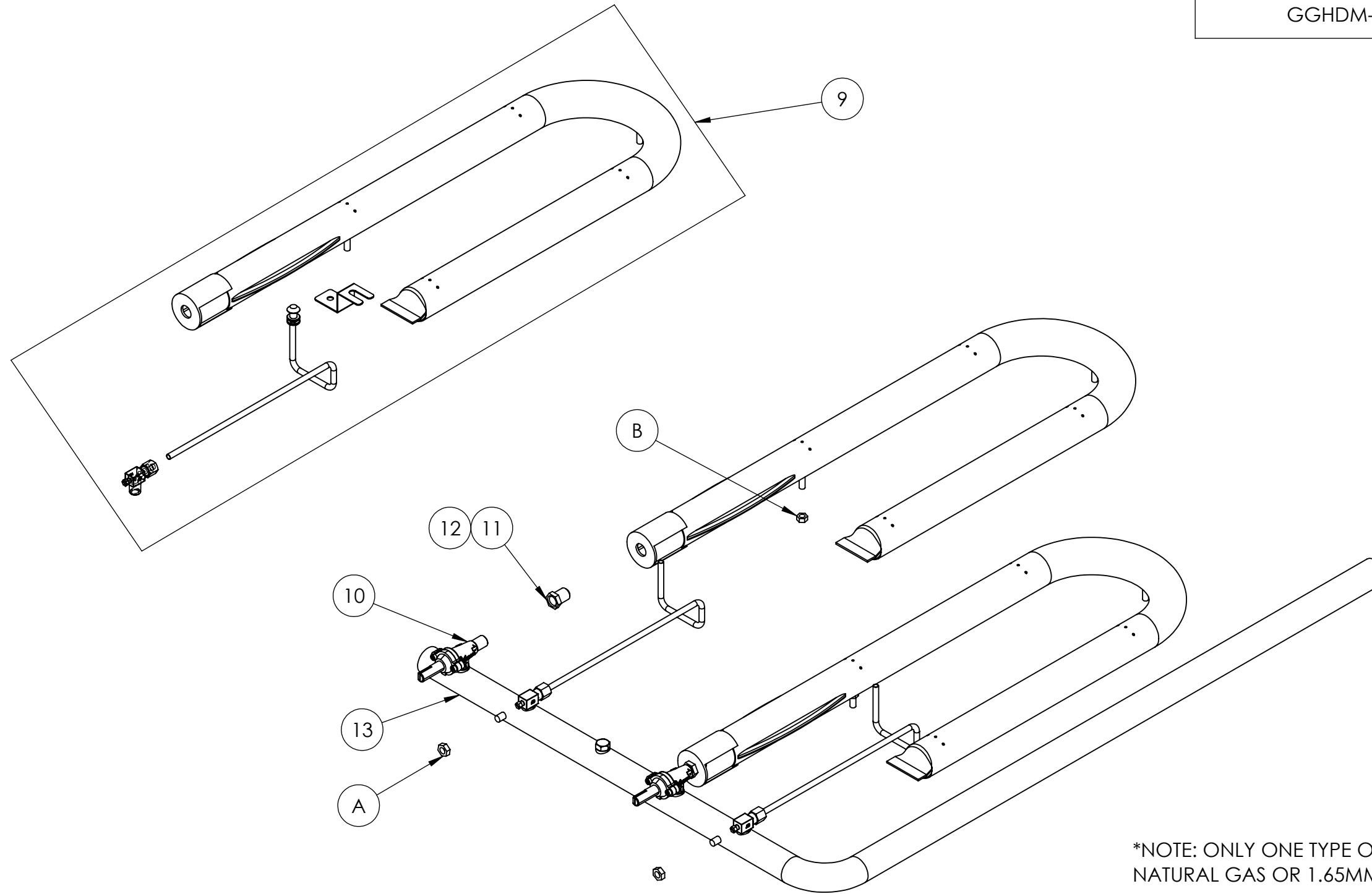
ITEM NO./MODEL NO.	DESCRIPTION
GGHDM-24	MANUAL GAS GRIDDLE, 24", HEAVY DUTY, 1" THICK PLATE



HARDWARE (GENERAL SPECIFICATION)		
SN	DESCRIPTION	QTY
A	M5X0.8X10 SS TAP SCREW, FL HEX	37

SN	PART NO	DESCRIPTION	QTY
1	353486-1	FASCIA - 24IN HDM GRIDDLE	1
2	353394-1	BURNER SUPPORT - 24IN GRIDDLE	1
3	353386-1	DRIP TRAY - GRIDDLE	1
4	352506-1	DRIP TRAY SUPPORTS - HD GD	1
5	353373-1	CONTROL KNOB LG INSERT	2
6	352509-1	REGULATOR 5IN WC	1
7	353376-1	LEG, GAS APPLIANCE	4
8	354231-1	GGHDM-24 FRONT PANEL ASSY	1

ITEM NO./MODEL NO.	DESCRIPTION
GGHDM-24	MANUAL GAS GRIDDLE, 24", HEAVY DUTY, 1" THICK PLATE



*NOTE: ONLY ONE TYPE OF ORIFICE IS REQUIRED, 2.44MM FOR NATURAL GAS OR 1.65MM FOR LP

HARDWARE (GENERAL SPECIFICATION)		
SN	DESCRIPTION	QTY
A	M6X1X5 SS HEX NUT	2
B	M5X0.8X4 SS HEX NUT	4

SN	PART NO	DESCRIPTION	QTY
9	353463-1	BURNER/PILOT ASSY - HDM GAS GRID	2
10	354211-1	1.2MM MANUAL CONTROL VALVE	2
11	353387-1	2.44MM BRASS ORIFICE *	2
12	353441-1	1.65MM BRASS ORIFICE *	2
13	353466-1	MANIFOLD - 24IN HDM GRIDDLE	1