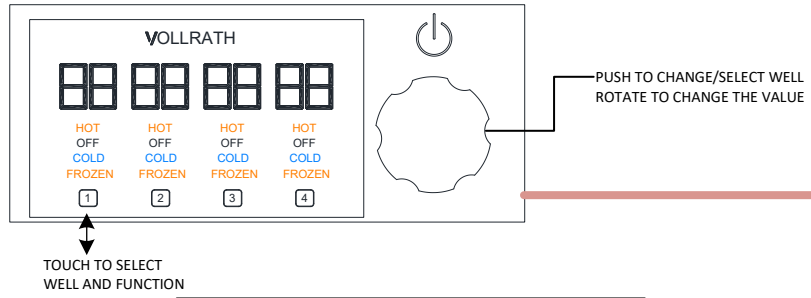
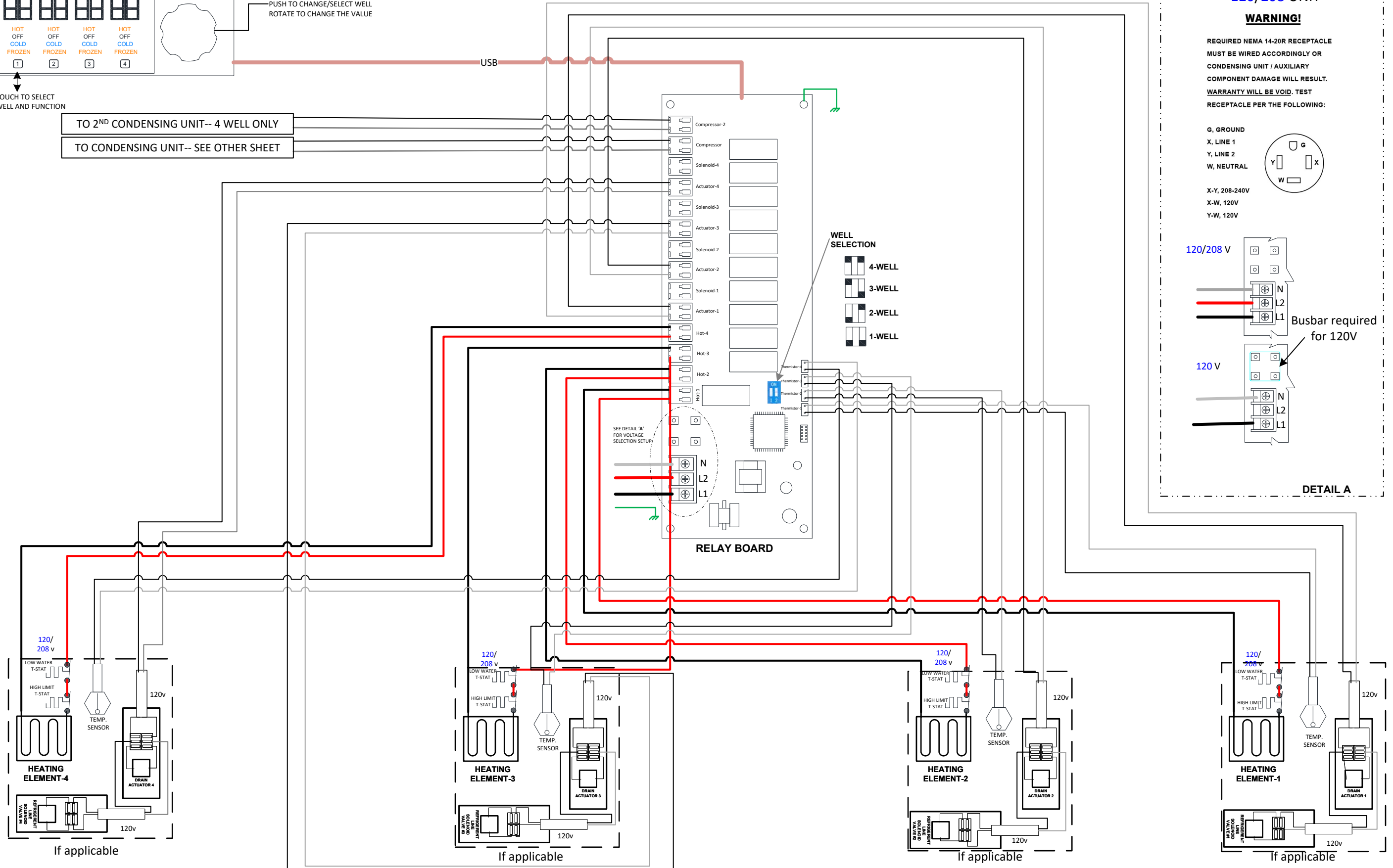


USER INTERFACE



356263-1
1-4 WELL HOT, COLD & FROZEN WIRING DIAGRAM

TO 2ND CONDENSING UNIT-- 4 WELL ONLY
TO CONDENSING UNIT-- SEE OTHER SHEET



120/208 UNIT

WARNING!

REQUIRED NEMA 14-20R RECEPTACLE
MUST BE WIRED ACCORDINGLY OR
CONDENSING UNIT / AUXILIARY
COMPONENT DAMAGE WILL RESULT.
WARRANTY WILL BE VOID. TEST
RECEPTACLE PER THE FOLLOWING:

G, GROUND
X, LINE 1
Y, LINE 2
W, NEUTRAL

X-Y, 208-240V
X-W, 120V
Y-W, 120V

120/208 V

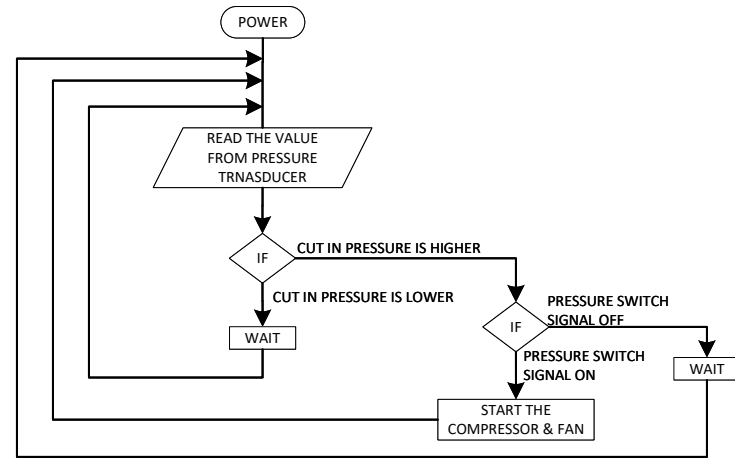
Busbar required for 120V

120 V

DETAIL A

356263-1
1-4 WELL HOT, COLD & FROZEN WIRING DIAGRAM

**CONDENSING UNIT CONTROL BOARD
 FUNCTION FLOW CHART**



**RELAY CONTROL BOARD
 FUNCTION FLOW CHART**

Initial condition

- Drain valve -Closed
- Refrigerent line valve -Closed

