

PARTS MANUAL FOR VR SERIES ELECTRIC RANGES MODELS VR1 THRU VR7



VR4 Shown



VR SERIES

VR SERIES

| ILLUS. PL-22158 | PART NO. | NAME OF PART | AMT. |
|--------------------|-------------|--|------|
| 1 | 412585-G10 | Plate Assy. Hot Top (208 V.)(Complete) | AR |
| 2 | 412585-G11 | Plate Assy. Hot Top (240 V.)(Complete) | AR |
| 3 | 412585-G12 | Plate Assy. Hot Top (480 V.)(Complete) | 1 |
| 4 | 410105-G2 | Top - Front | 1 |
| 5 | 413516-G1 | Panel - Control | 1 |
| 6 | 420098-21 | Handle - Drip Tray (R.H.) | 1 |
| 7 | 404549-3 | Post - Door (R.H.) | 1 |
| 8 | 401847-2 | Handle - Door | 1 |
| 9 | 413876-G1 | Door Assy. (Incls.items 7, 8 & 10) | 1 |
| 10 | 404549-4 | Post - Door (L.H.) | 1 |
| 11 | 420098-20 | Handle - Drip Tray (L.H.) | 1 |
| 12 | 410107-G2 | Back - Top | 1 |
| 13 | 411319-G1 | Back Splash Assy. | 1 |
| | 412895-2 | Tray - Drip (R.H.) | 1 |
| | 412896-G1 | Tray - Drip (L.H.) | 1 |
| | 409840-6 | Leg SST | 4 |
| | 412672-G1 | Side - Body (R.H.) | 1 |
| | 412672-G2 | Side - Body (L.H.) | 1 |


* NOTE: VR1 is shown in photo.



VR SERIES OVEN CAVITY


| ILLUS. PL-22162 | PART NO. | NAME OF PART | AMT. |
|--------------------|-------------|---|------|
| | 1 | 420065-20G1 Side Assy. - Oven R.H. | 1 |
| | 2 | 406708-G1 Door - Breaker Panel..... | 1 |
| | 3 | 413810-1 Plate - Rating..... | 1 |
| | 4 | 413876-G1 Door Assy. - Oven..... | 1 |
| | 5 | 420103-G1 Deck - Oven..... | 1 |
| | * 6 | 417807-1 Rack - Oven..... | 1 |
| | 7 | 420059-20G1 Side Assy. - Oven L.H. | 1 |
| | 8 | 420068-20G1 Back - Oven..... | 1 |
| | 9 | 420071-20G1 Top & Bottom - Oven..... | 1 |

* 1 oven rack is supplied with the unit. Additional racks may be purchased from your nearest dealer.



FRENCH PLATE ASSEMBLY


| ILLUS. PL-22159 | PART NO. | NAME OF PART | AMT. |
|--------------------|-------------|---------------------------------------|------|
| 1 | 421240-1 | Plate - French (208 V.) | AR |
| 2 | 421240-2 | Plate - French (240 V.) | AR |
| 3 | 421240-3 | Plate - French (480 V.) | AR |
| 4 | 415048-1 | Clamp | AR |
| 5 | 415050-N | Nut | AR |
| 6 | 420473-G3 | Top - Cooking | AR |
| | 415049-1 | Strap Jumper (480 V. Only) | AR |
| | 417847-G1 | Element Assy. Hi Speed (208 V.) | AR |
| | 417847-G2 | Element Assy. Hi Speed (240 V.) | AR |



ALL PURPOSE PLATE

| ILLUS. PL-22161 | PART NO. | NAME OF PART | AMT. |
|--------------------|-------------|---|------|
| 1 | 413513-1 | Thermostat Clamp | 1 |
| 2 | 414449-2 | Cover - Insulating | 2 |
| 3 | 417852-2 | Stud (1/4-20 x 1 1/4 Lg.) | 14 |
| 4 | 417852-3 | Stud (1/4-20 x 2 1/2 Lg.) | 4 |
| 5 | 412585-G4 | Plate Assy. All Purpose (With Trough 208 V.) (Complete) | AR |
| 6 | 412585-G5 | Plate Assy. All Purpose (With Trough 240 V.) (Complete) | AR |
| 7 | 412585-G6 | Plate Assy. All Purpose (With Trough 480 V.) (Complete) | AR |
| 8 | 412585-G7 | Plate Assy. All Purpose (W/O Trough 208 V.) (Complete) | AR |
| 9 | 412585-G8 | Plate Assy. All Purpose (W/O Trough 240 V.) (Complete) | AR |
| 10 | 412585-G9 | Plate Assy. All Purpose (W/O Trough 480 V.) (Complete) | AR |
| 11 | 414452-1 | Clamp - Element Plate | 2 |
| 12 | 413452-1 | Element - Electric Heat (208 V.) | 2 |
| 13 | 413452-2 | Element - Electric Heat (240 V.) | 2 |
| 14 | 413452-3 | Element - Electric Heat (480 V.) | 2 |
| | NS-44-14 | Nut - 1/4-20 Hex "Keps" | 22 |
| | 414450-1 | Plate - Hot Top (With Trough) | 1 |
| | 408581-1 | Insulation | 1 |
| | 414450-2 | Plate - Hot Top (W/O Trough) | 1 |


* Quantites are per assembly.



HOT TOPS


| ILLUS. | PART NO. | NAME OF PART | AMT. |
|--------|----------|--|------|
| | 1 | 414452-1 Clamp - Element Plate | 2 |
| | 2 | 412585-G10 Plate Assy. Hot Top (208 V.)(Complete) | AR |
| | 3 | 412585-G11 Plate Assy. Hot Top (240 V.)(Complete) | AR |
| | 4 | 412585-G12 Plate Assy. Hot Top (480 V.)(Complete) | AR |
| | 5 | 417852-3 Stud (1/4-20 x 2 1/2 Lg.) | 4 |
| | 6 | 417852-2 Stud (1/4-20 x 1 1/4 Lg.) | 14 |
| | 7 | 414449-1 Insulating Pan Cover | 2 |
| | 8 | 410780-2 Inner Element (208 V.) | 2 |
| | 9 | 410780-3 Inner Element (240 V.) | 2 |
| | 10 | 410780-1 Inner Element (480 V.) | 2 |
| | 11 | 410778-2 Outer Element (208 V.) | 2 |
| | 12 | 410778-3 Outer Element (240 V.) | 2 |
| | 13 | 410778-1 Outer Element (480 V.) | 2 |
| | | 408581-1 Insulation | 1 |
| | | 420514-2 Strap - Jumper (VR 1 & 3) | 3 |
| | | NS-44-14 Nut - 1/4-20 Hex "Keps" | 11 |
| | | 414450-2 Plate - Hot Top (W/O Trough)(VR 1, 2 & 3) | 1 |

* Quantities all are per assembly.




**VR1 208/240 VOLT
CONTROL PANEL**

| ILLUS. PL-22163 | PART NO. | NAME OF PART | AMT. |
|--------------------|-------------|---|------|
| 1 | 415119-G2 | Thermostat - Oven (Incls.items 4 & 5) | 1 |
| 2 | 355798-1 | Switch - 3 Heat Selector | 8 |
| 3 | 413516-G1 | Panel - Control | 1 |
| 4 | 415119-6 | Bezel | 1 |
| 5 | 415119-4 | Dial - Thermostat | 1 |
| 6 | 411496-E5 | Indicator Light - Oven | 1 |
| 7 | 407727-2 | Knob - Three Heat Switch | 8 |
| 8 | NS-47-80 | Locknut 3/8-24 Special Palnut | 8 |
| 9 | 419605-1 | Spacer | 8 |
| 10 | 413518-G1 | Stiffener | 1 |




**VR1/VR3 480 VOLT
CONTROL PANEL**

| ILLUS. PL-22164 | PART NO. | NAME OF PART | AMT. |
|--------------------|-------------|---|------|
| 1 | 355798-1 | Switch - 3 Heat Selector | 8 |
| 2 | 415119-G2 | Thermostat - Oven (Incls.items 8 & 9) | 1 |
| 3 | 413518-G1 | Stiffener | 1 |
| 4 | 413516-G1 | Panel - Control | 1 |
| 5 | 419605-1 | Spacer | 8 |
| 6 | NS-47-80 | Locknut 3/8-24 Special Palnut | 8 |
| 7 | 407727-2 | Knob - Three Heat Switch | 8 |
| 8 | 415119-4 | Dial - Thermostat | 1 |
| 9 | 415119-6 | Bezel | 1 |
| 10 | 411496-E5 | Indicator Light - Oven | 1 |
| 11 | 417876-1 | Resistor - 300K | 1 |



**VR2 208/240 VOLT
CONTROL PANEL**

| ILLUS. PL-22165 | PART NO. | NAME OF PART | AMT. |
|--------------------|-------------|---|------|
| | 1 | 355798-1 Switch - 3 Heat Selector | 2 |
| | 2 | 415119-G2 Thermostat - Oven (Incls.items 7 & 9) | 1 |
| | 3 | 413516-G1 Panel - Control | 1 |
| | 4 | 419605-1 Spacer | 2 |
| | 5 | NS-47-80 Locknut 3/8-24 Special Palnut | 2 |
| | 6 | 407727-2 Knob - Three Heat Switch | 2 |
| | 7 | 415119-4 Dial - Thermostat | 1 |
| | 8 | 411496-E5 Indicator Light - Oven | 1 |
| | 9 | 415119-6 Bezel | 4 |
| | 10 | 411496-E4 Light - Hot Top | 3 |
| | 11 | 413518-G1 Stiffener | 1 |
| | 12 | 411506-1 Thermostat - Hot Top | 3 |




**VR2 480 VOLT
CONTROL PANEL**

| ILLUS. PL-22166 | PART NO. | NAME OF PART | AMT. |
|--------------------|-------------|--|------|
| | 1 | 411506-1 Thermostat - Hot Top | 3 |
| | 2 | 415119-G2 Thermostat - Oven (Incls.items 6 & 11) | 1 |
| | 3 | 355798-1 Switch - 3 Heat Selector | 2 |
| | 4 | 419605-1 Spacer | 2 |
| | 5 | NS-47-80 Locknut 3/8-24 Special Palnut | 2 |
| | 6 | 415119-4 Dial - Thermostat | 1 |
| | 7 | 411496-E5 Indicator Light - Oven | 1 |
| | 8 | 407727-2 Knob - Three Heat Switch | 2 |
| | 9 | 411496-E4 Light - Hot Top | 3 |
| | 10 | 417876-1 Resistor - 300K | 4 |
| | 11 | 415119-6 Bezel | 4 |
| | 12 | 413516-G1 Panel - Control | 1 |
| | 13 | 413518-G1 Stiffener | 1 |




**VR3 208/240 VOLT
CONTROL PANEL**

| ILLUS. PL-22167 | PART NO. | NAME OF PART | AMT. |
|--------------------|-------------|---|------|
| 1 | 355798-1 | Switch - 3 Heat Selector | 6 |
| 2 | 415119-G2 | Thermostat - Oven (Incls.items 5 & 6) | 1 |
| 3 | 413518-G1 | Stiffener | 1 |
| 4 | 413516-G1 | Panel - Control | 1 |
| 5 | 415119-6 | Bezel | 1 |
| 6 | 415119-4 | Dial - Thermostat | 1 |
| 7 | 411496-E5 | Indicator Light - Oven | 1 |
| 8 | 407727-2 | Knob - Three Heat Switch | 6 |
| 9 | 419605-1 | Spacer | 6 |
| 10 | 412251-1 | Knob - Infinite Switch | 2 |
| 11 | NS-47-80 | Locknut 3/8-24 Special Palnut | 8 |
| 12 | 411503-4 | Switch - Infinite (208/240 V.) | 2 |



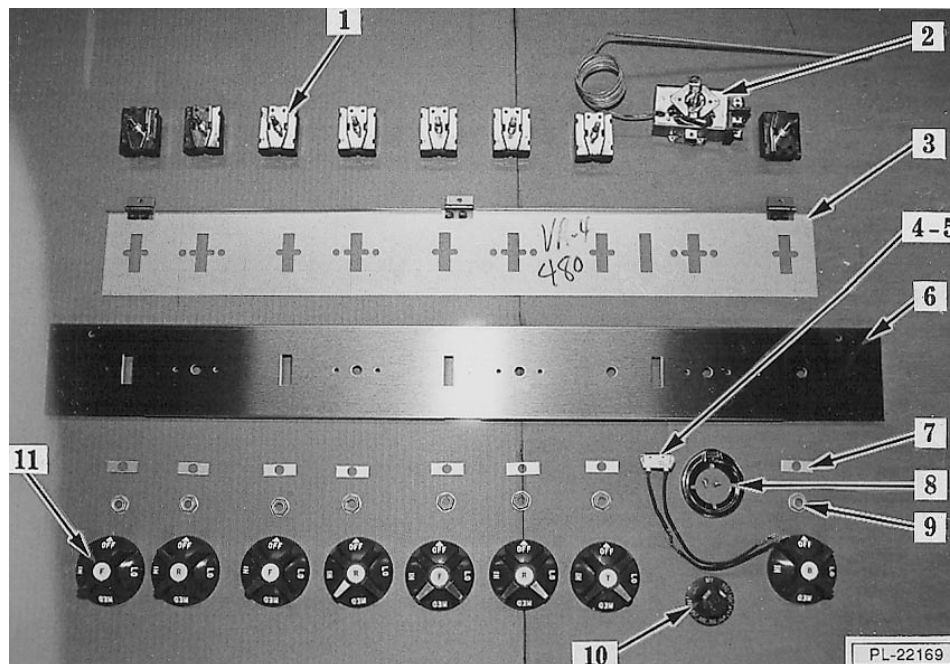
**GRIDDLE PLATE ASSEMBLY
VR5**

| ILLUS. PL-22176 | PART NO. | NAME OF PART | AMT. |
|--------------------|-------------|--|------|
| 1 | 412693-1 | Cover - Griddle Base | 1 |
| 2 | 412694-1 | Plate - Closure | 3 |
| 3 | 420467-20 | Clamp - Element | 6 |
| 4 | 420385-1 | Cover - Thermostat Bulb | 3 |
| 5 | 411967-4 | Element - Electric Heat (208 V.) | 3 |
| 6 | 411967-5 | Element - Electric Heat (240 V.) | 3 |
| 7 | 411967-3 | Element - Electric Heat (480 V.) | 3 |
| 8 | 412691-G1 | Retainer Assy. - Inner Element | 6 |
| 9 | 412690-1 | Retainer - Outer Element | 6 |
| | 412692-G1 | Plate Assy. - Griddle (Complete)(208 V.) | 1 |
| | 412692-G2 | Plate Assy. - Griddle (Complete)(240 V.) | 1 |
| | 412692-G3 | Plate Assy. - Griddle (Complete)(480 V.) | 1 |




**VR4 208/240 VOLT
CONTROL PANEL**

| ILLUS. PL-22168 | PART NO. | NAME OF PART | AMT. |
|--------------------|-------------|--|------|
| 1 | 412251-1 | Knob - Infinite Switch | 6 |
| 2 | 411503-4 | Switch - Infinite (208/240 V.) | 6 |
| 3 | 355798-1 | Switch - 3 Heat Selector | 2 |
| 4 | 415119-G2 | Thermostat - Oven (Incls.items 8 & 10) | 1 |
| 5 | 413518-G1 | Stiffener | 1 |
| 6 | 413516-G1 | Panel - Control | 1 |
| 7 | 419605-1 | Spacer | 2 |
| 8 | 415119-6 | Bezel | 1 |
| 9 | NS-47-80 | Locknut 3/8-24 Special Palnut | 8 |
| 10 | 415119-4 | Dial - Thermostat | 1 |
| 11 | 411496-E5 | Indicator Light - Oven | 1 |
| 12 | 407727-2 | Knob - Three Heat Switch | 2 |




**VR4 480 VOLT
CONTROL PANEL**

| ILLUS. PL-22169 | PART NO. | NAME OF PART | AMT. |
|--------------------|-------------|--|------|
| 1 | 355798-1 | Switch - 3 Heat Selector | 8 |
| 2 | 415119-G2 | Thermostat - Oven (Incls.items 8 & 10) | 1 |
| 3 | 413518-G1 | Stiffener | 1 |
| 4 | 411496-E5 | Indicator Light - Oven | 1 |
| 5 | 417876-1 | Resistor - 300K | 1 |
| 6 | 413516-G1 | Panel - Control | 1 |
| 7 | 419605-1 | Spacer | 2 |
| 8 | 415119-6 | Bezel | 1 |
| 9 | NS-47-80 | Locknut 3/8-24 Special Palnut | 8 |
| 10 | 415119-4 | Dial - Thermostat | 1 |
| 11 | 407727-2 | Knob - Three Heat Switch | 8 |




**VR5 208/240 VOLT
CONTROL PANEL**

| ILLUS. PL-22170 | PART NO. | NAME OF PART | AMT. |
|--------------------|-------------|---|------|
| 1 | 415119-G2 | Thermostat - Oven (Incls.items 8 & 9) | 1 |
| 2 | 355798-1 | Switch - 3 Heat Selector | 2 |
| 3 | 413518-G1 | Stiffener | 1 |
| 4 | 413516-G1 | Panel - Control | 1 |
| 5 | 419605-1 | Spacer | 2 |
| 6 | NS-47-80 | Locknut 3/8-24 Special Palnut | 2 |
| 7 | 407727-2 | Knob - Three Heat Switch | 2 |
| 8 | 415119-6 | Bezel | 4 |
| 9 | 415119-4 | Dial - Thermostat | 1 |
| 10 | 411496-E5 | Indicator Light - Oven | 1 |
| 11 | 411496-E4 | Light - Hot Top | 3 |
| 12 | 411506-2 | Thermostat Griddle W/Knob | 3 |




**VR5 480 VOLT
CONTROL PANEL**

| ILLUS. PL-22171 | PART NO. | NAME OF PART | AMT. |
|--------------------|-------------|--|------|
| 1 | 411506-2 | Thermostat Griddle W/Knob | 3 |
| 2 | 355798-1 | Switch - 3 Heat Selector | 2 |
| 3 | 415119-G2 | Thermostat - Oven (Incls.items 9 & 12) | 1 |
| 4 | 413518-G1 | Stiffener | 1 |
| 5 | 413516-G1 | Panel - Control | 1 |
| 6 | 419605-1 | Spacer | 2 |
| 7 | NS-47-80 | Locknut 3/8-24 Special Palnut | 2 |
| 8 | 407727-2 | Knob - Three Heat Switch | 2 |
| 9 | 415119-4 | Dial - Thermostat | 1 |
| 10 | 411496-E5 | Indicator Light - Oven | 1 |
| 11 | 417876-1 | Resistor - 300K | 4 |
| 12 | 415119-6 | Bezel | 4 |
| 13 | 411496-E4 | Light - Hot Top | 3 |




**VR6 208/240 VOLT
CONTROL PANEL**

| ILLUS. PL-22174 | PART NO. | NAME OF PART | AMT. |
|--------------------|-------------|---|------|
| 1 | 412251-1 | Knob - Infinite Switch | 2 |
| 2 | 411503-3 | Switch - Infinite (208/240 V.) | 2 |
| 3 | 411506-1 | Thermostat - Hot Top | 2 |
| 4 | 415119-G2 | Thermostat - Oven (Incls.items 10 & 11) | 1 |
| 5 | 355798-1 | Switch - 3 Heat Selector | 2 |
| 6 | 413518-G1 | Stiffener | 1 |
| 7 | 413516-G1 | Panel - Control | 1 |
| 8 | 419605-1 | Spacer | 4 |
| 9 | NS-47-80 | Locknut 3/8-24 Special Palnut | 4 |
| 10 | 415119-6 | Bezel | 3 |
| 11 | 415119-4 | Dial - Thermostat | 1 |
| 12 | 411496-E5 | Indicator Light - Oven | 1 |
| 13 | 407727-2 | Knob - Three Heat Switch | 2 |
| 14 | 411496-E4 | Light - Hot Top | 2 |




**VR6 480 VOLT
CONTROL PANEL**

| ILLUS. PL-22175 | PART NO. | NAME OF PART | AMT. |
|--------------------|-------------|---|------|
| 1 | 411506-1 | Thermostat - Hot Top | 2 |
| 2 | 415119-G2 | Thermostat - Oven (Incls.items 8 & 9) | 1 |
| 3 | 355798-1 | Switch - 3 Heat Selector | 4 |
| 4 | 413518-G1 | Stiffener | 1 |
| 5 | 413516-G1 | Panel - Control | 1 |
| 6 | 419605-1 | Spacer | 4 |
| 7 | NS-47-80 | Locknut 3/8-24 Special Palnut | 4 |
| 8 | 415119-6 | Bezel | 3 |
| 9 | 415119-4 | Dial - Thermostat | 1 |
| 10 | 411496-E5 | Indicator Light - Oven | 1 |
| 11 | 407727-2 | Knob - Three Heat Switch | 4 |
| 12 | 411496-E4 | Light - Hot Top | 2 |
| 13 | 417876-1 | Resistor - 300K | 3 |




**VR7 208/240 VOLT
CONTROL PANEL**

| ILLUS. PL-22172 | PART NO. | NAME OF PART | AMT. |
|--------------------|-------------|---|------|
| 1 | 412251-1 | Knob - Infinite Switch | 2 |
| 2 | 411503-4 | Switch - Infinite (208/240 V.) | 2 |
| 3 | 411506-2 | Thermostat Griddle W/Knob | 2 |
| 4 | 355798-1 | Switch - 3 Heat Selector | 2 |
| 5 | 415119-G2 | Thermostat - Oven (Incls.items 11 & 12) | 1 |
| 6 | 419901-G1 | Stiffener | 1 |
| 7 | 419990-G1 | Panel Control | 1 |
| 8 | 419605-1 | Spacer | 2 |
| 9 | NS-47-80 | Locknut 3/8-24 Special Palnut | 4 |
| 10 | 407727-2 | Knob - Three Heat Switch | 2 |
| 11 | 415119-6 | Bezel | 3 |
| 12 | 415119-4 | Dial - Thermostat | 1 |
| 13 | 411496-E5 | Indicator Light - Oven | 1 |
| 14 | 411496-E4 | Light - Hot Top | 2 |



**VR7 480 VOLT
CONTROL PANEL**

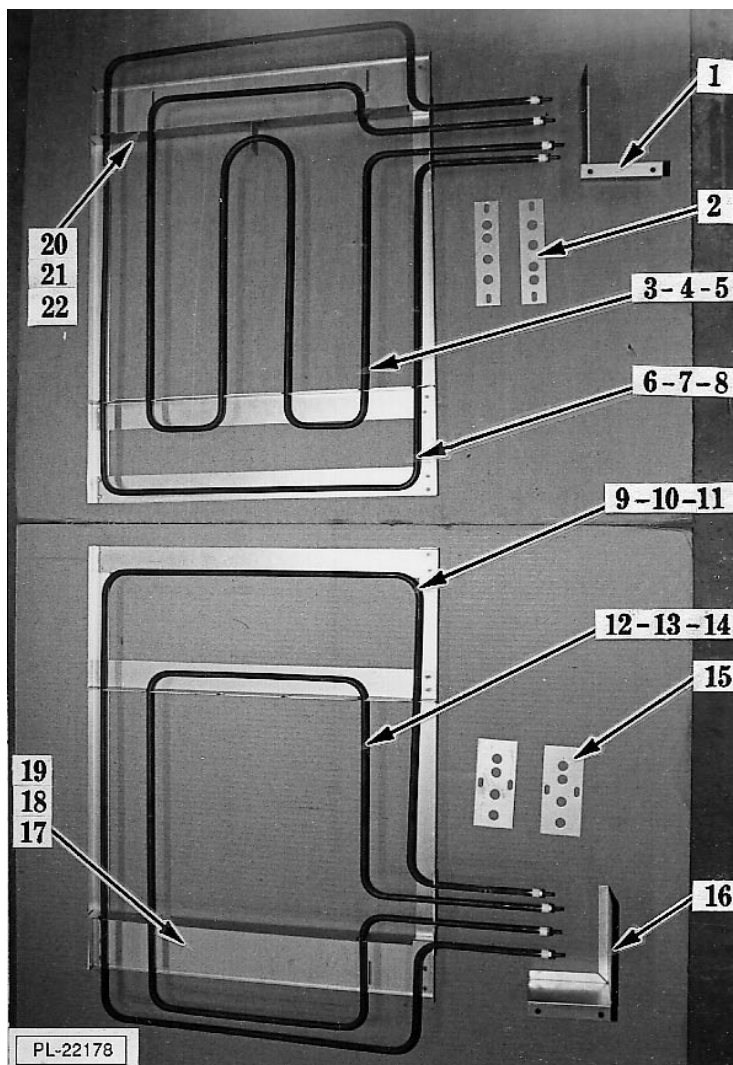
| ILLUS. PL-22173 | PART NO. | NAME OF PART | AMT. |
|--------------------|-------------|--|------|
| 1 | 411506-2 | Thermostat Griddle W/Knob | 2 |
| 2 | 415119-G2 | Thermostat - Oven (Incls.items 9 & 11) | 1 |
| 3 | 355798-1 | Switch - 3 Heat Selector | 2 |
| 4 | 413518-G1 | Stiffener | 1 |
| 5 | 413516-G1 | Panel - Control | 1 |
| 6 | 419605-1 | Spacer | 2 |
| 7 | NS-47-80 | Locknut 3/8-24 Special Palnut | 4 |
| 8 | 407727-2 | Knob - Three Heat Switch | 2 |
| 9 | 415119-4 | Dial - Thermostat | 1 |
| 10 | 411496-E5 | Indicator Light - Oven | 1 |
| 11 | 415119-6 | Bezel | 3 |
| 12 | 411496-E4 | Light - Hot Top | 2 |
| | 417876-1 | Resistor - 300K | 3 |



VR OVEN DOOR MECHANISM PARTS

VR OVEN DOOR MECHANISM PARTS


| ILLUS. PL-22177 | PART NO. | NAME OF PART | AMT. |
|--------------------|-------------|---|------|
| 1 | 408895-G1 | Crank Support Assy. | 1 |
| 2 | 409240-2 | Spacer - 3/4 Pipe x 7/16 Lg. | 1 |
| 3 | 410111-1 | Crank - Bell | 1 |
| 4 | 404629-1 | Bearing - Hinge Pin | 1 |
| 5 | 408896-1 | Support - Crank | 1 |
| 6 | SC-90-1 | Bolt - Shoulder 1/2-13 x 2 Hex Hd. | 1 |
| 7 | 406363-1 | Spring - Door (Long) | 1 |
| 8 | 410089-1 | Arm - Door Control | 1 |
| 9 | 417860-1 | Bolt - Shoulder 3/8-16 x 3/4 Hex Hd. | 1 |
| 10 | WS-4-33 | Washer | 1 |
| 11 | SC-90-1 | Bolt - Shoulder 1/2-13 x 2 Hex Hd. | 1 |
| 12 | 408896-1 | Support - Crank | 1 |
| 13 | 404629-1 | Bearing - Hinge Pin | 1 |
| 14 | 410090-G1 | Radius Bar Assy. | 1 |
| 15 | 409240-1 | Spacer - 3/4 x 5/16 Lg. | 1 |
| 16 | 408895-G1 | Crank Support Assy. | 1 |
| 17 | 412858-G1 | Division Assy. | 1 |
| 18 | 410110-1 | Anchor - Spring | 1 |
| 19 | 417874-1 | Buckle - Turn | 1 |
| 20 | 405618-1 | Hook - Oven Door | 1 |
| | 412887-G1 | Door Frame Assy. | 1 |
| | 417862-1 | Pin - Door Hinge | 2 |



OVEN ELEMENT ASSEMBLY
208/240 V. & 480 V.


OVEN ELEMENT ASSEMBLY
208/240 V. & 480 V.

| ILLUS. PL-22178 | PART NO. | NAME OF PART | AMT. |
|--------------------|-------------|---|------|
| 1 | 410113-1 | Cover - Terminal | 1 |
| 2 | 412707-1 | Spacer - Oven Side | 2 |
| 3 | 417820-1 | Element Assy. - Inner Top 208 V. | 1 |
| 4 | 417820-2 | Element Assy. - Inner Top 240 V. | 1 |
| 5 | 417820-3 | Element Assy. - Inner Top 480 V. | 1 |
| 6 | 417823-1 | Element Assy. - Outer Top 208 V. | 1 |
| 7 | 417823-2 | Element Assy. - Outer Top 240 V. | 1 |
| 8 | 417823-3 | Element Assy. - Outer Top 480 V. | 1 |
| 9 | 417823-5 | Element - Outer Bottom (208 V.) | 1 |
| 10 | 417823-6 | Element - Outer Bottom (240 V.) | 1 |
| 11 | 417823-7 | Element - Outer Bottom (480 V.) | 1 |
| 12 | 417820-5 | Element - Inner Bottom (208 V.) | 1 |
| 13 | 417820-6 | Element - Inner Bottom (240 V.) | 1 |
| 14 | 417820-7 | Element - Inner Bottom (480 V.) | 1 |
| 15 | 412708-1 | Spacer - Division Side | 2 |
| 16 | 410114-1 | Cover - Bottom Terminal | 1 |
| 17 | 420358-G4 | Element Assy. Bottom (208 V) (Incls.items 9 & 12) | 1 |
| 18 | 420358-G5 | Element Assy. Bottom (240 V) (Incls.items 10 & 13) | 1 |
| 19 | 420358-G6 | Element Assy. Bottom (480 V.) (Incls.items 11 & 14) | 1 |
| 20 | 420358-G1 | Element Assy. Top (208 V.)(Incls. items 3 & 6) | 1 |
| 21 | 420358-G2 | Element Assy. Top (240 V.)(Incls. items 4 & 7) | 1 |
| 22 | 420358-G3 | Element Assy. Top (480 V.)(Incls items 5 & 8) | 1 |



**CONNECTION BLOCK ASSEMBLY
VR SERIES 208/240 V.**

| ILLUS. PL-22179 | PART NO. | NAME OF PART | AMT. |
|--------------------|-------------|-------------------------------|------|
| 1 | 412577-1 | Box - Breaker | 1 |
| 2 | 411501-14 | Circuit Breaker | 2 |
| 3 | 410472-11 | Terminal Block (3 Pole) | 1 |
| 4 | 412578-1 | Closure | 1 |



**CONNECTION BLOCK ASSEMBLY
VR SERIES 480 V.**

| ILLUS. PL-22180 | PART NO. | NAME OF PART | AMT. |
|--------------------|-------------|-------------------------------|------|
| 1 | 412577-1 | Box - Breaker | 1 |
| 2 | 410472-11 | Terminal Block (3 Pole) | 1 |
| 3 | 412578-2 | Closure | 1 |