

VULCAN

CATALOG OF REPLACEMENT PARTS

ELECTRIC HEAVY DUTY RANGE WITH CONVECTION OVEN

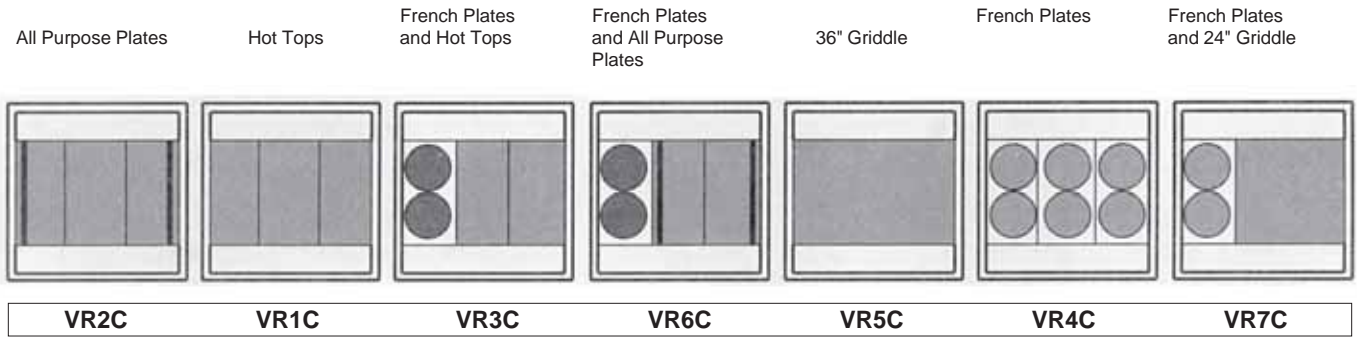
MODEL:

VR1C ML-52955
VR2C ML-52956
VR3C ML-52957
VR4C ML-52958
VR5C ML-52959
VR6C ML-52960
VR7C ML-52111



For additional information on Vulcan-Hart or to locate an authorized parts and service provider in your area, visit our website at www.vulcanhart.com


RANGE TOP CONFIGURATIONS



VR2C
Range with Convection Oven

TABLE OF CONTENTS

Page	Description
5	VRC Series Parts List
6	VRC Oven Cavity Area
7	VRC Unit Rear View
9	Breaker Box Area
11	Breaker Box Area-Micro Switch
13	VRC Oven Door Mechanism Parts
14	Griddle Plate Assembly
15	All Purpose Plate
16	French Plates & Hi Speed Elements
17	Hot Tops
18	Oven Elements - VRC Series
19	Control Panel VR1C 208/240 Volt
20	Control Panel VR2C 208/240 Volt
21	Control Panel VR2C 480 Volt
22	Control Panel VR3C 208/240 Volt
23	Control Panel VR1C & VR3C 480 Volt
24	Control Panel VR4C 208/240 Volt
25	Control Panel VR4C 480 Volt
26	Control Panel VR5C 208/240 Volt
27	Control Panel VR5C 480 Volt
28	Control Panel VR6C 208/240 Volt
29	Control Panel VR6C 480 Volt
30	Control Panel VR7C 208/240 Volt
31	Control Panel VR7C 480 Volt
32	Recommended Spare Parts




VRC SERIES PARTS LIST

VRC SERIES PARTS LIST

ILLUS.	PART NO.	NAME OF PART	AMT
PL-22182			
1	00-411319-000G1	Back Splash Assy	1
2	00-410107-000G2	Back - Top	1
3	00-420098-00021	Handle - Drip Tray (RH)	1
4	00-401847-00002	Handle - Door	1
5	00-404549-00003	Post - Door (RH)	1
6	00-413876-000G1	Door Assy (Incls. items 4, 5, 12, 13 & 14)	1
7	00-409840-00006	Leg SST	4
8	00-497002-00001	Caster	2
9	00-497002-00002	Caster W/Brake	2
10	00-420098-00020	Handle - Drip Tray (LH)	1
11	00-410105-000G2	Top - Front	1
12	00-404549-00004	Post - Door (LH)	1
13	SC-120-22	Mach Screw $\frac{3}{8}$ -16 x 1 $\frac{1}{4}$ Rd Hd	2
14	PB-004-73	Plug Button	2
15	00-413565-000G1	Frame Panel - Front	1
	00-412895-00002	Tray - Drip (RH)	1
	00-412896-000G1	Tray - Drip (LH)	1
	00-412672-000G1	Side - Body (RH)(PTD)	1
	00-412672-000G2	Side - Body (LH)(PTD)	1
	00-412672-000G3	Side - Body (RH)(SST)	1
	00-412672-000G4	Side - Body (LH)(SST)	1

* NOTE VR1C is shown in photo



VRC OVEN CAVITY AREA


ILLUS. PL-22184	PART NO.	NAME OF PART	AMT.
1	00-419899-00002	Liner - Side R.H	1
2	00-419238-00002	Support - Oven Rack R.H	1
3	00-419615-00001	Gasket - Oven Door	1
4	00-413951-00002	Clip - Rack Support	8
5	00-419898-00002	Bottom - Cavity	1
6	00-419239-00001	Rack - Oven	3
7	00-419238-00001	Support - Oven Rack L.H.	1
8	00-415780-00011	Wheel - Blower	1
9	00-413840-00001	Thermostat - Hi Limit	1
10	00-419895-00001	Back - Cavity	1
11	00-419899-00001	Liner - Side L.H	1
12	00-419898-00001	Top - Cavity	1



VRC OVEN CAVITY AREA

ILLUS.	PART NO.	NAME OF PART	AMT.
PL-22183			
1	00-411382-00001	Back - Back Splash	1
2	00-420100-00020	Box - Burner Back	1
3	00-419909-000G1	Body Assy. - Back	1
4	00-419910-000G1	Tube Assy. - Vent	1
5	00-420564-00001	Guard - Motor	1
6	00-419730-00001	Motor 1/4 H.P., 240V	1
7	00-419730-00003	Motor (480V)	1
8	00-414540-00B35	Conduit	1
9	FE-002-03	Connector - Conduit 3/8 TS Straight	1
10	FE-002-52	Connector - Conduit 3/8 TS 90 Deg.	1
11	00-420094-020G1	Vent- Upper Assy.	1
	00-419719-00002	Bracket - Motor Mounting	2

* NOTE: Motor is located behind the motor guard.




ELECTRICAL COMPONENTS
(CONVECTION OVEN/RANGE)

ELECTRICAL COMPONENTS (CONVECTION OVEN/RANGE)

ILLUS. PL-22192A	PART NO.	NAME OF PART	AMT.
1	00-411501-00014	Circuit Breaker 50-amp (Use on 208 240 V. Machines)	6
2	00-411497-000C2	Contactora (3 Pole, 240 V. (Use on 480 V. Machines)	1
3	00-410472-00011	Terminal Block (3 Pole)	1
4	FE-017-47	Fuse (3 Amp , 250 V.)(Use on 480 V. Machines)	1
5	FE-023-19	Holder - Fuse (Use W/Item 4)	1
6	FE-019 40	Fuse (15 Amp , 300 V.) (Use on 208 - 240 V. Machines)	2
7	FE-023 55	Holder - Fuse (Use W/Item 6)	2
8	00-419863-00001	Cover - Terminal Block	1
9	00-412578-00002	Cover - Breaker (480 V.)	1
10	00-419862-00001	Cover - Enclosure (208 - 240 V.) (Shown)	1
11	00-419868-00001	Cover - Enclosure (480 V.)	1
12	00-412048-00001	Cover Plate - Breaker (480 V.)	1
**13	00-406708-000G1	Door - Breaker Panel	1
14	00-411497-000D3	Contactora (4 Pole, 240 V.)(Use on 208 - 240 V. Machines)	1
15	00-411497-000C5	Contactora (3 Pole, 240 V.)(Use on 480 V. Machines)	1
16	00-417856-00001	Lug - Grounding (With Set Screw)	1
	00-417934-000G1	Block Assy - Porcelain	3
	00-411500-00006	Transformer 50 VA (Use on 480 V. Machines)	1
	FE-023-56	Bushing - Electrical Snap	AR

* 208 - 240 V Model Shown


** Give Model, Serial Number & Electrical Spec



BREAKER BOX AREA
(CONVECTION OVENS ONLY)

BREAKER BOX AREA
(CONVECTION OVENS ONLY)


ILLUS. PL-22193	PART NO.	NAME OF PART	AMT.
1	00-411496-000F1	Switch - Micro	1
2	00-415486-00001	Insulator - Micro Switch	1
3	00-419903-000G1	Mounting Assy Door Switch	1
4	00-419906-00001	Clip - Switch Mount Support	1



OVEN DOOR MECHANISM PARTS


OVEN DOOR MECHANISM PARTS

ILLUS. PL-22177-2	PART NO.	NAME OF PART	AMT.
1	00-408895-000G1	Crank Support Assy	1
2	00-409240-00002	Spacer - $\frac{3}{4}$ Pipe x $\frac{7}{16}$ Lg	1
3	00-410111-00001	Crank- Bell	1
4	00-404629-00001	Bearing - Hinge Pin	1
5	00-408896-00001	Support - Crank	1
6	SC-090-01	Bolt - Shoulder $\frac{1}{2}$ -13 x 2 Hex Hd	1
7	00-406363-00001	Spring - Door (Long)	1
8	00-419932-000G1	Arm - Door Control	1
9	00-417860-00001	Bolt - Shoulder $\frac{3}{8}$ -16 x $\frac{3}{4}$ Hex Hd	1
10	00-417806-00001	Spacer Door	2
11	SC-090-01	Bolt - Shoulder $\frac{1}{2}$ -13 x 2 Hex Hd	1
12	00-408896-00001	Support Crank	1
13	00-404629-00001	Bearing Hinge Pin	1
14	00-410090-000G1	Radius Bar Assy	1
15	00-409240-00001	Spacer - $\frac{3}{4}$ x $\frac{7}{16}$ Lg	1
16	00-408895-000G1	Crank Support Assy	1
17	00-412858-000G1	Division Assy	1
18	00-410110-00001	Anchor - Spring	1
19	00-417874-00001	Buckle - Turn	1
20	00-405618-00001	Hook - Oven Door	1
21	00-419933-00001	Cover Plate - Top	1
22	00-419933-00002	Cover Plate - Bottom	1
	00-412887-000G1	Door Frame Assy	1
	00-417862-00001	Pin - Door Hinge	2




GRIDDLE PLATE ASSEMBLY

ILLUS. PL-22176-2	PART NO.	NAME OF PART	AMT.	
			VR5C	VR7C
1	00-406046-00001	Sleeve - Handle	1	
1	00-412693-00001	Cover - Griddle Base	1	-
2	00-419754-00001	Cover - Griddle Base	-	1
3	00-420467-00020	Clamp - Element	6	4
4	00-420385-00001	Cover - Thermostat Bulb	3	2
5	00-411967-00004	Element - Electric Heat (208 V.)	3	2
6	00-411967-00005	Element - Electric Heat (240 V.)	3	2
7	00-411967-00003	Element - Electric Heat (480 V.)	3	2
8	00-412691-000G1	Retainer Assy. - Inner Element	6	4
9	00-412690-00001	Retainer - Outer Element	6	4
10	00-419760-000G1	Plate - Griddle 24" (VR7C)	-	1
11	00-412689-000G1	Plate - Griddle 36" (VR5C)	1	-
12	00-412694-00001	Plate - Closure	3	2
	00-420390-00001	Back Splash	1	-
	00-419753-00001	Back Splash	-	1
	00-412692-000G1	Plate Assy.-Griddle 36" (Complete) (208V.) (Incls. Items 1,3,4,5,8,9,11,12 & Back Splash)	1	-
	00-412692-000G2	Plate Assy.-Griddle 36" (Complete) (240V.) (Incls. Items 1,3,4,6,8,9,11,12 & Back Splash)	1	-
	00-412692-000G3	Plate Assy.-Griddle 36" (Complete) (480V.) (Incls. Items 1,3,4,7,8,9,11,12 & Back Splash)	1	-




ALL PURPOSE PLATE
(VR2C, VR6C)

ILLUS. PL-22161-2	PART NO.	NAME OF PART	AMT.
1	00-413513-00001	Thermostat Clamp	1
2	00-414449-00002	Cover - Insulating	1
3	00-417852-00002	Stud (1/4-20 x 1 1/4 Lg.)	26
4	00-417852-00003	Stud (1/4-20 x 2-1/2 Lg.)	4
5	00-412585-000G4	Plate Assy.-All Purpose (W/Trough 208 V.) (Complete) (Incls. Items 1,2,3,4,11,12,15 & 16)	AR
6	00-412585-000G5	Plate Assy.-All Purpose (W/Trough 240 V.) (Complete) (Incls. Items 1,2,3,4,11,13,15 & 16)	AR
7	00-412585-000G6	Plate Assy.-All Purpose (W/Trough 480 V.) (Complete) (Incls. Items 1,2,3,4,11,14,15 & 16)	AR
8	00-412585-000G7	Plate Assy.-All Purpose (W/O Trough 208 V.) (Complete) (Incls. Items 1,2,3,4,11,12,15 & 16)	AR
9	00-412585-000G8	Plate Assy.-All Purpose (W/O Trough 240 V.) (Complete) (Incls. Items 1,2,3,4,11,13,15 & 16)	AR
10	00-412585-000G9	Plate Assy.-All Purpose (W/O Trough 480 V.) (Complete) (Incls. Items 1,2,3,4,11,14,15 & 16)	AR
11	00-414452-00001	Clamp - Element Plate	2
12	00-413452-00001	Element - Electric Heat (208 V.)	1
13	00-413452-00002	Element - Electric Heat (240 V.)	1
14	00-413452-00003	Element - Electric Heat (480 V.)	1
15	NS-046-52	Nut - 1/4-20 Hex "Keps"	34
16	00-408581-00001	Insulation	1
	00-420118-00020	Bar-Triple Tie	2
	00-420118-00023	Bar-Double Tie	2



FRENCH PLATE ASSEMBLY


ILLUS. PL-22159	PART NO.	NAME OF PART	AMT.
1	00-421240-00001	Plate - French (208 V.)	AR
2	00-421240-00002	Plate - French (240 V.)	AR
3	00-421240-00003	Plate - French (480 V.)	AR
4	00-415048-00001	Clamp	AR
5	00-415050-0000N	Nut	AR
6	00-420473-000G3	Top-Cooking	AR
	00-415049-00001	Strap Jumper (480 V. Only)	AR



HOT TOPS
(VR1C, VR3C)


ILLUS.	PART NO.	NAME OF PART	AMT.
	PL-22160-2		
1	00-414452-00001	Clamp - Element Plate	2
2	00-412585-00G10	Plate Assy. Hot Top (208 V.) (Complete)(Incls.items 1, 5, 6, 7, 8, 11, 14, 15 & 16)	AR
3	00-412585-00G11	Plate Assy. Hot Top (240 V.) (Complete)(Incls.items 1, 5, 6, 7, 9, 12, 14, 15 & 16)	AR
4	00-412585-00G12	Plate Assy. Hot Top (480V.) (Complete)(Incls.items 1,5,6,7, 10,13, 14, 15 & 16)	AR
5	00-417852-00003	Stud (1/4-20 x 2-1/2 Lg.)	4
6	00-417852-00002	Stud (1/4-20 x 1 1/4 Lg.)	26
7	00-414449-00001	Insulating Pan Cover	1
8	00-410780-00002	Inner Element (208 V.)	2
9	00-410780-00003	Inner Element (240 V.)	2
10	00-410780-00001	Inner Element (480 V.)	2
11	00-410778-00002	Outer Element (208 V.)	2
12	00-410778-00003	Outer Element (240 V.)	2
13	00-410778-00001	Outer Element (480 V.)	2
14	00-420514-00002	Strap - Jumper	2
15	NS-046-52	Nut - 1/4-20 Hex "Keps"	34
16	00-408581-00001	Insulation	1
	00-420118-00020	Bar-Triple Tie	2
	00-420118-00023	Bar-Double Tie	2

* Quantities are per assembly.




ELECTRIC HEAT ELEMENTS
(CONVECTION OVENS)

ILLUS. PL-22185	PART NO.	NAME OF PART	AMT.
1	00-419671-00001	Elements (208V.)	6
2	00-419671-00002	Elements (240V.)	6
3	00-419671-00003	Elements (480V.)	6
4	00-412636-00001	Bracket- Element	6
5	00-412636-00002	Bracket - Element	6
6	00-412699-00001	Bracket-Liner	4
7	00-419896-00001	Side-Cavity R.H	1
8	00-419897-00001	Side-Cavity L.H	1
9	00-419894-00001	Guard - Fan	1
10	00-419908-000G1	Support - Motor & Fan Housing	1
11	00-413987-00001	Plate - Motor Mount	1
12	00-416286-00001	Insulation (Motor to Mounting Plate)	1
13	00-411289-00001	Spacer - Fan Housing (1/8 Pipe x 27/8)	4
14	00-412630-00001	Spacer 7/8 O.D. x 5/8 Lg	4
15	00-419907-00001	Diverter- Air	2
16	00-410430-00001	Grommet	1
17	00-415677-00001	Clips - Bulb	2




CONTROL PANEL - VR1C
208/240 VOLT

ILLUS. PL-22194	PART NO.	NAME OF PART	AMT.
1	00-355798-00001	Switch - 3 Heat Selector	6
2	00-411506-00011	Thermostat - Oven	1
3	00-411496-000B1	Switch - Rocker	1
4	00-417490-00001	Dial - Thermostat	1
5	00-411496-000E5	Indicator Light - Oven	1
6	00-407727-00002	Knob - Three Heat Switch	6
7	NS-047-80	Locknut ³ / ₈ -24 Special Palnut	6
8	00-419900-000G1	Panel - Control	1
9	00-419901-000G1	Stiffener	1
	00-417934-000G1	Block Assy. - Porcelain	3
	FE-023-56	Bushing - Electrical Snap	2




CONTROL PANEL - VR2C
208/240 VOLT

ILLUS.	PART NO.	NAME OF PART	AMT.
PL-22195			
1	00-411506-00001	Thermostat - All Purpose Plate	3
2	00-411506-00011	Thermostat - Oven	1
3	00-419901-000G1	Stiffener	1
4	00-419900-000G1	Panel - Control	1
5	00-411496-000B1	Switch - Rocker	1
6	00-417490-00001	Dial - Thermostat	1
7	00-411496-000E5	Indicator Light - Oven	1
8	00-411496-000E4	Indicator Light - All Purpose Plate	3
9	00-418061-00001	Knob - All Purpose Plate	3
	00-417934-000G1	Block Assy - Porcelain	3
	FE-023-56	Bushing - Electrical Snap	2



CONTROL PANEL - VR2C
480 VOLT


ILLUS. PL-22196	PART NO.	NAME OF PART	AMT.
1	00-411506-00011	Thermostat - Oven	1
2	00-419901-000G1	Stiffener	1
3	00-419900-000G1	Panel - Control	1
4	00-411496-000B1	Switch - Rocker	1
5	00-417490-00001	Dial - Thermostat	1
6	00-411496-000E5	Indicator Light Oven	1
7	00-417876-00001	Resistor - 300K	4
8	00-411496-000E4	Indicator Light - All Purpose Plate	3
9	00-411506-00001	Thermostat - All Purpose Plate	3
10	00-418061-00001	Knob - All Purpose Plate	3
	00-417934-000G1	Block Assy. Porcelain	3
	FE-023-56	Bushing - Electrical Snap	2



PL-22197


CONTROL PANEL - VR3C
208/240 VOLT

ILLUS. PL-22197	PART NO.	NAME OF PART	AMT.
1	00-411503-00004	Switch - Infinite (208/240 V.)	2
2	00-355798-00001	Switch - 3 Heat Selector	4
3	00-411506-00011	Thermostat Oven	1
4	00-419901-000G1	Stiffener	1
5	00-419900-000G1	Panel - Control	1
6	00-411496-000B1	Switch - Rocker	1
7	00-417490-00001	Dial - Thermostat	1
8	00-411496-000E5	Indicator Light - Oven	1
9	00-407727-00002	Knob - Three Heat Switch	4
10	00-412251-00001	Knob - Infinite Switch	2
11	NS-047-80	Locknut 3/8-24 Special Palnut	6
	00-417934-000G1	Block Assy. - Porcelain	3
	FE-023-56	Bushing - Electrical Snap	2




CONTROL PANEL - VR1C & VR3C
480 VOLT

ILLUS.	PART NO.	NAME OF PART	AMT.
PL-22199			
1	00-411506-00011	Thermostat - Oven	1
2	00-419901-000G1	Stiffener	1
3	00-419900-000G1	Panel - Control	1
4	00-411496-000B1	Switch - Rocker	1
5	00-417490-00001	Dial - Thermostat	1
6	00-411496-000E5	Indicator Light - Oven	1
7	00-417876-00001	Resistor - 300K	1
8	00-407727-00002	Knob - Three Heat Switch	6
9	NS-047-80	Locknut 3/8-24 Special Palnut	6
10	00-355798-00001	Switch - 3 Heat Selector	6
	00-417934-000G1	Block Assy - Porcelain	3
	FE-023-56	Bushing - Electrical Snap	2




CONTROL PANEL - VR4C
208/240 VOLT

ILLUS.	PART NO.	NAME OF PART	AMT.
1	00-411506-00011	Thermostat - Oven	1
2	00-419901-000G1	Stiffener	1
3	00-419900-000G1	Panel - Control	1
4	00-411496-000B1	Switch - Rocker	1
5	00-417490-00001	Dial - Thermostat	1
6	00-411496-000E5	Indicator Light - Oven	1
7	00-412251-00001	Knob - Infinite Switch	6
8	NS-047-80	Locknut 3/8-24 Special Palnut	6
9	00-411503-00004	Switch - Infinite (208/240 V.)	6
	00-417934-000G1	Block Assy. - Porcelain	3
	FE-023-56	Bushing - Electrical Snap	2




CONTROL PANEL - VR4C
480 VOLT

ILLUS. PL-22204	PART NO.	NAME OF PART	AMT.
1	00-355798-00001	Switch - 3 Heat Selector	6
2	00-411506-00011	Thermostat - Oven	1
3	00-419901-000G1	Stiffener	1
4	00-419900-000G1	Panel - Control	1
5	00-411496-000B1	Switch - Rocker	1
6	00-417490-00001	Dial - Thermostat	1
7	00-411496-000E5	Indicator Light - Oven	1
8	00-417876-00001	Resistor - 300K	1
9	00-407727-00002	Knob - Three Heat Switch	6
10	NS-047-80	Locknut ³ / ₈ -24 Special Palnut	6
	00-417934-000G1	Block Assy Porcelain	3
	FE-023-56	Bushing - Electrical Snap	2




CONTROL PANEL - VR5C
208/240 VOLT

ILLUS.	PART NO.	NAME OF PART	AMT.
1	00-411506-0002	Thermostat Griddle	3
2	00-411506-00011	Thermostat - Oven	1
3	00-419901-000G1	Stiffener	1
4	00-419900-000G1	Panel - Control	1
5	00-411496-000B1	Switch - Rocker	1
6	00-417490-00001	Dial - Thermostat	1
7	00-411496-000E5	Indicator Light - Oven	1
8	00-415119-00004	Dial - Griddle (200 to 550 Deg. F.)	3
9	00-411496-000E4	Indicator Light - Griddle	3
	00-417934-000G1	Block Assy. - Porcelain	3
	FE-023-56	Bushing - Electrical Snap	2




CONTROL PANEL - VR5C
480 VOLT

ILLUS. PL-22201	PART NO.	NAME OF PART	AMT.
1	00-411506-00011	Thermostat - Oven	1
2	00-419901-000G1	Stiffener	1
3	00-419900-000G1	Panel - Control	1
4	00-411496-000B1	Switch - Rocker	1
5	00-417490-00001	Dial - Thermostat	1
6	00-411496-000E5	Indicator Light - Oven	1
7	00-417876-00001	Resistor - 300K	4
8	00-411496-000E4	Indicator Light - Griddle	3
9	00-411506-00002	Thermostat- Griddle	3
10	00-415119-00004	Dial - Griddle (200 to 550 Deg. F.)	3
	00-417934-000G1	Block Assy. - Porcelain	3
	FE-023-56	Bushing - Electrical Snap	2




CONTROL PANEL - VR6C
208/240 VOLT

ILLUS. PL-22202	PART NO.	NAME OF PART	AMT.
1	00-411506-00001	Thermostat - All Purpose Plate	2
2	00-411506-00011	Thermostat - Oven	1
3	00-411496-000B1	Switch - Rocker	1
4	00-417490-00001	Dial - Thermostat	1
5	00-411496-000E5	Indicator Light - Oven	1
6	00-418061-00001	Knob - All Purpose Plate	2
7	00-412251-00001	Knob - Infinite Switch	2
8	00-419900-000G1	Panel - Control	1
9	00-419901-000G1	Stiffener	1
10	00-411503-00004	Switch - Infinite (208/240 V.)	2
11	00-411496-000E4	Indicator Light - All Purpose Plate	2
	00-417934-000G1	Block Assy. - Porcelain	3
	FE-023-56	Bushing - Electrical Snap	2




CONTROL PANEL - VR6C
480 VOLT

ILLUS. PL-22206	PART NO.	NAME OF PART	AMT.
1	00-355798-00001	Switch - 3 Heat Selector	2
2	00-411506-00001	Thermostat - All Purpose Plate	2
3	00-411506-00011	Thermostat Oven	1
4	00-419901-000G1	Stiffener	1
5	00-419900-000G1	Panel - Control	1
6	00-411496-000B1	Switch - Rocker	1
7	00-411496-000E5	Indicator Light - Oven	1
8	00-417876-00001	Resistor - 300K	3
9	00-417490-00001	Dial - Thermostat	1
10	00-411496-000E4	Indicator Light - All Purpose Plate	2
11	00-407727-00002	Knob - Three Heat Switch	2
12	NS-047-80	Locknut ³ / ₈ -24 Special Palnut	2
13	00-418061-00001	Knob - All Purpose Plate	2
	00-417934-000G1	Block Assy. - Porcelain	3
	FE-023-56	Bushing - Electrical Snap	2



CONTROL PANEL - VR7C
208/240 VOLT

ILLUS. PL-22205	PART NO.	NAME OF PART	AMT.
1	00-411503-00004	Switch - Infinite (208/240 V)	2
2	00-411506-00002	Thermostat - Griddle	2
3	00-411506-00011	Thermostat - Oven	1
4	00-419901-000G1	Stiffener	1
5	00-419900-000G1	Panel - Control	1
6	00-411496-000B1	Switch - Rocker	1
7	00-411496-000E5	Indicator Light - Oven	1
8	00-417490-00001	Dial - Thermostat	1
9	00-411496-000E4	Indicator Light - Griddle	2
10	00-412251-00001	Knob - Infinite Switch	2
11	NS-047-80	Locknut ³ / ₈ -24 Special Palnut	2
12	00-415119-00004	Dial - Griddle (200 to 550 Deg F)	2
	00-417934-000G1	Block Assy - Porcelain	3
	FE-023-56	Bushing - Electrical Snap	2



CONTROL PANEL - VR7C
480 VOLT

ILLUS. PL-22203	PART NO.	NAME OF PART	AMT.
1	00-355798-00001	Switch - 3 Heat Selector	2
2	00-411506-00002	Thermostat - Griddle	2
3	00-411506-00011	Thermostat - Oven	1
4	00-419901-000G1	Stiffener	1
5	00-419900-000G1	Panel - Control	1
6	00-411496-000B1	Switch - Rocker	1
7	00-411496-000E5	Indicator Light - Oven	1
8	00-417490-00001	Dial - Thermostat	1
9	00-411496-000E4	Indicator Light - Griddle	2
10	00-417876-00001	Resistor - 300K	3
11	00-407727-00005	Knob - Three Heat Switch	2
12	NS-047-80	Locknut ³ / ₈ -24 Special Palnut	2
13	00-415119-00004	Dial - Griddle (200 to 550 Deg. F.)	2
	00-417934-000G1	Block Assy. - Porcelain	3
	FE-023-56	Bushing - Electrical Snap	2

RECOMMENDED SPARE PARTS
VR4C CONVECTION ELECTRIC RANGE

PART NO.	NAME OF PART	AMT.
00-419615-00001	Oven Door Gasket (Convection Only)	1
00-415780-00011	Blower Wheel	1
00-413840-00001	Hi-limit Thermostat	2
00-419730-00001	Motor (208V-240V) (Convection Only)	1
00-419730-00003	Motor (480V) (Convection Only)	1
00-411501-00014	Circuit Breaker	2
00-411497-000C2	Contactora (3-pole) (480V Unit)	2
00-410472-00011	Terminal Block	1
FE-017-47	Fuse (3-amp) (250V 480V Unit)	2
FE-023-19	Fuse Holder (480V Unit)	2
FE-019-40	Fuse (15-amp) (300V 208/240V Unit)	2
FE-023-55	Fuse Holder (208/240V Unit)	2
00-411497-000D3	Contactora (4-pole) (208/240V Unit)	2
00-411497-000C5	Contactora (3-pole) (480V Unit)	2
00-417934-000G1	Porcelain Block Assy.	2
00-411500-00006	Transformer (50VA 480V Unit)	2
00-411496-000F1	Micro Switch	2
00-410111-00001	Bell Crank	2
00-404629-00001	Hinge Pin Bearing	1
00-406363-00001	Door Spring (Long)	2
00-417874-00001	Turn Buckle	2
00-405618-00001	Oven Door Hook	2
00-417862-00001	Door Hinge Pin	2
00-419671-00001	Oven Element (208V)	2
00-419671-00002	Oven Element (240V)	2
00-419671-00003	Oven Element (480V)	2
00-411506-00011	Oven Thermostat	2
00-411496-000B1	Rocker Switch	2
00-417490-00001	Thermostat Knob	2
00-411496-000E5	Oven Indicator Light VR4C	2
00-411503-00004	Infinite Switch	2
00-412251-00001	Infinite Switch Knob	2
00-417876-00001	Resistor (300K) (480V)	1
00-355798-00001	3-heat Selector (480V)	2
00-413558-00001	3-heat Selector Knob (480V)	2
00-421240-00001	Top Element (208V)	2
00-421240-00002	Top Element (240V)	2
00-421240-00003	Top Element (480V)	2

**RECOMMENDED SPARE PARTS
VR5C CONVECTION ELECTRIC RANGE**

PART NO.	NAME OF PART	AMT.
00-419615-00001	Oven Door Gasket	1
00-415780-00011	Blower Wheel	1
00-413840-00001	Hi-limit Thermostat	2
00-419730-00001	Motor (208V-240V)	1
00-419730-00003	Motor (480V)	1
00-411501-00014	Circuit Breaker	2
00-411497-000C2	Contactactor (3-pole) (480V Unit)	2
00-410472-00011	Terminal Block	1
FE-017-47	Fuse (3-amp) (250V 480V Unit)	2
FE-023-19	Fuse Holder (480V Unit)	2
FE-019-40	Fuse (15-amp) (300V 208/240V Unit)	2
FE-023-55	Fuse Holder (208/240V Unit)	2
00-411497-000D3	Contactactor (4-pole) (208/240V Unit)	2
00-411497-000C5	Contactactor (3-pole) (480V Unit)	2
00-417934-000G1	Porcelain Block Assy.	2
00-411500-00006	Transformer (50VA 480V Unit)	2
00-411496-000F1	Micro Switch	2
00-410111-00001	Bell Crank	2
00-404629-00001	Hinge Pin Bearing	1
00-406363-00001	Door Spring (Long)	2
00-417874-00001	Turn Buckle	2
00-405618-00001	Oven Door Hook	2
00-417862-00001	Door Hinge Pin	2
00-419671-00001	Oven Element (208V)	2
00-419671-00002	Oven Element (240V)	2
00-419671-00003	Oven Element (480V)	2
00-411506-00011	Oven Thermostat	2
00-411496-000B1	Rocker Switch	2
00-417490-00001	Thermostat Knob	2
00-411496-000E5	Oven Indicator Light VR5C	2
00-411506-00002	Griddle Thermostat	2
00-415119-00004	Griddle Thermostat Knob	2
00-411496-000E4	Griddle Indicator Light	2
00-417876-00001	Resistor (300K) (480V)	2
00-411967-00004	Griddle Element (208V)	2
00-411967-00005	Griddle Element (240V)	2
00-411967-00003	Griddle Element (480V)	2