


## REPLACEMENT PARTS MANUAL FOR HEAVY DUTY ELECTRIC BROILERS MODELS VTMB22, VTMB2, VB2S, VB21



VTMB22





VB2S



VB21




VTMB2



**ELECTRICAL COMPONENTS**

## ELECTRICAL COMPONENTS


| ILLUS.<br>PL-40405 | PART<br>NO. | NAME OF PART   | AMT. |
|--------------------|-------------|--|------|
| 1                  | 417934-G1   | Block Assy. - Porcelain (208-240 V. Machine)(Incls.items 2, 3 & 4) ..... | AR   |
| 2                  | SC-117-3    | Mach. Screw 10-24 x 1¼ Rd. Hd. ....                                      | AR   |
| 3                  | WS-23-20    | Washer .....   | AR   |
| 4                  | NS-44-9     | Nut Assy 10-24 Hex "KEPS" .....  | AR   |
| 5                  | 411497-B1   | Contactator (208-240 V. Machines) .....                                  | AR   |
| 6                  | 417856-1    | Ground Lug (VB21, VB221) .....   | 1    |
| 7                  | 406708-G1   | Door - Breaker Panel .....   | 1    |
| 8                  | 412578-1    | Closure - Breaker (208-240 V.)(Shown) .....                              | 1    |
| 9                  | 412578-2    | Closure - Breaker (480 V.) .....   | 1    |
| 10                 | 411501-14   | Circuit Breaker (50 Amp.)(208-240 V. Machines) .....                     | AR   |
| 11                 | 412577-1    | Box - Breaker .....  | 1    |
| 12                 | 410472-9    | Block - Terminal (208/240 V.) .....                                      | 1    |
| 13                 | 410472-11   | Terminal Block (208-240 V.) .....  | 1    |
| 14                 | 410472-8    | Terminal Block (480 V.) .....  | 1    |



PL-40406-1


### SWITCH PANEL CONTROL

| ILLUS.<br>PL-40406 | PART<br>NO. | NAME OF PART   | AMT. |
|--------------------|-------------|--|------|
| 1                  | 411764-G1   | Panel - Switch (VB221) .....                               | 1    |
| 2                  | 411764-G2   | Panel - Switch (VB21) .....                                | 1    |
| 3                  | 411764-G3   | Panel - Switch (VB22S, VMB22) .....                        | 1    |
| 4                  | 411764-G4   | Panel - Switch (VB2S, VMB2) .....                          | 1    |
| 5                  | 412251-2    | Knob - Infinite Control (208-240 V. Machines)(Shown) ..... | AR   |
| 6                  | 407727-6    | Knob - 3 Heat (480 V. Machines) .....                      | AR   |
| 7                  | 411503-3    | Switch (208 V. Machines) .....                             | AR   |
| 8                  | 411503-2    | Switch (240 V. Machines) .....                             | AR   |
| 9                  | 355798-1    | Switch - 3 Heat Select (480 V. Machines) .....             | AR   |
| 10                 | 414639-1    | Tab - I.D. (R)(480 V. Machines) .....                      | AR   |
| 11                 | 414639-3    | Tab - I.D. (F)(480 V. Machines) .....                      | AR   |
| 12                 | 414639-4    | Tab - I.D. (F)(Top) .....                                  | 1    |
| 13                 | 414639-5    | Tab - I.D. (Bottom) .....                                  | 1    |
| 14                 | 411496-E4   | Indicator Light - Red (Broiler) .....                      | AR   |
| 15                 | 417876-1    | Resistor - 300 K (Use on 480 V. Machines) .....            | AR   |
| 16                 | 411496-E5   | Indicator Light - Oven .....                               | 1    |
| 17                 | 417876-1    | Resistor - 300 K (Use on 480 V. Machines) .....            | 1    |
| 18                 | 415119-7    | Dial (200 - 500 Deg F) .....                               | 1    |
| 19                 | 415119-6    | Bezel .....  | 1    |
| 20                 | 415119-2    | Thermostat (200 - 550 Deg F) .....                         | 1    |
| 21                 | 407727-6    | Knob - 3 Heat (Oven) .....                                 | 2    |
| 22                 | 355798-1    | Switch - 3 Heat Select (Oven) .....                        | 2    |



**DOOR UNIT - OVEN**


| ILLUS.<br>PL-40407 | PART<br>NO. | NAME OF PART  | AMT. |
|--------------------|-------------|---|------|
| 1                  | 401847-2    | Handle - Door .....   | 1    |
| 2                  | 413876-G1   | Door Assy. - Oven .....                                     | 1    |
| 3                  | 404549-4    | Post - Door (L.H.) .....                                    | 1    |
| 4                  | 404549-3    | Post - Door (R.H.) .....                                    | 1    |
| 5                  | PB-4-73     | Plug Button .....   | 2    |
| 6                  | SC-120-22   | Mach. Screw $\frac{3}{8}$ -16 x $1\frac{1}{4}$ Rd. Hd. .... | 2    |



**DOOR MECHANISM — OVEN**

## DOOR MECHANISM - OVEN


| ILLUS.<br>PL-40408 | PART<br>NO. | NAME OF PART                                     | AMT. |
|--------------------|-------------|--|------|
| 1                  | 410110-1    | Anchor - Spring .....                            | 1    |
| 2                  | 417865-1    | Turnbuckle (36") .....                           | 1    |
| 3                  | 405618-1    | Hook - Oven Door .....                           | 1    |
| 4                  | SC-90-1     | Bolt - Shoulder 1/2-13 x 2 Hex Hd. ....          | 1    |
| 5                  | 408895-G1   | Crank Support Assy. ....                         | 1    |
| 6                  | 409240-2    | Spacer - 3/4 Pipe x 7/16 Lg. ....                | 1    |
| 7                  | 404629-1    | Bearing - Hinge Pin .....                        | 1    |
| 8                  | 408896-1    | Support - Crank .....                            | 2    |
| 9                  | 410111-1    | Crank - Bell .....                               | 1    |
| 10                 | 406363-1    | Spring - Door (Long) .....                       | 1    |
| 11                 | 408895-G1   | Crank Support Assy. ....                         | 1    |
| 12                 | 409240-1    | Spacer - 3/4 x 5/16 Lg. ....                     | 1    |
| 13                 | 404629-1    | Bearing - Hinge Pin .....                        | 1    |
| 14                 | 408896-1    | Support - Crank .....                            | 1    |
| 15                 | 410090-G1   | Radius Bar Assy. ....                            | 1    |
| 16                 | 410089-1    | Arm - Door Control .....                         | 1    |
| 17                 | SC-90-1     | Bolt - Shoulder 1/2-13 x 2 Hex Hd. ....          | 1    |
| 18                 | PC-3-36     | Cotter Pin 3/32 x 1 Lg. ....                     | 1    |
| 19                 | 417860-1    | Bolt - Shoulder 3/8-16 x 3/4 Hex Hd. ....        | 1    |
| 20                 | 417862-1    | Pin - Door Hinge .....                           | 1    |
| 21                 | 410114-1    | Cover - Bottom Terminal .....                    | 1    |
| 22                 | 410113-1    | Cover - Terminals (Top Oven Heat Elements) ..... | 1    |
|                    | 412887-G1   | Door Frame Assy. ....                            | 1    |



PL-40409-1

### BROILER GRID & DRIP SHIELD

| ILLUS.<br>PL-40409 | PART<br>NO. | NAME OF PART                         | AMT. |
|--------------------|-------------|--------------------------------------|------|
| 1                  | 406974-G1   | Grid Assy. ....                      | 1    |
| 2                  | 404647-2    | Handle .....                         | 1    |
| 3                  | 410443-1    | Retainer - Drip Shield .....         | 1    |
| 4                  | SC-120-4    | Mach. Screw 10-24 x 1 Truss Hd. .... | 2    |
| 5                  | 408765-4    | Spacer .....                         | 2    |
| 6                  | NS-47-70    | Lock Nut 10-24 Light Flexloc .....   | 2    |
| 7                  | 404549-3    | Post - Door (R.H.) .....             | 1    |
| 8                  | 404549-4    | Post - Door (L.H.) .....             | 1    |
| 9                  | 407643-1    | Drip Shield .....                    | 1    |
| 10                 | 405655-1    | Ball Bearing (Grid Carriage) .....   | 4    |



PL-40410-1


### CARRIAGE & LIFT UNIT (BROILER)

| ILLUS.<br>PL-40410 | PART<br>NO. | NAME OF PART   | AMT. |
|--------------------|-------------|--|------|
| 1                  | 406966-G1   | Carriage & Lift Mechanism (Incls.items 2 thru 7) ..... | 1    |
| 2                  | 417866      | Spring - Carriage .....                                | 1    |
| 3                  | 405655-1    | Ball Bearing (Grid Carriage) .....                     | 4    |
| 4                  | 407488-1    | Pin - Bearing .....                                    | 2    |
| 5                  | 417869-1    | Spacer .....   | 2    |
| 6                  | WS-3-3      | Washer .....   | 4    |
| 7                  | PC-3-36     | Cotter Pin 3/32 x 1 Lg. ....                           | 2    |
| 8                  | 407619-1    | Ratchet Stop .....                                     | 1    |
| 9                  | 406046-1    | Sleeve - Handle .....                                  | 1    |
| 10                 | 414819-1    | Red Plastic Ball Handle .....                          | 1    |
| 11                 | 406056-2    | Adapter - Ball Handle .....                            | 1    |
| 12                 | 407636-G1   | Push Rod Assy. ....                                    | 1    |
| 13                 | 417810-2    | Spring - Compression .....                             | 1    |
| 14                 | NS-13-22    | Full Nut 3/8-16 Hex .....                              | 2    |
| 15                 | 406990-G1   | Grease Collector .....                                 | 1    |
| 16                 | 407006-1    | Handle - Grease Collector .....                        | 1    |




### ELECTRIC HEAT ELEMENTS (BROILER)

| ILLUS.<br>PL-40411 | PART<br>NO. | NAME OF PART                      | AMT. |
|--------------------|-------------|-----------------------------------|------|
| 1                  | 407012-4    | Electric Heat Element 208 V. .... | 4    |
| 2                  | 407012-5    | Electric Heat Element 240 V. .... | 4    |
| 3                  | 407012-6    | Electric Heat Element 480 V. .... | 4    |
| 4                  | 410465-1    | Retainer - Heating Element .....  | 3    |
| 5                  | 407930-G1   | Heat Shield Assy. ....            | 1    |



**ELECTRIC HEAT ELEMENTS (OVEN)**

| ILLUS.<br>PL-40412 | PART<br>NO. | NAME OF PART   | AMT. |
|--------------------|-------------|--|------|
| 1                  | 420371-G3   | Frame Assy. - Top Elements .....                           | 1    |
| 2                  | 420371-G4   | Frame Assy. - Bottom Elements .....                        | 1    |
| 3                  | 417823-1    | Element Assy. - Outer Top (208 V.) .....                   | 1    |
| 4                  | 417823-2    | Element Assy. - Outer Top (240 V.) .....                   | 1    |
| 5                  | 417823-3    | Element Assy. - Outer Top (480 V.) .....                   | 1    |
| 6                  | 417823-5    | Element - Outer Bottom (208 V.) .....                      | 1    |
| 7                  | 417823-6    | Element - Outer Bottom (240 V.) .....                      | 1    |
| 8                  | 417823-7    | Element - Outer Bottom (480 V.) .....                      | 1    |
| 9                  | 417820-1    | Element Assy. - Inner Top (208 V.) .....                   | 1    |
| 10                 | 417820-2    | Element Assy. - Inner Top (240 V.) .....                   | 1    |
| 11                 | 417820-3    | Element Assy. - Inner Top (480 V.) .....                   | 1    |
| 12                 | 417820-5    | Element - Inner Bottom (208 V.) .....                      | 1    |
| 13                 | 417820-6    | Element - Inner Bottom (240 V.) .....                      | 1    |
| 14                 | 417820-7    | Element - Inner Bottom (480 V.) .....                      | 1    |
| 15                 | 412708-1    | Spacer - Division Side .....                               | 3    |
| 16                 | 412707-2    | Spacer - Oven Side .....                                   | 3    |
| 17                 | 417157-1    | Protector - Thermostat Bulb .....                          | 1    |
|                    | 420358-G1   | Element Assy. - Top 208 V.(Incls.items 1, 3 & 9) .....     | 1    |
|                    | 420358-G2   | Element Assy. - Top 240 V.(Incls.items 1, 4 & 10) .....    | 1    |
|                    | 420358-G3   | Element Assy. - Top 480 V.(Incls.items 1, 5 & 11) .....    | 1    |
|                    | 420358-G4   | Element Assy. - Bottom 208 V.(Incls.items 2, 6 & 12) ..... | 1    |
|                    | 420358-G5   | Element Assy. - Bottom 240 V.(Incls.items 2, 7 & 13) ..... | 1    |
|                    | 420358-G6   | Element Assy. - Bottom 480 V.(Incls.items 2, 8 & 14) ..... | 1    |



PL-40413-1

**MISCELLANEOUS**

| ILLUS.<br>PL-40413 | PART<br>NO. | NAME OF PART                 | AMT. |
|--------------------|-------------|------------------------------|------|
| 1                  | 407213-1    | Flue Riser .....             | 1    |
| 2                  | 407449-1    | Strap - Back Attaching ..... | AR   |
|                    | 409840-6    | Leg (SST) .....              | 4    |
|                    | 410118-1    | Caster W/O Brake .....       | 2    |
|                    | 410118-2    | Caster W/Brake .....         | 2    |