



**T&S BRASS AND BRONZE WORKS, INC.**  
 2 Saddleback Cove / P.O. Box 1088  
 Travelers Rest, SC 29690

Model No.  
**ECW-3172-MB-LMW**

Item No.

Travelers Rest, SC: 800-476-4103 • Simi Valley, CA: 800-423-0150 • Fax: 864-834-3518 • www.tsbrass.com

This Space for Architect/Engineer Approval

Job Name \_\_\_\_\_ Date \_\_\_\_\_

Model Specified \_\_\_\_\_ Quantity \_\_\_\_\_

Customer/Wholesaler \_\_\_\_\_

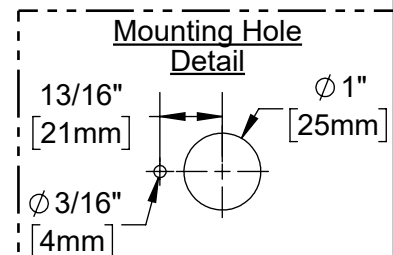
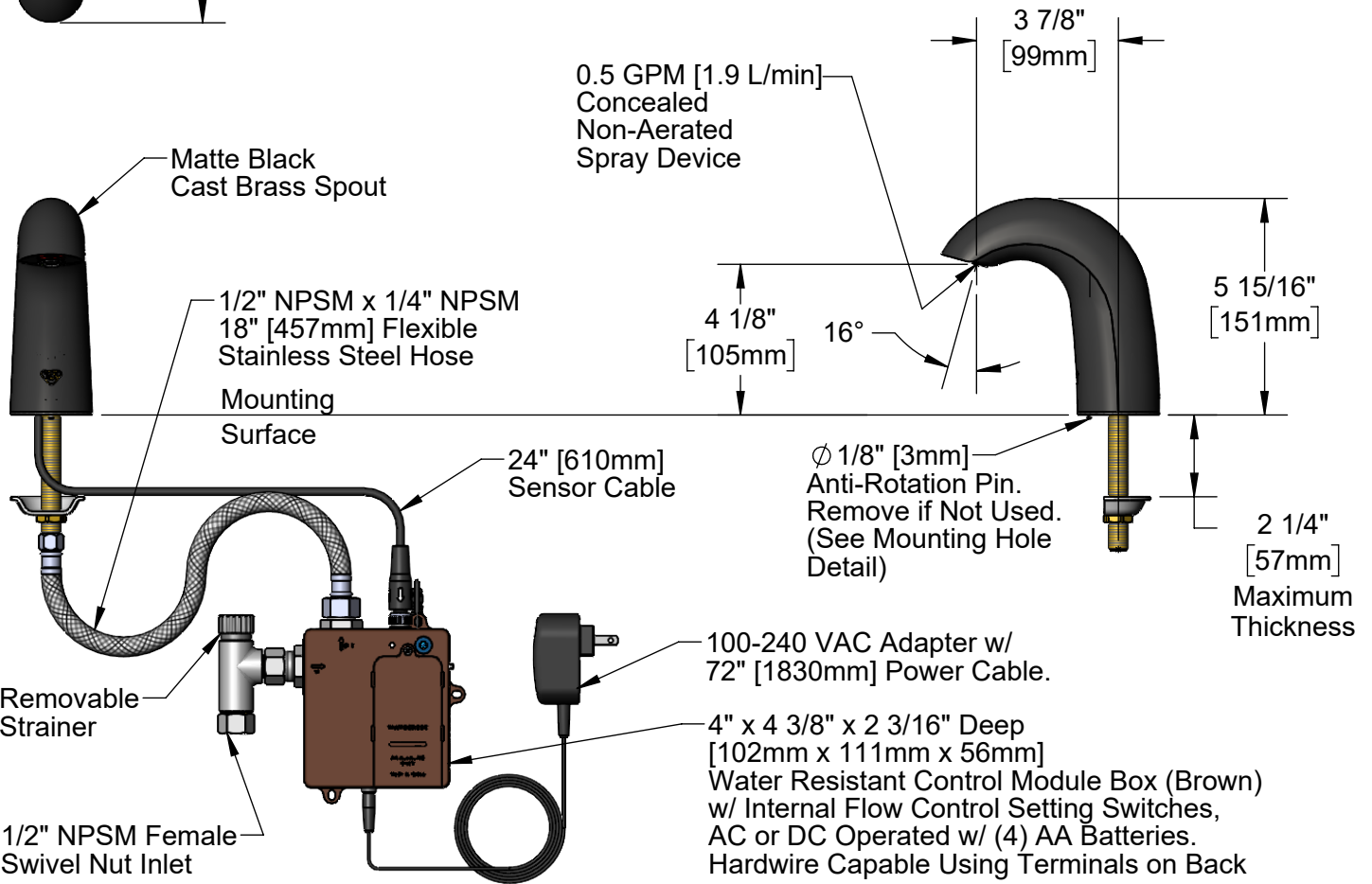
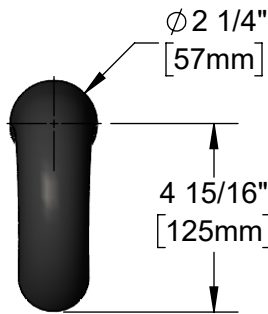
Contractor \_\_\_\_\_

Architect/Engineer \_\_\_\_\_

**WAVECREST™**  
 BY T&S



**ADA Compliant**



**Product Specifications:**  
 Matte Black Brass Electronic Faucet: Single Hole, Deck Mount, Cast Spout w/ 0.5 GPM Concealed Non-Aerated Spray Device, AC/DC Control Module w/ Internal Flow Control Setting Switches, Less Temperature Mixing Valve

**Product Compliance:**  
 ASME A112.18.1 / CSA B125.1  
 NSF 61 - Section 9  
 NSF 372 (Low Lead Content)  
 ANSI A117.1 (ADA)  
 UL 1951



# T&S BRASS AND BRONZE WORKS, INC.

2 Saddleback Cove / P.O. Box 1088  
Travelers Rest, SC 29690

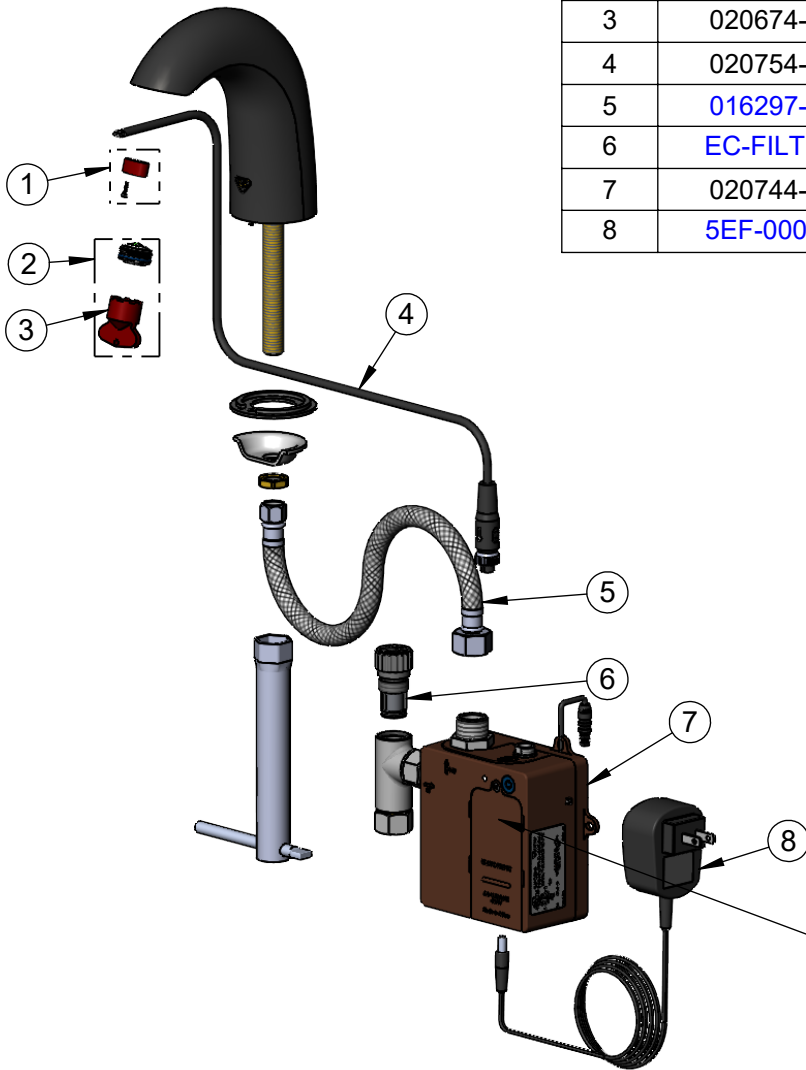
Model No.

**ECW-3172-MB-LMV**

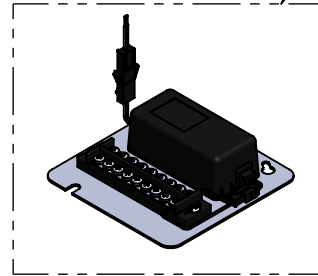
Item No.

Travelers Rest, SC: 800-476-4103 • Simi Valley, CA: 800-423-0150 • Fax: 864-834-3518 • www.tsbrass.com

ITEM NO.	SALES NO.	DESCRIPTION
1	020756-45	Curved Hidden Sensor w/ Screw
2	B-0199-M21-V05	0.5 GPM Concealed Spray Device, M21.5 x 1
3	020674-45	M21.5 x 1 Red Cache Key
4	020754-45	WaveCrest Sensor Cable
5	<a href="#">016297-45</a>	Inlet Hose, Faucet, 1/2" NPSM-F x 1/4" NPSM-F
6	<a href="#">EC-FILTER</a>	Replacement Filter
7	020744-45	WaveCrest Control Module w/ Filter Tee
8	<a href="#">5EF-0002C</a>	AC Adapter - US Plug



A Maximum of (8) ChekPoint Faucets can be Hardwire Connected and Powered by [EC-HARDWIRE](#) ChekPoint Hardwire AC Transformer. (Sold Separately)



Flow Control Switches are Located Behind Battery Compartment Cover.  
\* Switches are Set to DEFAULT Position:  
- Auto Time Out = 15 Seconds  
- Shut Off Delay = 1 Second  
- Auto Flush = OFF  
- Metering Mode = OFF

**\* Available Water Flow Control Selections:**

- Auto Time Out: 15 sec, 30 sec, 45 sec, 60 sec, 3 min, 20 min
- Shut Off Delay: 1 sec, 10 sec, 15 sec, 30 sec
- Auto Flush (30 Seconds After Every 12 Inactive Hours): ON or OFF
- Metering Mode: ON or OFF

**Product Specifications:**

Matte Black Brass Electronic Faucet: Single Hole, Deck Mount, Cast Spout w/ 0.5 GPM Concealed Non-Aerated Spray Device, AC/DC Control Module w/ Internal Flow Control Setting Switches, Less Temperature Mixing Valve

**Product Compliance:**

ASME A112.18.1 / CSA B125.1  
NSF 61 - Section 9  
NSF 372 (Low Lead Content)  
ANSI A117.1 (ADA)  
UL 1951