



# T&S BRASS AND BRONZE WORKS, INC.

2 Saddleback Cove / P.O. Box 1088  
Travelers Rest, SC 29690

Model No.

**EC-3106**

Item No.

Travelers Rest, SC: 800-476-4103 • Simi Valley, CA: 800-423-0150 • Fax: 864-834-3518 • www.tsbrass.com



**ADA Compliant**  
(Automatic Electronic Operation Only)

This Space for Architect/Engineer Approval

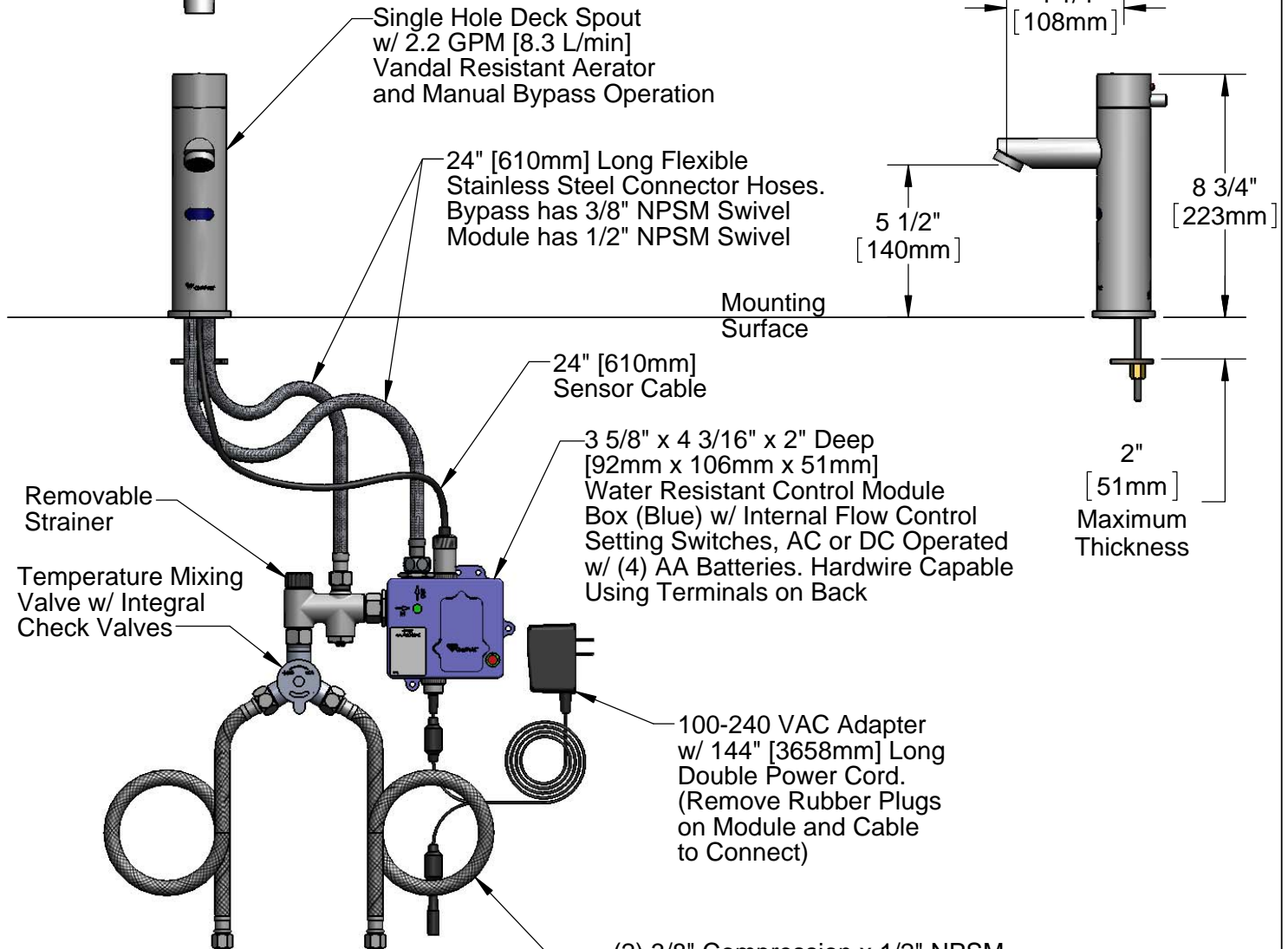
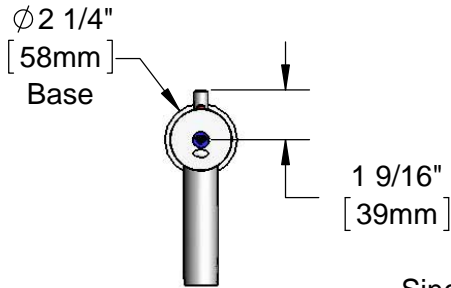
Job Name \_\_\_\_\_ Date \_\_\_\_\_

Model Specified \_\_\_\_\_ Quantity \_\_\_\_\_

Customer/Wholesaler \_\_\_\_\_

Contractor \_\_\_\_\_

Architect/Engineer \_\_\_\_\_



Rough-In Requirement:  
Ø 1 1/4" [32mm] Mounting Hole

**Product Specifications:**

Chrome Plated Brass Electronic Faucet: Single Hole Deck Spout w/ VR Aerator & Manual Bypass, AC/DC Control Module w/ Internal Flow Control Setting Switches, Temperature Control Mixing Valve, 18" Long Supply Stop Flexible Connector Hoses

**Product Compliance:**

ASME A112.18.1 / CSA B125.1  
NSF 61 - Section 9  
NSF 372 (Low Lead Content)  
ANSI A117.1 (ADA)  
UL 1951



# T&S BRASS AND BRONZE WORKS, INC.

2 Saddleback Cove / P.O. Box 1088  
Travelers Rest, SC 29690

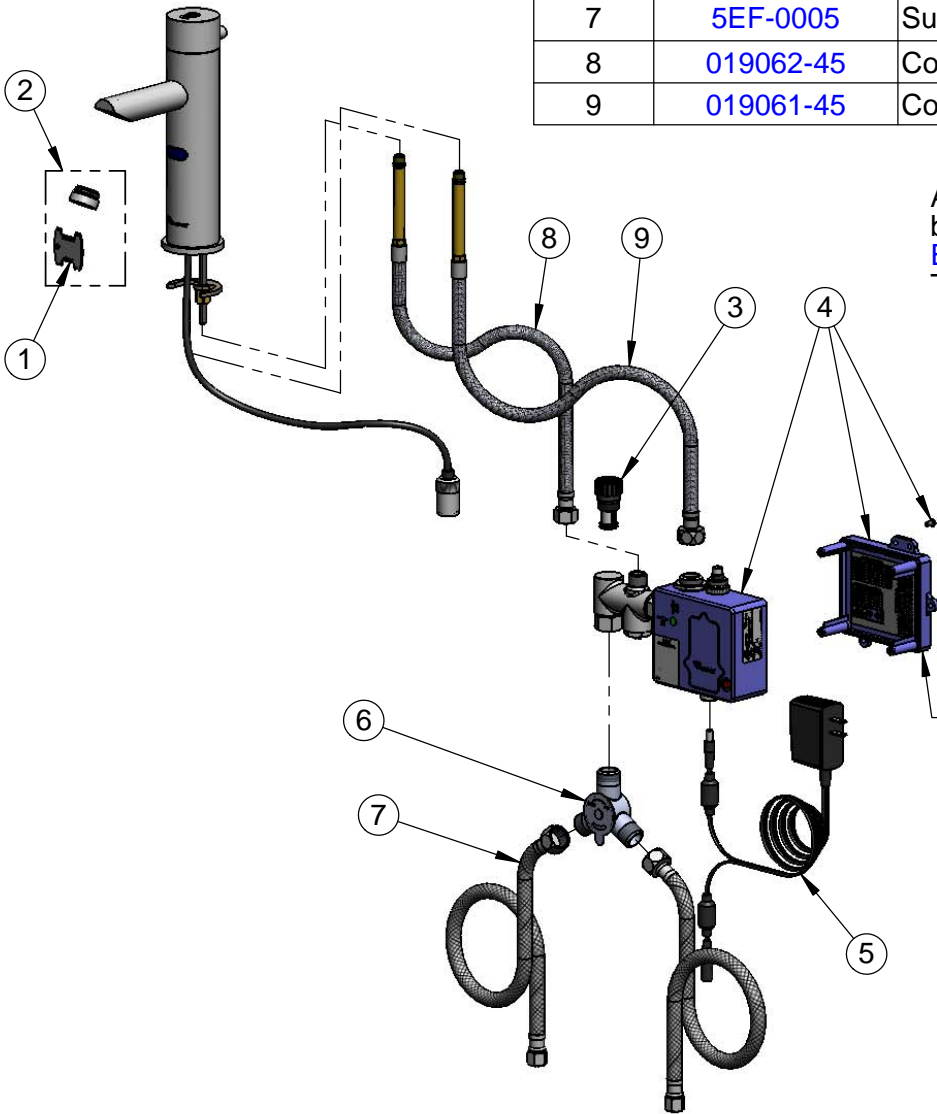
Model No.

**EC-3106**

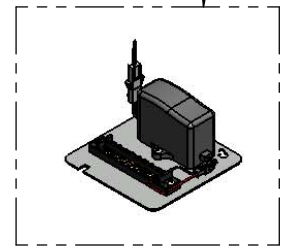
Item No.

Travelers Rest, SC: 800-476-4103 • Simi Valley, CA: 800-423-0150 • Fax: 864-834-3518 • www.tsbrass.com

| ITEM NO. | SALES NUMBER | DESCRIPTION                             |
|----------|--------------|---|
| 1        | 015425-45    | Vandal Resistant Key                    |
| 2        | B-0199-09    | VR 2.2 GPM Aerator w/ Key               |
| 3        | EC-FILTER    | Replacement Filter                      |
| 4        | 017493-45    | ChekPoint Module (Blue) w/ Bypass Tee   |
| 5        | 5EF-0002     | Double Gang, Plug-In A/C Transformer    |
| 6        | 5EF-0006     | Manual Mixing Valve                     |
| 7        | 5EF-0005     | Supply Hose, 9/16-24 Female X 1/2" NPSM |
| 8        | 019062-45    | Connector Hose, M10 Male x 3/8" NPSM    |
| 9        | 019061-45    | Connector Hose, M10 Male x 1/2" NPSM    |



A Maximum of (8) ChekPoint Faucets can be Hardwire Connected and Powered by **EC-HARDWIRE** ChekPoint Hardwire AC Transformer. (Sold Separately)



Label for Flow Control Switch Settings is Located on Inside of Back Cover.

Flow Control Switches are Located Inside Module Housing in Black Box Next to Battery Compartment.

\*Switches are Set to DEFAULT Position:

- Auto Time Out = 15 Seconds
- Shut Off Delay = 1 Second
- Auto Flush = OFF

Remove (4) Screws and Back Cover to Access Switches.

**\*Available Water Flow Control Selections:**

- Auto Time Out: 15 sec, 30 sec, 45 sec, 60 sec, 3 min, 20 min
- Shut Off Delay: 1 sec, 10 sec, 15 sec, 30 sec
- Auto Flush (30 Seconds After Every 12 Inactive Hours): ON or OFF

**Product Specifications:**

Chrome Plated Brass Electronic Faucet: Single Hole Deck Spout w/ VR Aerator & Manual Bypass, AC/DC Control Module w/ Internal Flow Control Setting Switches, Temperature Control Mixing Valve, 18" Long Supply Stop Flexible Connector Hoses

**Product Compliance:**

ASME A112.18.1 / CSA B125.1  
NSF 61 - Section 9  
NSF 372 (Low Lead Content)  
ANSI A117.1 (ADA)  
UL 1951