



T&S BRASS AND BRONZE WORKS, INC.

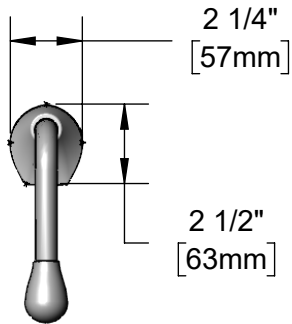
2 Saddleback Cove / P.O. Box 1088
Travelers Rest, SC 29690

Model No.

EC-1210-10

Item No.

Travelers Rest, SC: 800-476-4103 • Simi Valley, CA: 800-423-0150 • Fax: 864-834-3518 • www.tsbrass.com



ADA Compliant

This Space for Architect/Engineer Approval

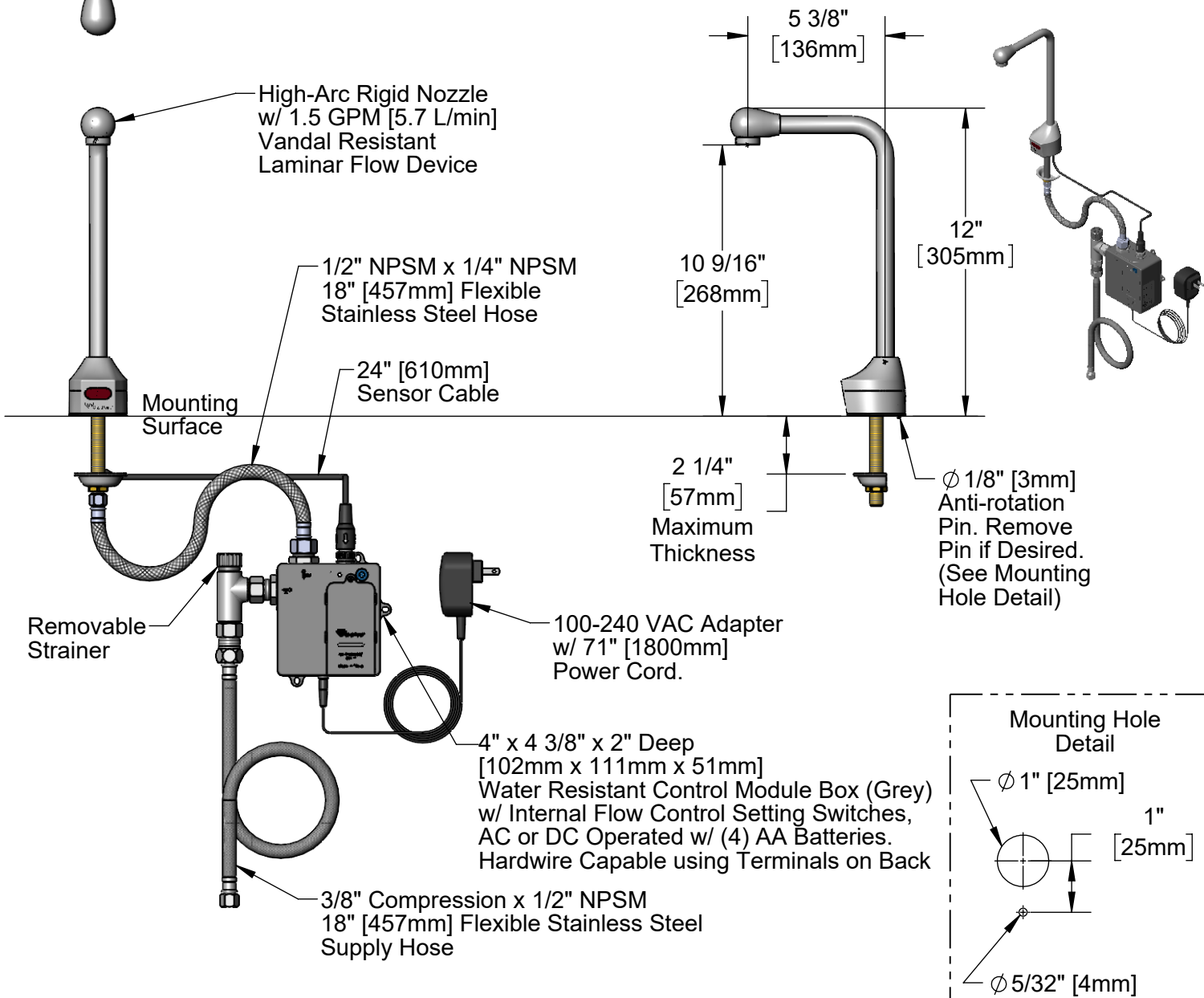
Job Name _____ Date _____

Model Specified _____ Quantity _____

Customer/Wholesaler _____

Contractor _____

Architect/Engineer _____



Product Specifications:
10" High Chrome Plated Brass Electronic Glass/Bottle Filler: Single Hole Deck Mount, High-Arc Rigid Nozzle w/ VR 1.5 GPM Laminar Flow Device, AC/DC Control Module w/ Internal Flow Control Setting Switches, and 18" Flexible Supply Hose

Product Compliance:
ASME A112.18.1 / CSA B125.1
NSF 61 - Section 9
NSF 372 (Low Lead Content)
ANSI A117.1 (ADA)
UL 1951



T&S BRASS AND BRONZE WORKS, INC.

2 Saddleback Cove / P.O. Box 1088
Travelers Rest, SC 29690

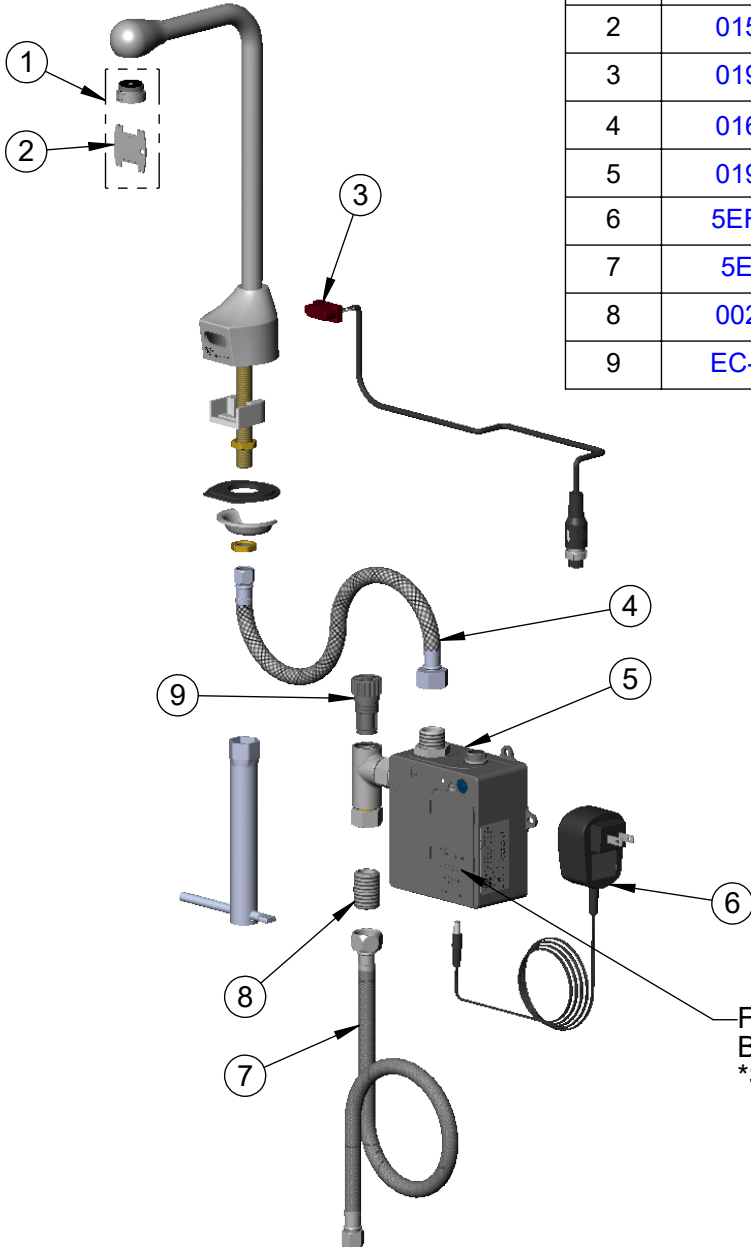
Model No.

EC-1210-10

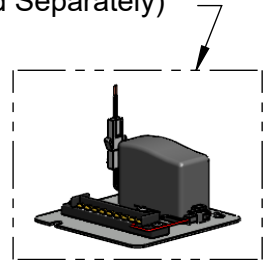
Item No.

Travelers Rest, SC: 800-476-4103 • Simi Valley, CA: 800-423-0150 • Fax: 864-834-3518 • www.tsbrass.com

| ITEM NO. | SALES NO. | DESCRIPTION |
|----------|--------------------------------|---|
| 1 | B-0199-08-LF15 | VR 1.5 GPM Laminar Flow Device, 13/16-27 UN Male w/ Key |
| 2 | 015425-45 | Vandal Resistant Key |
| 3 | 019174-45 | Sensor Cable Assembly |
| 4 | 016297-45 | Inlet Hose, Faucet, 1/2" NPSM-F x 1/4" NPSM-F |
| 5 | 019944-45 | ChekPoint Control Module w/ Filter Tee |
| 6 | 5EF-0002C | AC Adapter - US Plug |
| 7 | 5EF-0005 | Supply Hose, 9/16-24 Female x 1/2" NPSM |
| 8 | 002534-25 | Close Nipple, 1/2" NPT |
| 9 | EC-FILTER | Replacement Filter |



A Maximum of (8) ChekPoint Faucets can be Hardwire Connected and Powered by [EC-HARDWIRE](#) ChekPoint Hardwire AC Transformer. (Sold Separately)



Flow Control Switches are Located Behind Battery Compartment Cover
*Switches are Set to DEFAULT Position:
- Auto Time Out = 15 Seconds
- Shut Off Delay = 1 Second
- Auto Flush = OFF
- Metering Mode = OFF

***Available Water Flow Control Selections:**

- Auto Time Out: 15 sec, 30 sec, 45 sec, 60 sec, 3 min, 20 min
- Shut Off Delay: 1 sec, 10 sec, 15 sec, 30 sec
- Auto Flush (30 Seconds After Every 12 Inactive Hours): ON or OFF
- Metering Mode: ON or OFF

Product Specifications:

10" High Chrome Plated Brass Electronic Glass/Bottle Filler: Single Hole Deck Mount, High-Arc Rigid Nozzle w/ VR 1.5 GPM Laminar Flow Device, AC/DC Control Module w/ Internal Flow Control Setting Switches, and 18" Flexible Supply Hose

Product Compliance:

ASME A112.18.1 / CSA B125.1
NSF 61 - Section 9
NSF 372 (Low Lead Content)
ANSI A117.1 (ADA)
UL 1951