



# T&S BRASS AND BRONZE WORKS, INC.

2 Saddleback Cove / P.O. Box 1088  
Travelers Rest, SC 29690

Model No.

**B-1115-CR**

Item No.

Travelers Rest, SC: 800-476-4103 • Simi Valley, CA: 800-423-0150 • Fax: 864-834-3518 • www.tsbrass.com



**ADA Compliant**

This Space for Architect/Engineer Approval

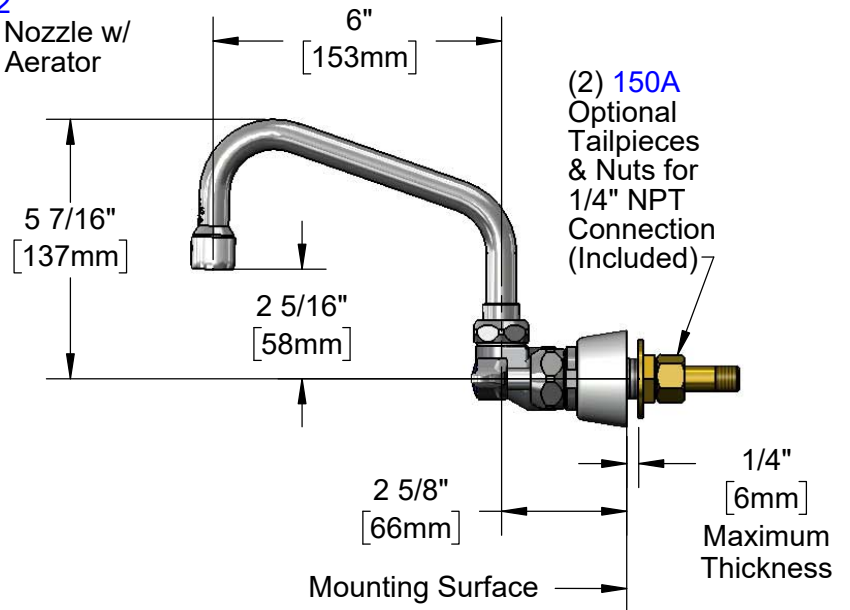
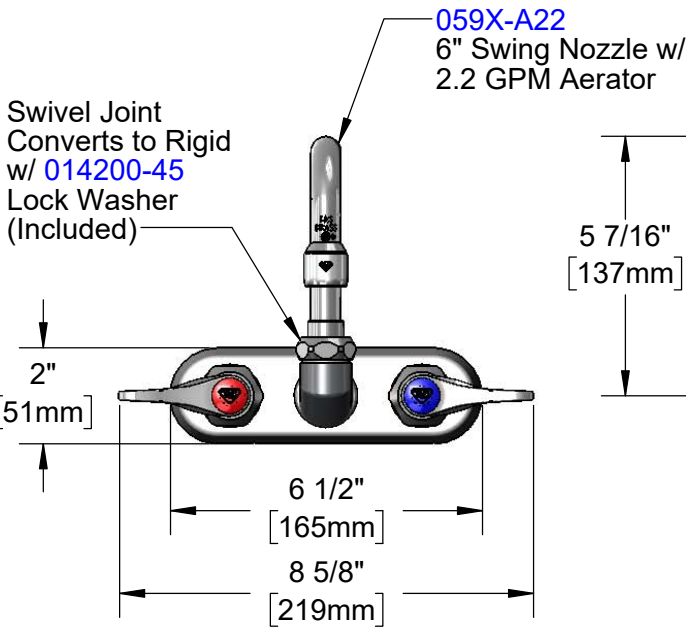
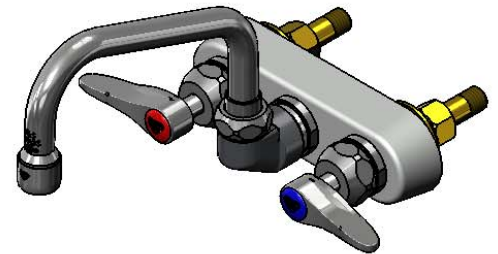
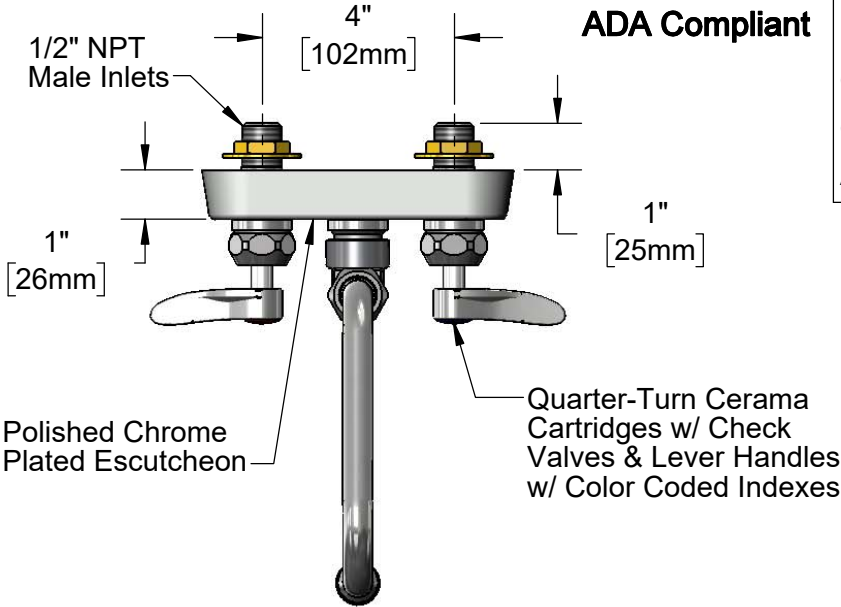
Job Name \_\_\_\_\_ Date \_\_\_\_\_

Model Specified \_\_\_\_\_ Quantity \_\_\_\_\_

Customer/Wholesaler \_\_\_\_\_

Contractor \_\_\_\_\_

Architect/Engineer \_\_\_\_\_



**Rough-In Requirement:**  
(2)  $\varnothing$  1" [25mm] Mounting Holes

**Product Specifications:**  
4" Wall Mount Workboard Faucet, Quarter-Turn Cerama Cartridges w/ Check Valves, Lever Handles, 6" Swing Nozzle, 2.2 GPM Aerator & 1/2" NPT Male Inlets

**Product Compliance:**  
ASME A112.18.1 / CSA B125.1  
NSF 61 - Section 9  
NSF 372 (Low Lead Content)  
ANSI A117.1 (ADA)



# T&S BRASS AND BRONZE WORKS, INC.

2 Saddleback Cove / P.O. Box 1088  
Travelers Rest, SC 29690

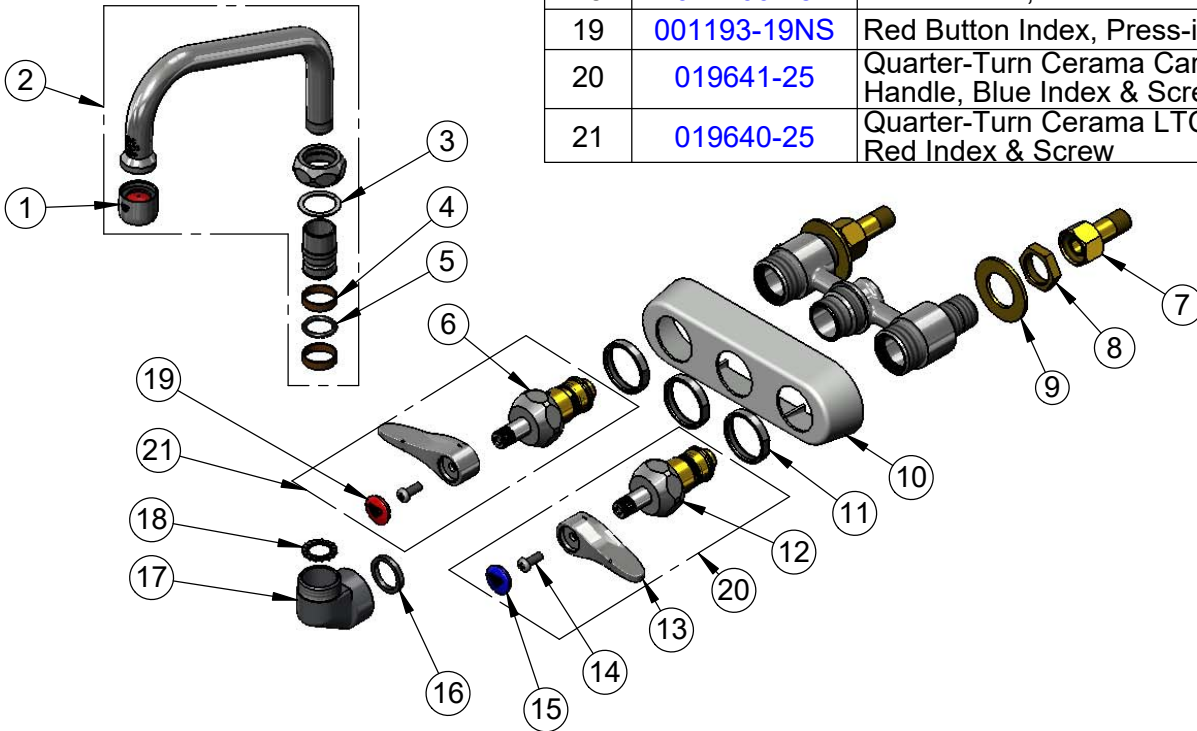
Model No.

**B-1115-CR**

Item No.

Travelers Rest, SC: 800-476-4103 • Simi Valley, CA: 800-423-0150 • Fax: 864-834-3518 • www.tsbrass.com

ITEM NO.	SALES NO.	DESCRIPTION
1	B-0199-01	2.2 GPM Aerator, 55/64"-27 UN Female
2	059X-A22	6" Swing Nozzle w/ 2.2 GPM Aerator
3	009538-45	Swivel Washer
4	011429-45	Swivel Sleeves (2)
5	001074-45	O-Ring
6	012395-25NS	Quarter-Turn Cerama Cartridge w/ Check Valve, LTC
7	150A	1/4" NPT Tailpiece & Nut
8	002954-45	Shank Lock Nut
9	000999-45	Brass Lock Washer
10	019374-40	B-1110 Eterna Workboard Escutcheon
11	019376-40	Escutcheon Lock Nut
12	012394-25NS	Quarter-Turn Cerama Cartridge w/ Check Valve, RTC
13	001638-45NS	Lever Handle (New Style)
14	000925-45	Lab Handle Screw
15	018506-19NS	Blue Button Index, Press-in
16	001040-45	Washer, 3/4 ID x 15/16 OD x 1/8 thick
17	000082-40	B-1100 Knob
18	014200-45	Star Washer, Anti-Rotation
19	001193-19NS	Red Button Index, Press-in
20	019641-25	Quarter-Turn Cerama Cartridge RTC w/ CV, Handle, Blue Index & Screw
21	019640-25	Quarter-Turn Cerama LTC w/ CV, Handle, Red Index & Screw



**Product Specifications:**

4" Wall Mount Workboard Faucet, Quarter-Turn Cerama Cartridges w/ Check Valves, Lever Handles, 6" Swing Nozzle, 2.2 GPM Aerator & 1/2" NPT Male Inlets

**Product Compliance:**

ASME A112.18.1 / CSA B125.1  
NSF 61 - Section 9  
NSF 372 (Low Lead Content)  
ANSI A117.1 (ADA)