



T&S BRASS AND BRONZE WORKS, INC.

2 Saddleback Cove / P.O. Box 1088
Travelers Rest, SC 29690

Model No.

B-1025-ST

Item No.

Travelers Rest, SC: 800-476-4103 • Simi Valley, CA: 800-423-0150 • Fax: 864-834-3518 • www.tsbrass.com



ADA Compliant

This Space for Architect/Engineer Approval

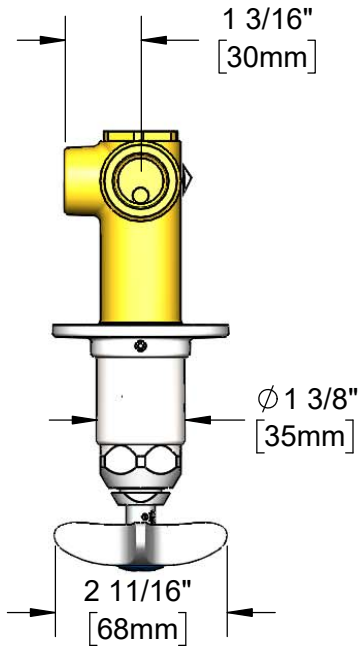
Job Name _____ Date _____

Model Specified _____ Quantity _____

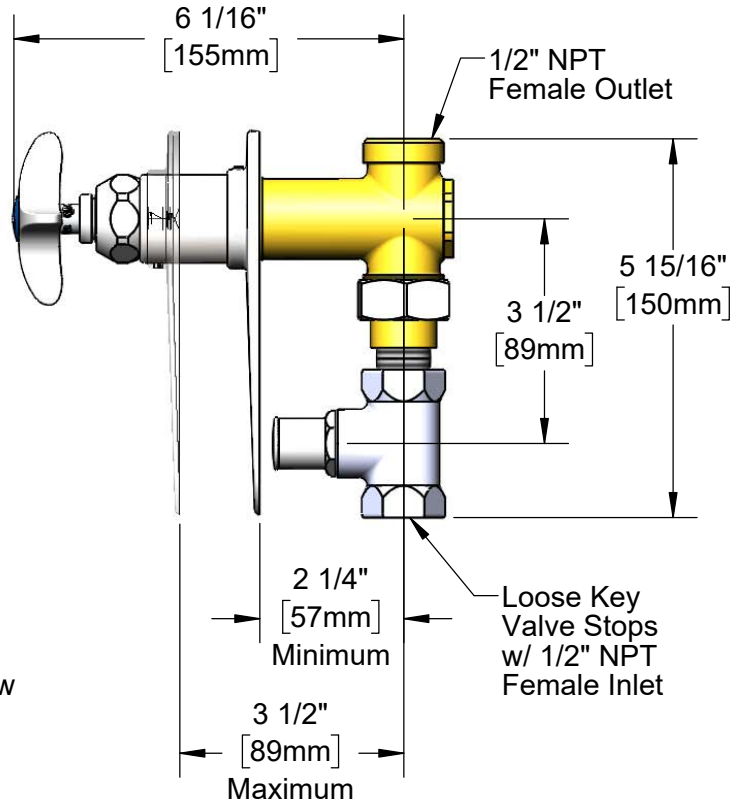
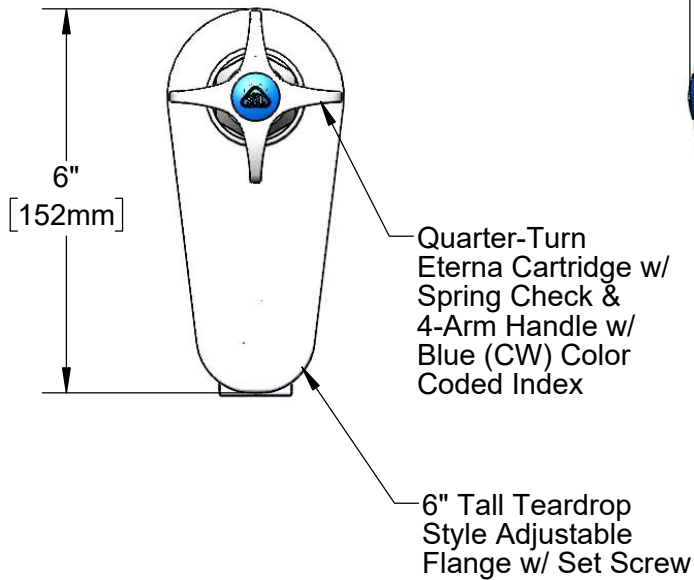
Customer/Wholesaler _____

Contractor _____

Architect/Engineer _____



Loose Key
Tee Handle
(Operates Stop
From Behind
Wall Flange)
Mounting Screw
Included



Rough-In Requirement:
Ø 1 1/2" [38mm] Mounting Hole

Product Specifications:

Concealed Straight Single Valve, Quarter-Turn Eterna Cartridge w/ Spring Check, 4-Arm Handle w/ Blue (CW) Color Coded Index, Loose Key Stop w/ Tee Handle, 6" Tall Tear Drop Wall Flange & 1/2" NPT Inlet & Outlet

Product Compliance:

ASME A112.18.1 / CSA B125.1
NSF 61 - Section 9
NSF 372 (Low Lead Content)
ANSI A117.1 (ADA)



T&S BRASS AND BRONZE WORKS, INC.

2 Saddleback Cove / P.O. Box 1088
Travelers Rest, SC 29690

Model No.

B-1025-ST

Item No.

Travelers Rest, SC: 800-476-4103 • Simi Valley, CA: 800-423-0150 • Fax: 864-834-3518 • www.tsbrass.com

ITEM NO.	SALES NO.	DESCRIPTION
1	018506-19NS	Blue Button Index, Press-in
2	000925-45	Lab Handle Screw
3	002521-45NS	4-Arm Handle (New Style)
4	012443-40NS	Quarter-Turn Eterna Cartridge w/ Spring Check, RTC
5	002820-40	Tear Drop Escutcheon
6	151F	Escutcheon Tube
7	001702-45	O-Ring
8	001062-45	O-Ring
9	001019-45	Coupling Nut Washer
10	153F	Union Half, 1/2 NPT w/ Washer
11	000721-25	Flange Coupling Nut
12	002534-25	Close Nipple, 1/2" NPT
13	000763-20	Seat
14	002432-45	Screw, Tee Handle
15	001802-45	Handle, Supply Stop "T"
16	001605-45	Cap
17	166A	Service Stop Spindle w/ Cap, Handle & Screw
18	000939-45	Escutcheon, Set Screw

Product Specifications:
 Concealed Straight Single Valve, Quarter-Turn Eterna Cartridge w/ Spring Check, 4-Arm Handle w/ Blue (CW) Color Coded Index, Loose Key Stop w/ Tee Handle, 6" Tall Tear Drop Wall Flange & 1/2" NPT Inlet & Outlet

Product Compliance:
 ASME A112.18.1 / CSA B125.1
 NSF 61 - Section 9
 NSF 372 (Low Lead Content)
 ANSI A117.1 (ADA)