


Technical Manual & Replacement Parts List

Freezer



**MODELS: SKEF27-SD
SKEF27-GD**

1600 Xenium Lane North, Minneapolis, MN 55441-3787
Phone (763) 923-2441

SILVER KING®

FORM NO. 45577 REV C 06/2019

Specifications Subject to Change Without Notice.



TECHNICAL MANUAL SILVER KING FRONT BREATHING FREEZER MODELS SKFF27-SD, SKFF27-GD

Thank you for purchasing Silver King food service equipment. Our goal is to provide our customers with the most reliable equipment in the industry today. Please read this manual and the accompanying warranty information before operating your new Silver King unit.

INSPECT FOR DAMAGE AND UNCRATE

Upon delivery of your new Silver King unit, uncrate at once to examine and test for possible damage following the instructions printed on the exterior of the container. Report any damages to the carrier responsible for transportation and promptly present a claim for any evidence of mishandling. Save all packaging materials if a claim must be filed.

PRECAUTIONS BEFORE USING THIS PRODUCT

- This appliance is not intended for use by persons (including children) with reduced physical, sensory or mental capabilities, or lack of experience and knowledge, unless they have been given supervision or instruction concerning use of the appliance by a person responsible for their safety.

- Use caution when cleaning the condenser, the fins are very sharp.

- For units with a dual hertz rating, no adjustments are required for normal operation.

- If the supply cord is damaged, it must be replaced by the manufacturer, its service agent or similarly qualified persons in order to avoid a hazard.

- This refrigeration unit is not intended to be used at altitudes higher than 2000 meters.

- Do not store explosive substances such as aerosol cans with a flammable propellant in this appliance.

- Do not exceed the maximum load capacity of 50 pounds per shelf.

- Use caution when moving, installing, maintaining and using this refrigeration device to avoid either damaging the refrigerant tubing or increasing the risk of a leak.

- All component parts must be replaced with like components and all servicing must be done by factory authorized service personnel, so as to minimize the risk of possible ignition due to incorrect parts or improper service.

FOR HYDROCARBON UNITS ONLY (R290)

Danger – Risk of fire or explosion. Flammable refrigerant used. To be repaired only by trained service personnel. Do not puncture refrigeration tubing.

Danger – Risk of fire or explosion. Flammable refrigerant used. Do not use mechanical devices to defrost refrigerator/freezer. Do not puncture refrigeration tubing.

Caution – Risk of fire or explosion. Flammable refrigerant used. Consult repair manual/owner's guide before attempting to service this product. All safety precautions must be followed.

Caution – Risk of fire or explosion. To be repaired only by trained service personnel. Use only Silver King approved replacement parts. Flammable refrigerant used.

Caution – Risk of fire or explosion. Dispose of properly in accordance with federal or local regulations. Flammable refrigerant used.

INSTALLATION

The stainless steel exterior of the cabinet has been protected by a plastic covering during manufacturing and shipping. This covering can be readily stripped before installation. After removing this covering, wash the interior and exterior surfaces using a warm, mild soapy water solution and a sponge or soft cloth. Rinse afterward with clean water and wipe dry. Do not use chlorinated cleaners.

Location:

When locating your new Silver King unit, convenience and accessibility are important considerations, but the following installation guidelines must be observed:

- Always avoid locating the unit adjacent to an oven, heating element or hot air source which could adversely affect the performance of the unit.

- The unit must be level.

- For proper ventilation, the bottom front of the unit must not be obstructed.

Legs/Casters:

Models without a base come with Legs or Casters. To install them, tilt the unit and thread the Legs or Casters into the four Rivnuts in the bottom of the cabinet. Make sure that they are installed tightly to prevent future thread wear.

Shelves:

Inside the unit you will find Shelves and a plastic bag containing Shelf Supports. This shelf system allows for easy adjustment to suit your needs.

Door Adjustment and Swing:

Should the door ever require straightening, loosen the screws on the hinges, square the door with the cabinet and retighten the screws.

The mounting of the door is easily reversible on single door units should space or convenience require that you do so. Simply remove the screws holding the hinges, rotate the door 180 degrees and relocate the hinges on the side opposite their original location.

Electrical Connections

Be sure to check the data plate, located on the liner of the cabinet, for required voltage prior to connecting the unit to power. The specifications on the data plate supersede any future discussion.

Your Silver King refrigerator is equipped with an eight (8) foot power cord. Any attempt to modify the plug will void the warranty, terminate the manufacturer's responsibility, and could result in serious injury.

If the supply cord is damaged, it must be replaced by the manufacturer, its service agent or similarly qualified persons in order to avoid a hazard.

The circuit must be protected with a 15 or 20 ampere fuse or breaker. The unit must be isolated on a circuit and not plugged into an extension cord.

Climate Class Rating

Your Silver Freezer has a climate class 4 rating. It is designed for use in areas not exceeding 30°C (86°F).



WARNING: This product can expose you to chemicals including lead, which are known to the State of California to cause cancer, birth defects, or other reproductive harm.

OPERATION

Initial Start Up:

After satisfying the installation requirements, the unit is ready to start. The unit will start when the power cord is connected to the required power source. If the compressor does not start when the unit is initially plugged in, check to make sure that the temperature control is not in the 'off' position. Allow the unit to run a minimum of two hours before loading it with product. When loading the unit with product, take care not to block the air flow at the back of the cabinet as this would affect the performance of the cabinet.

Temperature Control

The Temperature Control is located on the back of the cabinet and is factory set to maintain an average cabinet temperature of approximately 0 Deg F. To obtain colder temperatures, press and hold the set button until the set point value flashes. Use the up or down arrow buttons to change the value and then press the set button again. Allow the unit a minimum of one hour to respond to a control setting adjustment.

Defrost:

Your Silver King unit is an automatic defrost unit. No additional plumbing is required. Automatic defrosting is accomplished by a defrost heater and timer. Defrost water is collected in a pan located in the compressor compartment where it is evaporated into the room air. It is important that the unit be level so the condensate can drain properly.

MAINTENANCE

Preventative maintenance is minimal although these few steps are very important to continued operation and maximizing the life of the appliance.

Cabinet Surfaces:

The cabinet interior is aluminum and the exterior is stainless steel. These surfaces should be cleaned periodically with a solution of warm water and mild soap. After cleaning the surfaces, they should be rinsed with clean water and wiped dry with a soft cloth. Stainless steel cleaners can be used on the exterior. Should a surface become stained, do not attempt to clean with an abrasive cleaner or scouring pad. Use a soft cleanser and rub with the grain of the metal to avoid scratching the surface. Always rinse well and dry after cleaning. Do not use chlorinated cleaners.

Condenser

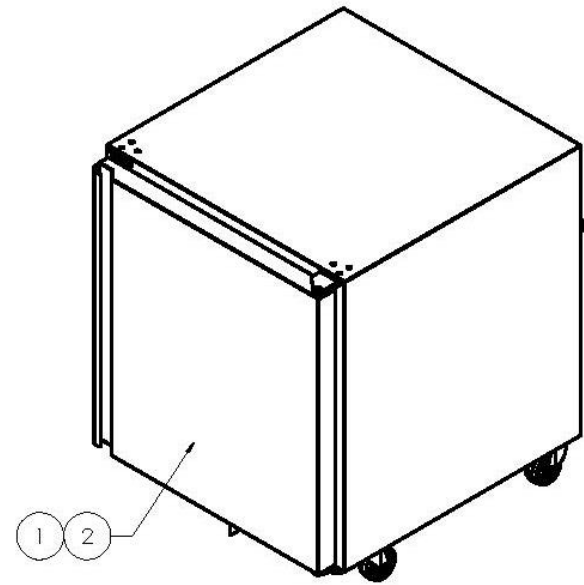
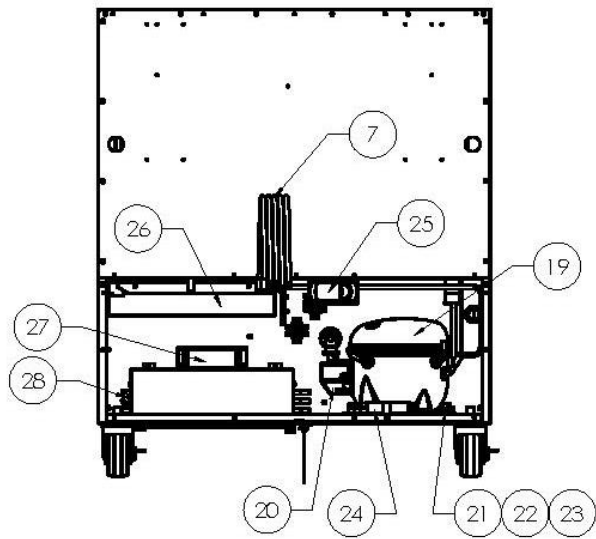
Periodically, accumulated dust must be removed from the condenser. First, disconnect the unit from the power supply. To clear the dust, vacuum or brush the condenser at the bottom rear of the cabinet. This will need to be done regularly to maintain the compressor warranty!

WARNING: The condenser fins are very sharp, use caution when cleaning the condenser.

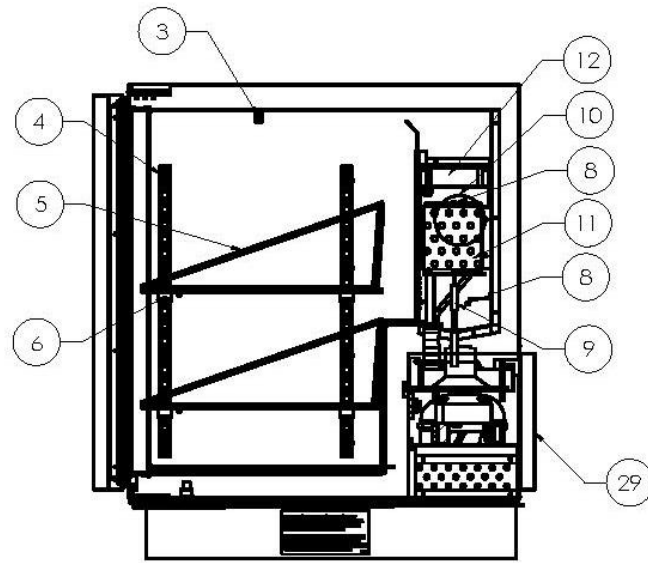
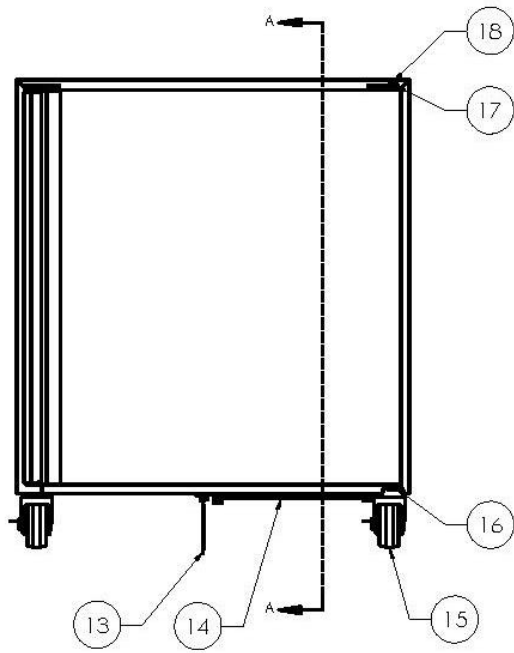
Door Gasket

The Door Gasket will collect dirt and should be wiped clean with a warm, mild soapy water solution to extend its life and assure maximum cabinet performance and life.

MODEL _____ SERIAL NO. _____ DATE INSTALLED _____



4



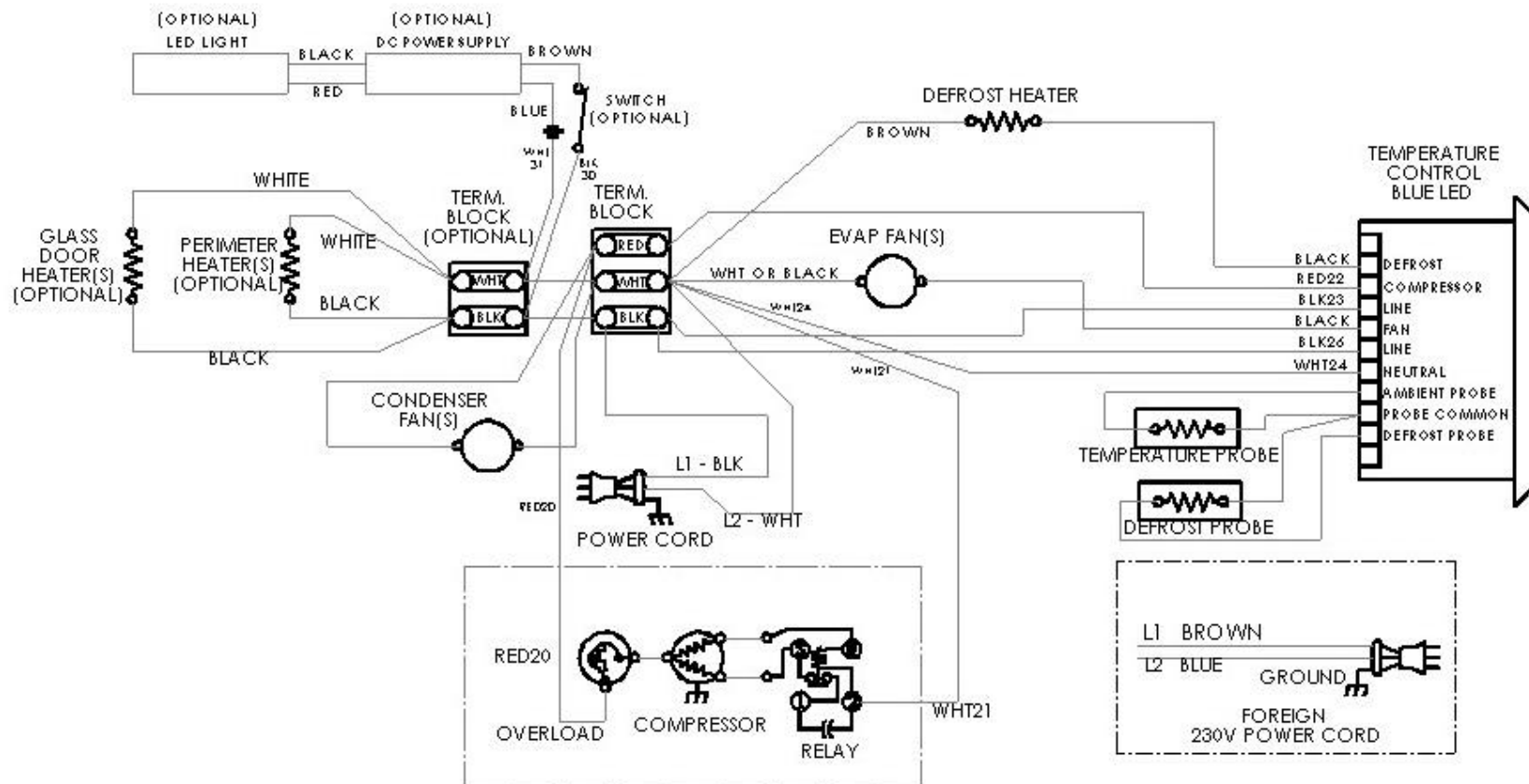
SECTION A A

REPLACEMENT PARTS LIST – SKEF27-SD, SKEF27-GD

ITEM NO.	PART DESCRIPTION	PART NO.
1	DOOR ASSEMBLY (STANDARD)	38361
	GLASS DOOR 115V (OPTIONAL)	44122
2	DOOR GASKET KIT	10310-75
	DOOR GASKET GLASS DOOR	44121
3	TEMPERATURE INDICATOR	22409
4	PILASTER 20"	24600
5	SHELF	35835
6	SHELF SUPPORT	99530
7	POWER CORD 115V	32199
8	DEFROST PROBE EVAPORATOR	38822
	TEMPERATURE PROBE	
9	DEFROST HEATER EVAPORATOR	38345
10	CAPILLARY TUBE EVAPORATOR	45572
11	EVAPORATOR COIL	38337
12	EVAPORATOR FAN MOTOR 115V/230V	39577
13	AIR CURTAIN	38353
14	FILTER CONDENSER (OPTIONAL)	31221
15	CASTER KIT 1 5/8"	10314-01
	CASTER KIT 2"	10314-100
	CASTER KIT 3"	10314-63
16	HINGE BOTTOM (STANDARD DOOR)	24549
	HINGE BOTTOM GLASS DOOR	25592
17	HINGE TOP (STANDARD DOOR)	27181
	HINGE TOP GLASS DOOR	25702
18	PIN TOP HINGE (STANDARD DOOR)	22415
19	KIT COMPRESSOR W/ ELECTRICALS 115V/60HZ	11700-2
20	ELECTRICAL KIT 115V (RELAY, OVERLOAD, CAPACITOR)	11701-2
21	GROMMET COMPRESSOR MOUNT	20481
22	WASHER COMPRESSOR MOUNT	22401
23	HAIRPIN CLIP	98106
24	DRIER	22677
25	ELECTRONIC TEMPERATURE CONTROL 115V	45768
26	CONDENSATE PAN ASSEMBLY	38379
27	CONDENSER FAN MOTOR 115V/230V	39577
28	CONDENSER COIL	39259
29	REAR PANEL	39374
30	KIT 4" STANDOFF BRACKETS (NOT SHOWN)	10327-89
31	TONG HOLDER (OPTIONAL) (NOT SHOWN)	34997

FORM 45576

WHEN ORDERING REPLACEMENT PARTS, PLEASE PROVIDE MODEL AND SERIAL NUMBERS.



WIRING DIAGRAM
39767 REV B

TERMS AND CONDITIONS

LIMITED WARRANTY

Silver King warrants to the original purchaser of Silver King refrigerated Equipment (as defined below), that the Equipment shall be free from defects in material and workmanship under normal use and service as outlined in the Technical Manual. This limited warranty shall apply for a period of time not to exceed the earlier of the following: one (1) year from the date of original purchase of the Equipment or 18 months from date of production of the Equipment. Equipment includes General Market Refrigeration units and excludes all Dispensing and Custom Holding Refrigeration or extended agreements whose written terms are conditional at time of sale or contract. All warranties are subject to specific limitations outlined below.

This limited Equipment warranty does not apply to:

- Repair or replacement required as a result of carelessness or neglect.
- Improper installation, incorrect voltage supply, modifying, tampering with or altering components and/or Equipment.
- Failure to perform proper maintenance. Equipment damaged in transit, by fire, flood or an act of God is not covered.
- Unit is compromised by adding excess weight or adhering non-approved components to the frame.
- Combining the equipment with hardware, fixtures, accessories or other equipment not provided by Silver King.
- Misuse of the Equipment or use of the Equipment not in accordance with the Technical Manual.
- Warranty excludes consumables or replacement components such as shelving, trays, gaskets, etc.
- Warranty excludes interior liner or exterior shell.

The limited Equipment warranty does not include freight, handling, installation, labor (following the one (1) year labor warranty period) or other incidental or consequential costs including product and/or economic loss. This limited Equipment warranty is in lieu of all other warranties, express or implied, are hereby disclaimed and excluded including those of merchantability, and fitness for a particular purpose. This limited Equipment warranty is non-transferable. Specific provisions of this limited Equipment warranty are as follows:

90 DAY REPLACEMENT PARTS WARRANTY

Silver King warrants to the original Equipment purchaser that a replacement OEM part thereof will be free of defects in material and workmanship, under normal use and service, for a period of 90 days from the date of original purchase of such replacement OEM part subject to all terms and conditions herein.

Three (3) Year Drawer Slide Warranty

Silver King warrants to the original Equipment purchaser for a period of time not to exceed the earlier of the following: three (3) years from the date of original purchase of the Equipment or three (3) years and six (6) months from the date of shipment from the factory of the equipment, that it will replace the drawer slides with one of similar design and capacity, exclusive of delivery and installation charges, if it is found in Silver King's review to be inefficient or inoperative due to defects in material or factory workmanship.

FIVE (5) YEAR COMPRESSOR WARRANTY

Silver King warrants to the original Equipment purchaser for a period of time not to exceed the following: five (5) years from the date of original purchase of the Equipment or five (5) years and six (6) months from the date of shipment from the factory of the Equipment, that it will replace the compressor with one of similar design and capacity, exclusive of delivery and installation charges, if it is found subject to Silver King's review to be inefficient or inoperative due to defects in material or factory workmanship. It is the original purchaser's responsibility to return the serial plate of the defective compressor, or at Silver King's option the complete compressor, to the factory. Failure to do so will void this limited compressor warranty. This limited compressor warranty shall be limited to parts only after the LIMITED WARRANTY period applicable to the Equipment has expired.

This limited Equipment warranty is limited to repairing or replacing any parts that, at Silver King's discretion, are deemed to be defective within the time period covered by this warranty. The 90 day parts warranty covers standard

freight and handling charges. Special handling charges or expedited means for transport are excluded from reimbursement. Use of non-OEM parts may, at Silver King's discretion, void this warranty. If approved, warranty credit for non-OEM parts will be issued at the OEM cost. Replacement parts sold separately are warranted for 90-days from date of purchase.

ADDITIONAL WARRANTY GUIDELINES:

A factory issued Service Authorization Number must be obtained prior to work being performed under the one (1) year labor warranty. Contact your supplier or Silver King. Claims submitted without a Service Authorization Number will be paid at Silver King's discretion. The labor warranty includes standard straight time labor charges in accordance with Silver King's Labor Warranty Guidelines and reasonable travel time, as determined as determined in the Silver King time – rate guide.

Silver King, at its discretion, may request photos during or prior to service being dispatched to validate a technical issue. Failure to comply with the request may result in the cost of service being the responsibility of the service requestor or site.

The limited labor warranty does not cover original installation, startup, normal adjustments or maintenance. Normal adjustments and maintenance include, but are not limited to; temperature control adjustments, temperature indicator calibrations, coil and filter cleaning, or condensate drain cleaning.

A second service call for a related failure is not covered.

Use of refrigerants other than specified on the Equipment serial plate voids the warranty. All claims must include; model and serial number of equipment, date of purchase, date of failure, and a copy of the service invoice detailing the defect and service performed. No claim will be processed without this information. All claims must be filed within 30 days from date of service.

PRODUCT ORDERING INFORMATION

Call us toll free at 1-800-328-3329 or 1-763-923-2441 Fax us at 1-763-553-1209

Visit www.silverking.com for stocking distributor, equipment specs and current price list for your area.

SERVICE / PARTS ORDERING INFORMATION

Call us toll free at 1-800-328-3329, prompt 1 or 2

TERMS AND CONDITIONS

- This price list and conditions are effective January 1, 2019 and supersedes all previous pricelists.
- LIMITED WARRANTY period may vary from customer to customer and is contract specific.
- All prices reflect payment in U.S. Dollars.
- Prices do not include any freight, duty, or taxes.
- Pricing subject to change without notice.
- No returns are accepted without prior written approval from the factory. An RMA (Returned Merchandise Authorization) form must be completed and then approved by Silver King. Please contact Silver King for details. Restocking fee will apply.
- All electrical equipment is single phase.
- Prices, designs, and specifications are subject to change without notice.
- Payments via credit card are subject to a 3% surcharge.
Silver King
1600 Xenium Lane, Plymouth, MN 55441-3706
www.silverking.com • 1-800-328-3329

© Silver King 2019 Prices Subject To Change

