

**MODEL: PROVEYOR**  
 314HX, 318HX, 418HX





## 314HX Series Holman Conveyor Oven

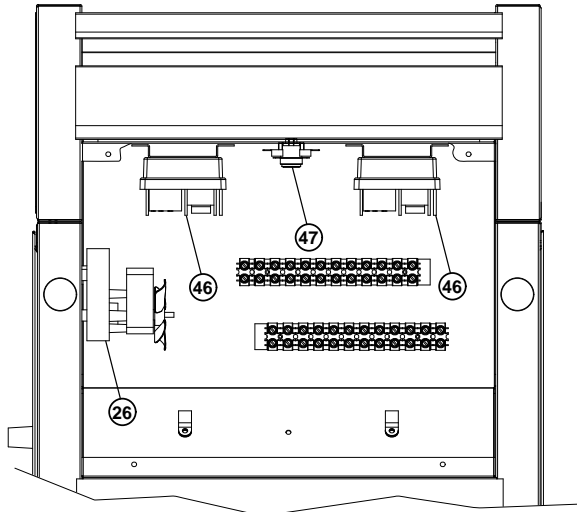
Fig No	Part No	Qty	Description	App.
1	<a href="#">GD-401227</a>	2	TRAY, CRUMB	
2	<a href="#">2A-200672</a>	4	COLLAR, SHAFT	
3	<a href="#">GD-100707</a>	1	RACK, BELT SUPPORT SYSTEM	
4	<a href="#">GD-100403</a>	1	TRAY, LOAD-UP	
5	<a href="#">GD-160008</a>	1	CONVEYOR BELT (14" X 75")	
6	<a href="#">2B-200626</a>	3	LINK, MASTER, CONVEYOR BELT	
7	<a href="#">GD-401168</a>	1	COVER, TOP	
8	<a href="#">2A-200284</a>	3	E-CLIP	
9	<a href="#">2C-200149</a>	3	WASHER	
10	<a href="#">GB-112262</a>	4	BUSHING 3/8"	
11	<a href="#">GD-101253</a>	1	SHAFT, IDLER (3/8")	
12	<a href="#">2E-200574</a>	1	SWITCH, FAN MOTOR	
13	<a href="#">HG-402144</a>	1	FAN SWITCH BRACKET	
14	<a href="#">GD-401238</a>	1	RETAINER, HEATER TUBE RIGHT	
15	<a href="#">2J-200568</a>	2	PROBE, HEAT (Stratford Control Model)	3 Phase
		3		
16	<a href="#">GD-401206</a>	4	COVER, EXTENSION SIDE	
17	<a href="#">GD-101488</a>	1	PANEL ASSY, PLUG SIDE (L-R MODEL)	
	<a href="#">GD-101489</a>		PANEL ASSY, PLUG SIDE (R-L MODEL)	
18	<a href="#">2K-200458</a>	1	BUSHING, POWER SUPPLY CORD	
19	<a href="#">GD-Z11260</a>	1	CORDSET 10-3 W/6-50P, 50A, Ser No on/after CO3181009A0001	314HX
	<a href="#">2E-200383</a>	1	CORD/PLUG SEET, 10GA, 30A, Ser No Before CO3181009A0001	
20	<a href="#">GD-101252</a>	1	SHAFT, DRIVE (3/8")	
21	<a href="#">GD-401233</a>	2	SHUTTER, HEAT	
22	<a href="#">GD-101403</a>	1	TRAY, UNLOAD	
23	<a href="#">2P-150023</a>	1	DRIVE CHAIN (27")	
24	<a href="#">2P-200654</a>	1	SPROCKET, DRIVEN (25B24 X 3/8")	
	<a href="#">2P-115362</a>		SPROCKET, DRIVEN (25B11 X 3/8")	314HXRD, HXRRD
25	<a href="#">2P-200643</a>	1	SPROCKET, DRIVE (25B11 X 5/16")	
	<a href="#">2P-200650</a>		SPROCKET, DRIVE (25B24 X 5/16")	314HXRD, HXRRD
26	<a href="#">2U-Z11871</a>	1	MOTOR, DRIVE (L-R), CCW	208/240V
	<a href="#">2U-Z11870</a>		MOTOR, DRIVE (R-L), CW	208/240V
27	<a href="#">2R-200721</a>	1	BLADE, FAN, DRIVE MOTOR	

Fig No	Part No	Qty	Description	App.
28	<a href="#">2R-200716</a>	4	LEG, 2 1/2" METAL	
29	<a href="#">GD-197888</a>	9	HTERTUBE, QRTZ; 208V, 613W, 67.9 ohm	208V
	<a href="#">GD-197893</a>		HTERTUBE, QRTZ; 220V, 600W, 78.7 ohm	220V
	<a href="#">GD-197889</a>		HTERTUBE, QRTZ; 240V, 600W, 90 ohm	240V
	<a href="#">2N-209201</a>		ELEMENT, METAL, 600W, 208V 1	208V
	<a href="#">2N-209203</a>		ELEMENT, METAL, 600W, 240V, 1	314HXTA, 314HXSTAR
30	<a href="#">GD-402446</a>	1	RETAINER, SINGLE HTERTUBE, QUARTZ	
	<a href="#">GD-401238</a>		RETAINER, SINGLE HTERTUBE, METAL	
31	<a href="#">GD-401232</a>	4	RETAINER, DUAL HTERTUBES, QUARTZ	
	<a href="#">GG-401989</a>		RETAINER, HEATERTUBES, METAL	
32	<a href="#">2E-200564</a>	1	SWITCH, ON/OFF TOGGLE	314HX
33	<a href="#">2P-401780</a>	1	GUARD, TOGGLE	
34	<a href="#">2E-200180</a>	3	INSULATION, SWITCH, POT.	
35	<a href="#">2J-200567</a>	1	SWT, FRONT HEAT CNTRL POT., 3Ph Stratford	3 Phase, Stratford
	<a href="#">2J-200567</a>		SWT, TOP HEAT CNTRL POT. Stratford	
	<a href="#">GD-115350</a>		SWITCH, CNTRL HEAT ASSY TOP, Phase Cntrl	
36	<a href="#">2J-200567</a>	1	SWITCH, BTM HEAT CNTRL POT. Strat	
	<a href="#">GD-115351</a>		SWITCH, CNTRL HEAT ASSY BTM, Phase	
37	<a href="#">GB-118062</a>	1	SWITCH, SPEED CNTRL ASSY (1000Ω)	314HX
38	<a href="#">2J-200427</a>	1	PILOT LIGHT	
39	<a href="#">2R-200708</a>	3	CAP, KNOB CONTROL	3 Phase
		4		
	<a href="#">2R-200768</a>	3	KNOB, HEAT CONTROL, SPEED CONTROL	3 Phase
		4		
40	<a href="#">2M-200866</a>	1	LABEL 3 PHASE HX CONTROL LABEL	3 Phase
	<a href="#">2M-200872</a>		LABEL, CONTROL PANEL	
41	<a href="#">GD-401375</a>	1	PANEL, CONTROL SIDE	3 Phase
	<a href="#">GD-401540</a>			
42	<a href="#">2U-200561</a>	1	MOTOR, FAN	
43	<a href="#">HT-401496</a>	1	COVER, CONTROL BOX	
44	<a href="#">2R-200562</a>	1	GRILL, FAN MOTOR	
45	<a href="#">2C-Z5883</a>	4	SCREW, 10-24 X 1/2 FZA, SELF DRILLING	

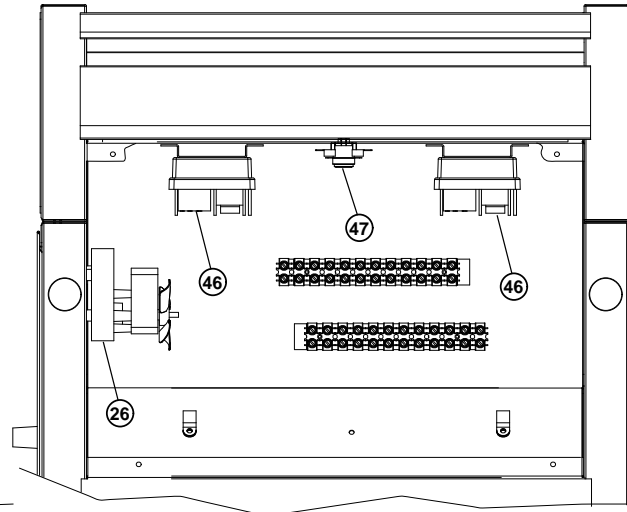


## 314HX Series Holman Conveyor Oven

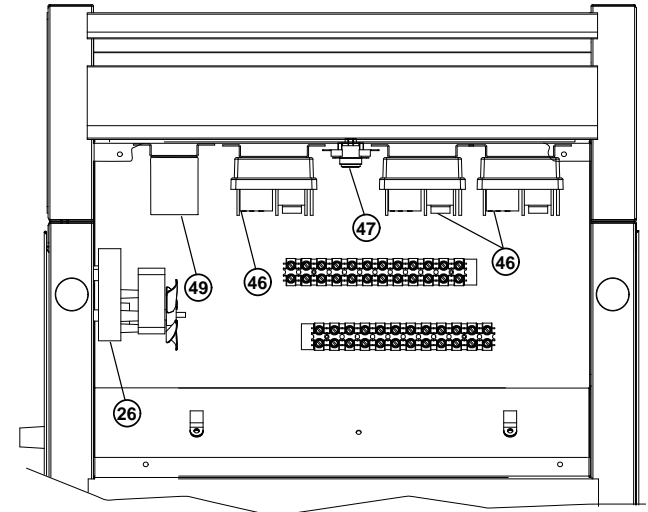
Fig No	Part No	Qty	Description	App.
46	2J-200569	2	CONTROL, HEAT (Straford Control)	
		3	CONTROL, HEAT (3 PHASE)	3 Phase
47	SP-115146	1	SWITCH, HIGH LIMIT RESET	
48	SP-115338	2	CONTROL, HEAT (Phase Control)	120V
	SP-115339			3 Phase
49	2E-200529	1	CONTACTOR 3PH	3 Phase
	2E-Z8966		CONTACTOR, 50AMP 208/240V 1PH	1 Phase
50	2E-30901-08	2	FUSE HLDR FOR SC FUSE	
NI	2E-Z5680	2	FUSE, 5A - CLASS G	
NI	2B-200624	ea.	LINK, CONVEYOR BELT	
NI	2E-200554	~	TERMINAL BLOCK, 12 POS. LARGE	
NI	2J-200423	2	SWITCH, SPEED CONTROL (1000Ω)	240V/50/ 3PH
NI	GD-115392	1	TERMINAL BLCK, 3 POS. LARGE (Power Input)	
NI	GD-115396	~	TERMINAL BLOCK, 7 POS. LARGE	
NI	GD-115397	~	TERMINAL BLOCK, 8 POS. LARGE	
NI	GD-115523	~	JUMPER, 4 POS. LARGE	
NI	GD-118060	1	SPEED CONTROL,	V82, V84
NI	HM-115398	~	TERMINAL BLOCK, 9 POS. LARGE	
NI	HM-115521	~	JUMPER, 2 POS. LARGE	
NI	HM-115522	~	JUMPER, 3 POS. LARGE	
NI	1L-Z12397	1	CHAIN LUBE 1oz TUBE	



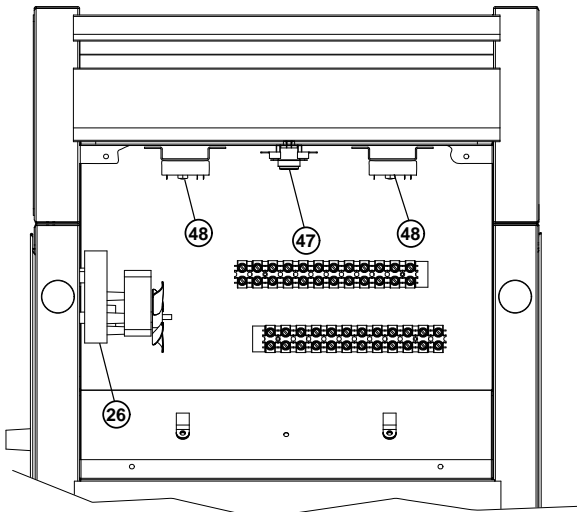
**314 Stratford Control**  
Left to Right Conveyor



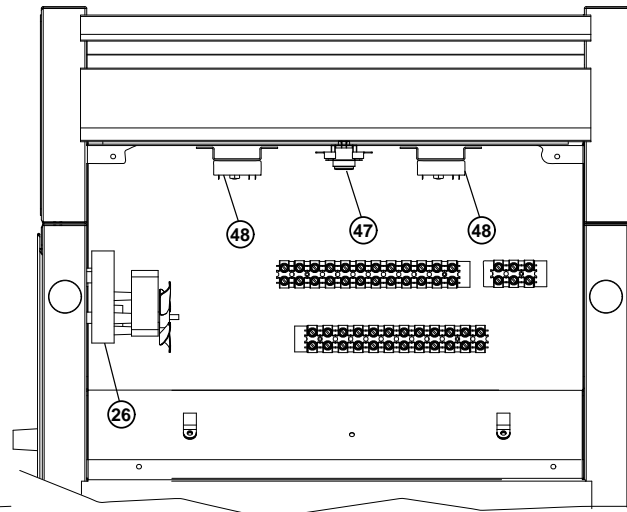
**318 Stratford Control**  
Left to Right Conveyor



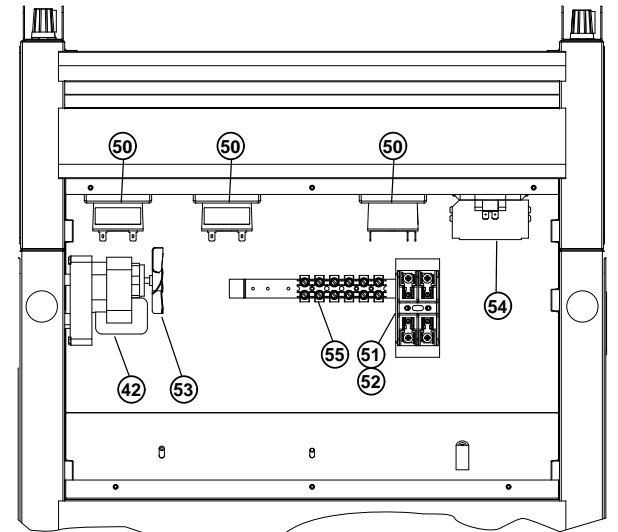
**318 Stratford Control 3 Phase**  
Left to Right Conveyor



**314 Phase Control**  
Left to Right Conveyor



**318 Phase Control**  
Left to Right Conveyor



**318HXGB**  
Pita Toaster