

REV	ZONE	DESCRIPTION	BY	DATE	RFL	EON
-		INITIAL RELEASE				
A		UPDATED PICTURES	J. Sykes	3/16/01	3/21/01	5673
B		A1441-ND was A1440-ND ADDED TIMER SETTINGS A1456-ND was A1457-ND A1457-ND was 1456-ND	J. Sykes	4/11/01	4/19/01	5783
C		ADDED GROUND STUD ASSY REMOVED (1) 11" GREEN WIRE 16/73 WIRE WAS 16/2 WIRE	J. Sykes	7/24/01	7/24/01	5992


**CUT WIRES AND ASSEMBLE END CONNECTORS FOR THE FINAL ASSEMBLY AS FOLLOWS:**

- 902416 Green, #16 stranded wire, copper.
  - 1.) 1 pc. 11in. with (1) R4B-14 & (1) A1440-ND Male Pin.
  - 2.) 1 pc. 10 in. with (1) 82031120 Ferrule & (1) A1440-ND Male Pin.
- 902418 Blue, #16 stranded wire, copper.
  - 3.) 1 pc. 4.5 in. with (2) 82031120 Ferrules;
  - 4.) 1 pc. 4in. with (2) 82031120 Ferrules;
  - 5.) 2 pc. 3in. with (2) 82031120 Ferrules;
- 902419 Grey, #16 stranded wire, copper.
  - 6.) 1 pc. 11in. with (1) 82031120 Ferrule & (1) A1440-ND Male Pin.
  - 7.) 2 pc. 6in. with (2) 82031120 Ferrules;
  - 8.) 2 pc. 3in. with (2) 82031120 Ferrules;
  - 9.) 1 pc. 8.5in. with (2) 82031120 Ferrules;
- 902420 Black, #16 stranded wire, copper.
  - 10.) 1 pc. 8in. with (1) 82031120 Ferrule & (1) A1440-ND Male Pin.
- 902463 Yellow, #16/3 power cable.
  - 11.) 1 pc. 16in. with (2) 82031120 Ferrules on black and white wires with (1) R4B-14 Ring Terminal on green wire on one end & (2) 902344 Flag Connectors on black and white wires with (1) 900103 Ring Terminal on green wire on opposite end.
- 8471 Grey, #16/2 twisted conductor cable.
  - 12.) 1 pc. 12in. with (2) 82031120 Ferrules on one end & (2) A1440-ND Male Pin on opposite end.


**CUT WIRES AND ASSEMBLE END CONNECTORS FOR THE MOTOR COVER AS FOLLOWS:**

- 902416 Green, #16 stranded wire, copper.
  - 13.) 1 pc. 11in. with (1) R4B-14 ring terminal & (1) A1441-ND Female Pin.
- 902417 Yellow, #16 stranded wire, copper.
  - 14.) 1 pc. 12 in. with (1) 82031120 Ferrule & (1) A1441-ND Female Pin.
- 902419 Grey, #16 stranded wire, copper.
  - 15.) 1 pc. 12in. with (1) 900120 Straight Connector & (1) A1441-ND Female Pin.
- 902420 Black, #16 stranded wire, copper.
  - 16.) 1 pc. 4in. with (1) 82031120 Ferrule & (1) 901905 Flat Connector.
  - 17.) 1 pc. 13in. with (1) 901905 Flat Connector & (1) A1441-ND Female Pin.
- 8471 Grey, #16/2 twisted conductor cable.
  - 18.) 1 pc. 12in. with (2) 82031120 Ferrule & (2) A1441-ND Female Pin.


**TIMER SETTINGS**




- 1.) 902416 Green Wire  
Cut 11" long.  
R4B-14 Ring Terminal on one end.  
A1440-ND Male Pin on opposite end
- 16F3700 Surge Suppressor with 902415 Heat Shrink tube, 1.25" long on each lead.  
(A1 to A2 on Contactor)
- 902419 Grey Wire  
Cut 6" long.  
82031120 Ferrules on both ends.  
(A1 on Contactor to T3 on Timer)



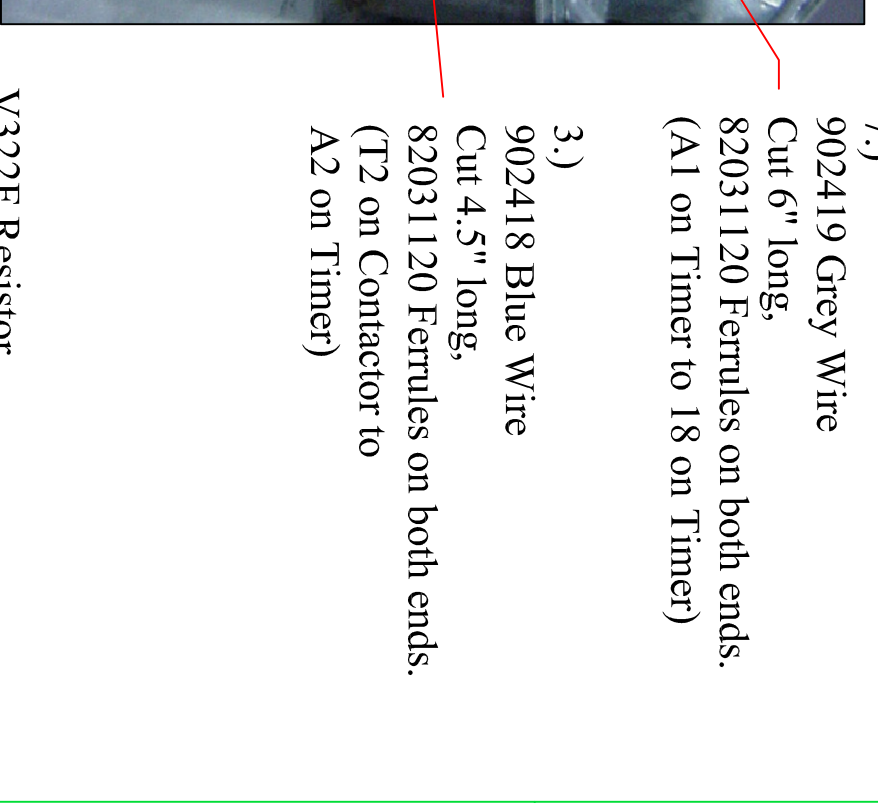
- 2.) 902417 Yellow Wire  
Cut 10" long.  
82031120 Ferrule on one end.  
A1440-ND Male Pin on opposite end.  
(T3 on Contactor to Male Connector)
- 902418 Blue Wire  
Cut 3" long.  
82031120 Ferrules on both ends.  
(T1 to T2 on Contactor) (T3 to T4 on Contactor)
- 902418 Blue Wire  
Cut 4" long.  
82031120 Ferrules on both ends.  
(A1 on Timer to Din Term 2)
- 902419 Grey Wire  
Cut 3" long.  
82031120 Ferrules on both ends.  
(L1 to L2 on Contactor) (L3 to L4 on Contactor)



- 3.) 902418 Blue Wire  
Cut 4.5" long.  
82031120 Ferrules on both ends.  
(T2 on Contactor to A2 on Timer)
- 902420 Black Wire  
Cut 8" long.  
82031120 Ferrule on one end  
A1440-ND Male Pin on opposite end.  
(Din Term 1 to Male Connector)
- 902419 Grey Wire  
Cut 8" long.  
82031120 Ferrules on both ends.  
(A2 on Timer to Din Term 2)



- 4.) 902463 Yellow #16/3 Power Cable, 802231120 Ferrules on black and white wires on one end with (1) R4B-14 Ring Terminal on green wire, & (2) 902344 Flag Connectors on black and white wires on opposite end with (1) 900103 Ring Terminal on green wire. (White Wire to L1 on Contactor; Black Wire to L3 on Contactor; Green Wire to Ground Stud)
- 902452 Grey Wire  
Cut 12" long.  
900120 Straight Connector on one end,  
A1441-ND Female Pin on opposite end.



- 5.) 902418 Blue Wire  
Cut 3" long.  
82031120 Ferrules on both ends.  
(T1 to T2 on Contactor) (T3 to T4 on Contactor)
- 902418 Blue Wire  
Cut 4" long.  
82031120 Ferrules on both ends.  
(A1 on Timer to Din Term 2)
- 902419 Grey Wire  
Cut 3" long.  
82031120 Ferrules on both ends.  
(L1 to L2 on Contactor) (L3 to L4 on Contactor)

- 6.) 902419 Grey Wire  
Cut 8.5" long.  
82031120 Ferrules on both ends.  
(A2 on Contactor to A2 on Timer)
- 902419 Grey Wire  
Cut 11" long.  
82031120 Ferrules on both ends.  
(A2 on Contactor to A2 on Timer)

- 7.) 902419 Grey Wire  
Cut 6" long.  
82031120 Ferrules on both ends.  
(A1 on Timer to 18 on Timer)
- 902418 Blue Wire  
Cut 4.5" long.  
82031120 Ferrules on both ends.  
(T2 on Contactor to A2 on Timer)


- 8.) 902419 Grey Wire  
Cut 3" long.  
82031120 Ferrules on both ends.  
(L1 to L2 on Contactor) (L3 to L4 on Contactor)
- 902436 Finder Timer #87.01.0.240  
Y522F Resistor with 902415 Heat Shrink tube, 1.25" long on each lead.  
(A2 on Timer to Din Term 2)

- 9.) 902419 Grey Wire  
Cut 8.5" long.  
82031120 Ferrules on both ends.  
(A2 on Contactor to A2 on Timer)
- 902419 Grey Wire  
Cut 11" long.  
82031120 Ferrules on both ends.  
(A2 on Contactor to A2 on Timer)

- 88-309-1Q Power Cord, 82031120 Ferrules on Blue and Brown wires, R4B-14 Ring Terminal on Green/Yellow Ground wire. (Brown Wire to Din Term 1, Blue Wire to T1 on Contactor)
- 902417 Yellow Wire  
Cut 12" long.  
82031120 Ferrule on one end,  
A1441-ND Female Pin on opposite end.
- 902419 Grey Wire  
Cut 12" long.  
900120 Straight Connector on one end,  
A1441-ND Female Pin on opposite end.

- 10.) 902420 Black Wire  
Cut 13" long.  
901905 Flat Connector on one end,  
A1441-ND Female Pin on opposite end.
- 17.) 902420 Black Wire  
Cut 13" long.  
901905 Flat Connector on one end,  
A1441-ND Female Pin on opposite end.

- 11.) 902463 Yellow #16/3 Power Cable, 802231120 Ferrules on black and white wires on one end with (1) R4B-14 Ring Terminal on green wire, & (2) 902344 Flag Connectors on black and white wires on opposite end with (1) 900103 Ring Terminal on green wire. (White Wire to L1 on Contactor; Black Wire to L3 on Contactor; Green Wire to Ground Stud)
- 902452 Grey Wire  
Cut 12" long.  
900120 Straight Connector on one end,  
A1441-ND Female Pin on opposite end.



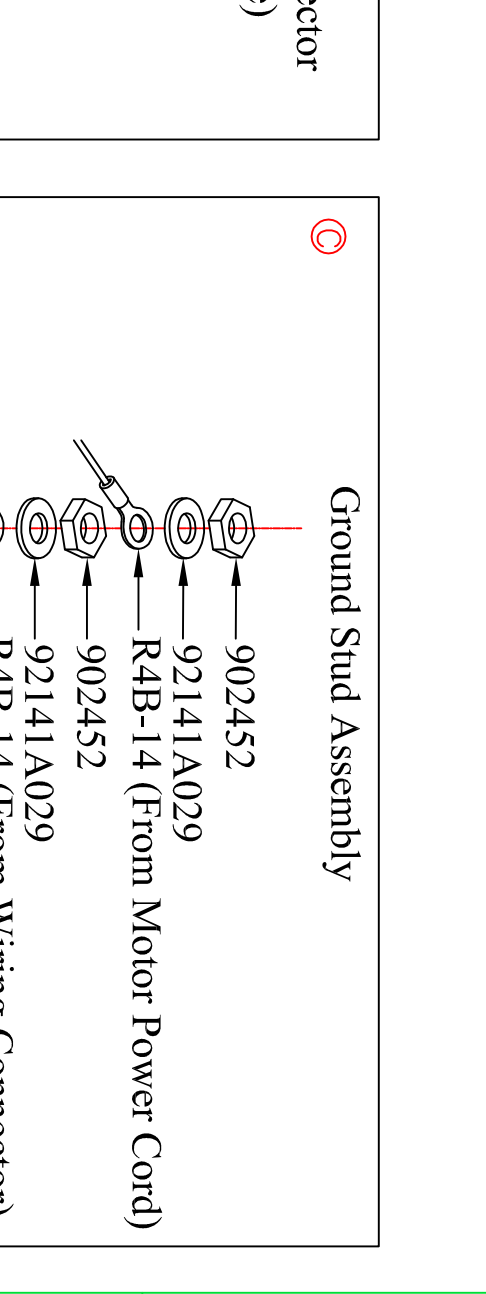
- 12.) 8471 Grey Twisted Cable  
Cut 12" long.  
(2) 82031120 Ferrules on one end,  
(2) A1441-ND Female pins on opposite end.
- 13.) 902416 Green Wire  
Cut 11" long.  
R4B-14 Ring Terminal on one end,  
A1441-ND Female Pin on opposite end.

- 13.) 902416 Green Wire  
Cut 11" long.  
R4B-14 Ring Terminal on one end,  
A1441-ND Female Pin on opposite end.
- 17.) 902420 Black Wire  
Cut 13" long.  
901905 Flat Connector on one end,  
A1441-ND Female Pin on opposite end.

- 14.) 902416 Green Wire  
Cut 11" long.  
R4B-14 Ring Terminal on one end,  
A1441-ND Female Pin on opposite end.
- 15.) 902419 Grey Wire  
Cut 12" long.  
900120 Straight Connector on one end,  
A1441-ND Female Pin on opposite end.

- 15.) 902419 Grey Wire  
Cut 12" long.  
900120 Straight Connector on one end,  
A1441-ND Female Pin on opposite end.
- 16.) 902420 Black Wire  
Cut 4" long.  
901905 Flat Connector on one end,  
82031120 Ferrule on opposite end.

- 15.) 902419 Grey Wire  
Cut 12" long.  
900120 Straight Connector on one end,  
A1441-ND Female Pin on opposite end.
- 16.) 902420 Black Wire  
Cut 4" long.  
901905 Flat Connector on one end,  
82031120 Ferrule on opposite end.

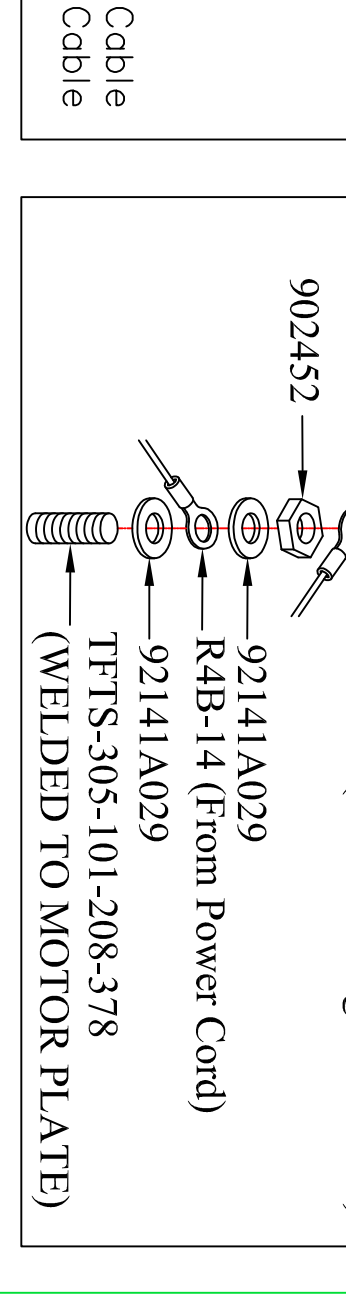


- 16.) 902420 Black Wire  
Cut 4" long.  
901905 Flat Connector on one end,  
82031120 Ferrule on opposite end.
- 17.) 902420 Black Wire  
Cut 13" long.  
901905 Flat Connector on one end,  
A1441-ND Female Pin on opposite end.

- 16.) 902420 Black Wire  
Cut 4" long.  
901905 Flat Connector on one end,  
82031120 Ferrule on opposite end.
- 17.) 902420 Black Wire  
Cut 13" long.  
901905 Flat Connector on one end,  
A1441-ND Female Pin on opposite end.

- 16.) 902420 Black Wire  
Cut 4" long.  
901905 Flat Connector on one end,  
82031120 Ferrule on opposite end.
- 17.) 902420 Black Wire  
Cut 13" long.  
901905 Flat Connector on one end,  
A1441-ND Female Pin on opposite end.

- 16.) 902420 Black Wire  
Cut 4" long.  
901905 Flat Connector on one end,  
82031120 Ferrule on opposite end.
- 17.) 902420 Black Wire  
Cut 13" long.  
901905 Flat Connector on one end,  
A1441-ND Female Pin on opposite end.



ITEM NO.	MATERIAL DESCRIPTION	CUSTOMER	QTY REQD.
		FOODSERVICE	
		PREPARED BY: EJD/urmm	DATE: 9/14/00
		APPROVED:	RELEASED DATE:
		FILE NO: PD0179-C.dwg	REV: C

**Quality Industries**  
125 Jones Boulevard  
Atlanta, GA 30308-6600  
404-756-3000

CLASSIFIED MATERIAL - Restricted to you only. This drawing or information will be deleted only for you. Information on application engineering studies and shall never be used in any manner detrimental to our interests.

TOLERANCES UNLESS OTHERWISE SPECIFIED  
ANGLE = ± 1 (xxx) = ± .05  
(X) = ± .1 (xxx) = ± .015

DESCRIPTION	DATE	SCALE
PD0179		
ELEC CONTROL ASSY	9/14/00	NIS