

# Winston Products International, Ltd.

## Collectramatic Fryer - 'P' Control

### International Parts Identification Manual



# WINSTON COLLECTRAMATIC FRYER

## Table of Contents

Photo Reference .....	1 - 8
Parts Descriptions & Order Numbers .....	9 - 13



### How To Use This Manual

Use Photo Reference (pages 1 - 8) to identify parts. Match Photo Reference numbers with Parts Descriptions and Order Numbers (pages 9 - 13).

# WINSTON COLLECTRAMATIC FRYER

## Parts Identification

**NOTE:** See page 9 - 13  
for Parts Descriptions  
and Order Numbers





Winston Products International, Ltd.

# WINSTON COLLECTRAMATIC FRYER

## Parts Identification

**NOTE:** See page 9 - 13  
for Parts Descriptions  
and Order Numbers

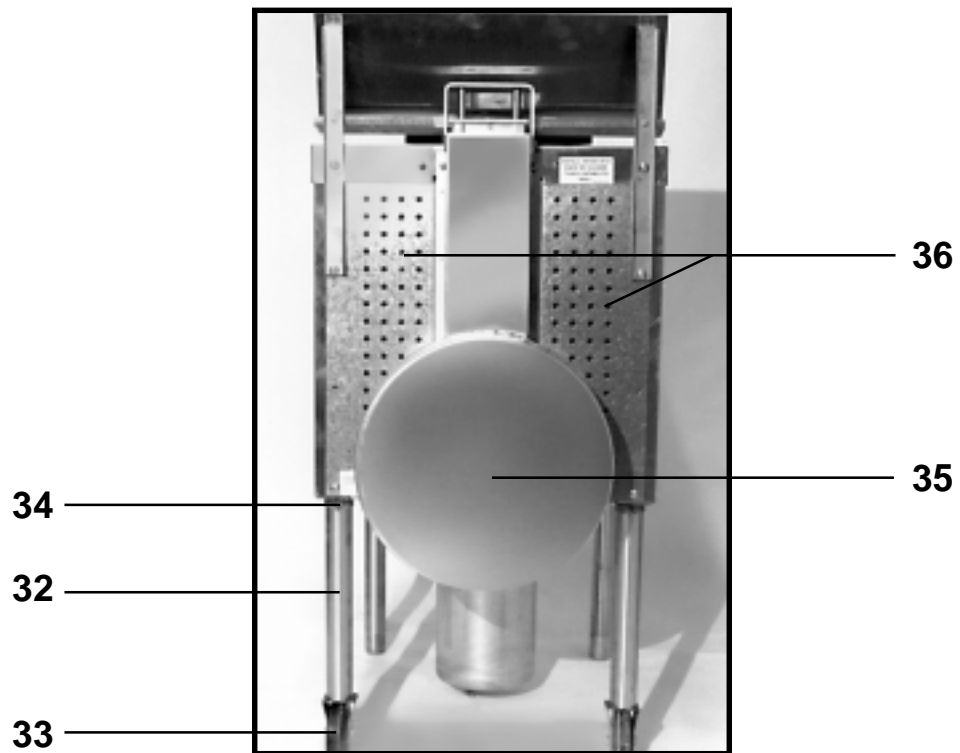
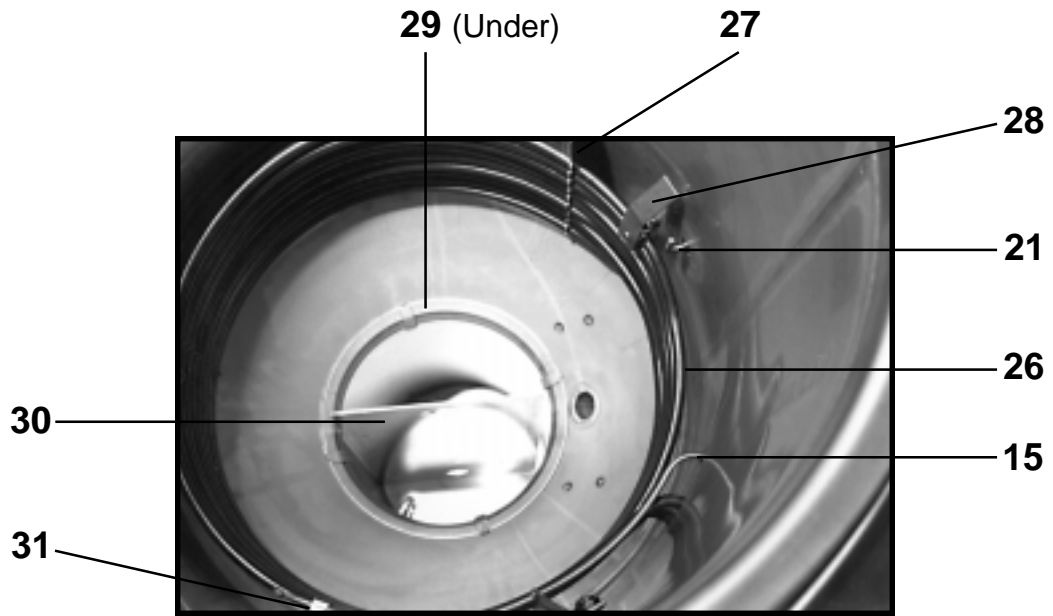


Winston Products International, Ltd.

# WINSTON COLLECTRAMATIC FRYER

## Parts Identification

**NOTE:** See page 9 - 13  
for Parts Descriptions  
and Order Numbers


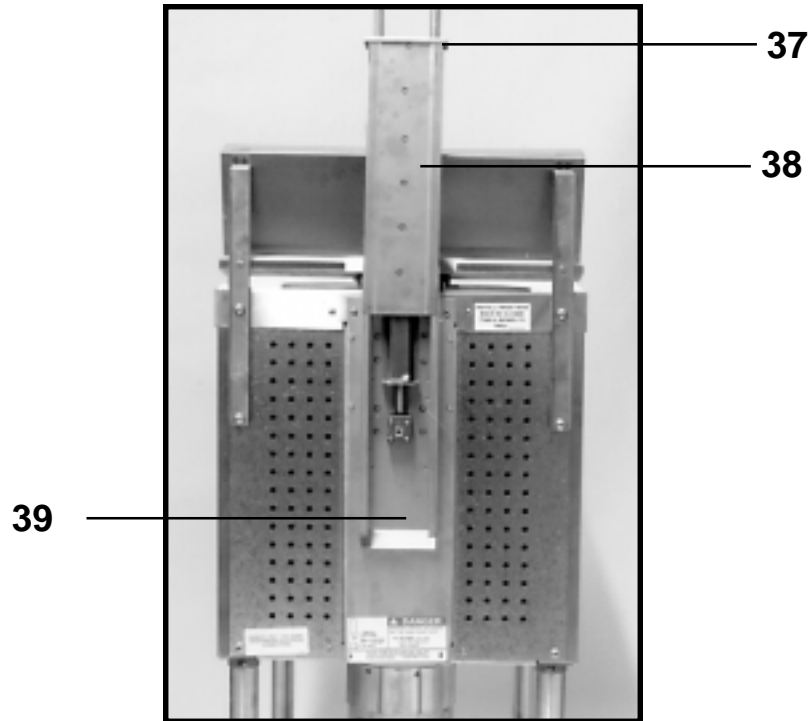


Winston Products International, Ltd.

# WINSTON COLLECTRAMATIC FRYER

## Parts Identification

**NOTE:** See page 9 - 13  
for Parts Descriptions  
and Order Numbers




Winston Products International, Ltd.

# WINSTON COLLECTRAMATIC FRYER

## Parts Identification


**NOTE:** See page 9 - 13  
for Parts Descriptions  
and Order Numbers

44



45

47



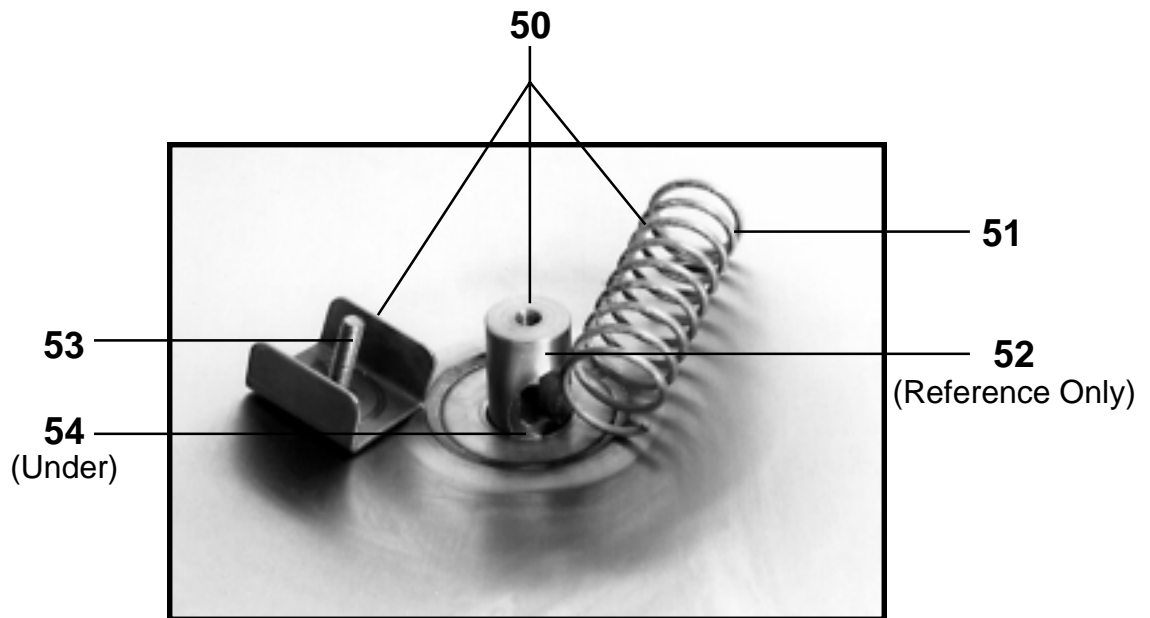

46

Winston Products International, Ltd.

# WINSTON COLLECTRAMATIC FRYER

## Parts Identification

**NOTE:** See page 9 - 13  
for Parts Descriptions  
and Order Numbers

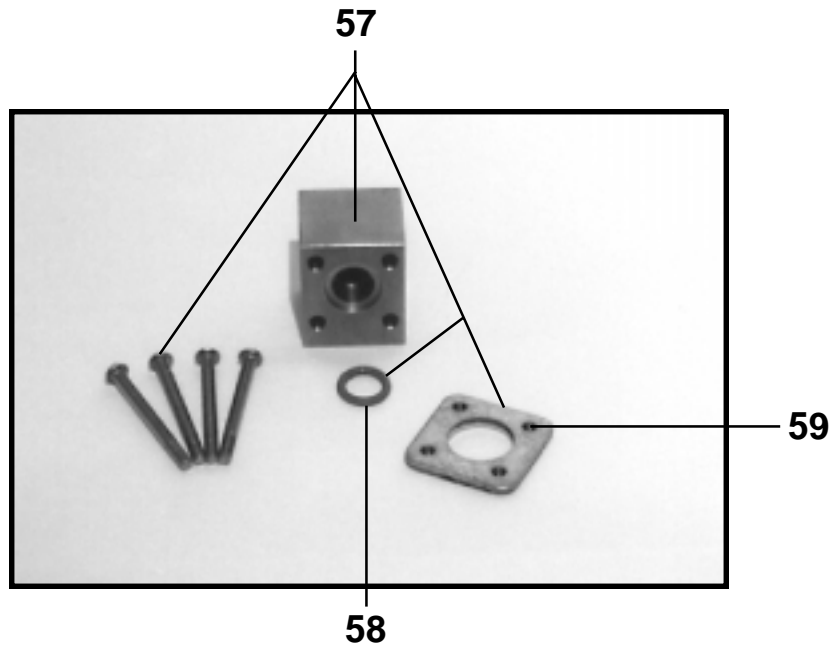



Winston Products International, Ltd.

# WINSTON COLLECTRAMATIC FRYER

## Parts Identification

**NOTE:** See page 9 - 13  
for Parts Descriptions  
and Order Numbers

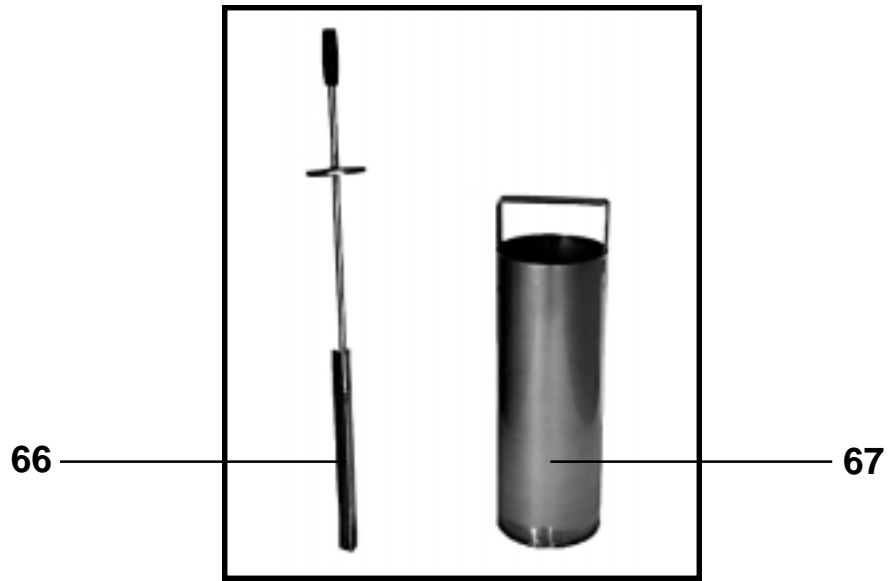
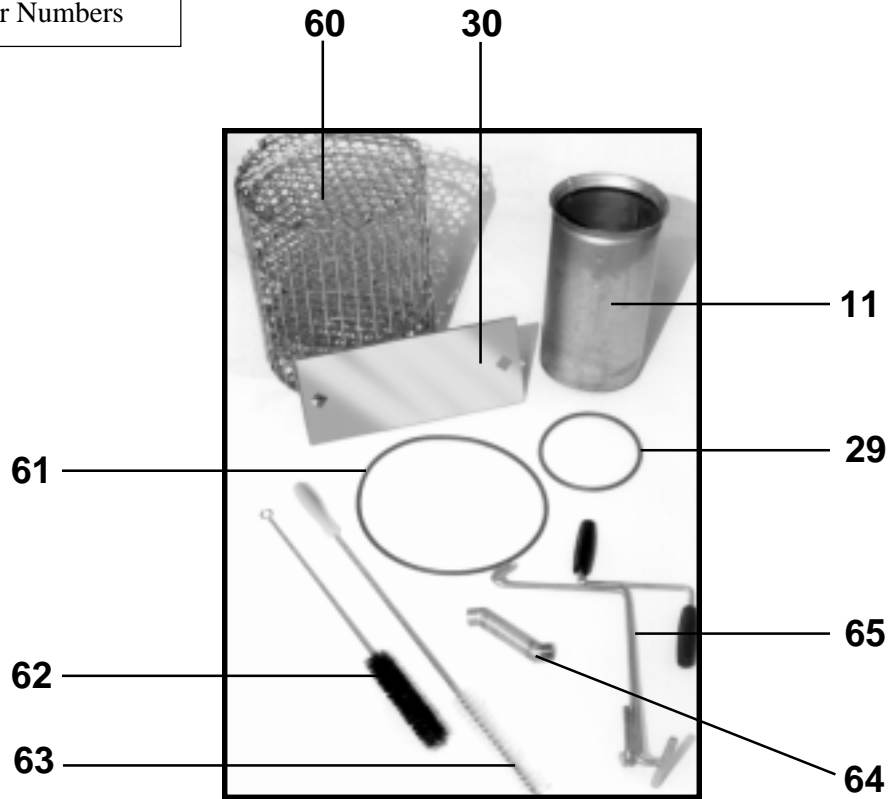


Winston Products International, Ltd.

# WINSTON COLLECTRAMATIC FRYER

## Parts Identification

**NOTE:** See page 9 - 13  
for Parts Descriptions  
and Order Numbers



Winston Products International, Ltd.

# WINSTON COLLECTRAMATIC FRYER

## Parts Identification

Photo Reference Number	Part Description	Order Number
1	Danger Panel	PS1210
2	Latch Block <i>(Front) (Bottom Lock)</i>	PS1399
3	Hinge Block <i>(Rear)</i>	PS1400
4	Eyebrow	PS1134
5	Switch Guard	PS1086
6	Hi Limit Indicator Lamp	PS1012/3
7	Heat On Indicator Lamp	PS1012/3
8	Power On Indicator Lamp	PS1012/3
9	Membrane Panel	PS1932
10	Leg Front	PS1933
11	Collector	PS1206
12	Lid Bottom Lock	PS1046
13	Insulation Front Sections <i>(4 HD &amp; 6 HD)</i>	PS1986
14	Insulation <i>(4 HD)</i> Insulation <i>(6 HD)</i>	PS1031 PS1792
15	High Limit Thermostat	PS1184

Winston Products International, Ltd.

# WINSTON COLLECTRAMATIC FRYER

## Parts Identification

Photo Reference Number	Part Description	Order Number
16	Mercury Relay	PS1448
17	Electromechanical Relay	PS2157
18	Power Board	PS1971
19	EMI Filter	PS1977
20A	Fuse Holder	PS1096/2
20B	Fuse	PS1095/6
21	Thermister Probe	PS2040
22	Buzzer	PS1586
23	Transformer	PS1687
24	Process Controller	<i>Ref. Only</i>
25	On/Off Switch	PS1970
26	Heater (208 Volt), (380 Volt) Heater (240 Volt), (416 Volt)	PS1147 PS1148
27	Heater Holder	PS1430
28	Probe Guard	PS1744
29	Collector Gasket	PS1892/3

Winston Products International, Ltd.

# WINSTON COLLECTRAMATIC FRYER

## Parts Identification

Photo Reference Number	Part Description	Order Number
30	Heat Plate	PS1034
31	High Limit Thermostat Clamp	PS1312
32	Leg Rear With Wheel	PS1934
33	Wheel Assembly	PS1226/2
34	Leg Clamp Assembly	PS1621
35	Muffler	PS1152
36	Back Panel (4 HD) Back Panel (6 HD)	PS1697 PS1698
37	Vent Back Cap	PS1729
38	Vent Back Assembly	PS1156
39	Vent Assembly (4 HD) Vent Assembly (6 HD)	PS1653 PS1686
40	Weight (4 HD) (11.9 PSI) Weight (6 HD) (11.9 PSI)	PS1072 PS1073
<i>Note: When identifying correct weight for ordering, read PSI engraved on weight lifter.</i>		
41	Weight Lifter (4 HD) (11.9 PSI) Weight Lifter (6 HD) (11.9 PSI)	PS1040 PS1073
42	Teflon Slide	PS1075/3

Winston Products International, Ltd.

## WINSTON COLLECTRAMATIC FRYER

### Parts Identification

Photo Reference Number	Part Description	Order Number
43	Vent Block Assembly (4 HD) Vent Block Assembly (6 HD)	PS1026 PS1684
44	Vent Tube (4 HD) Vent Tube (6 HD)	PS1322 PS1678
45	Vent Solenoid Spring	PS1320/3
46	Vent Solenoid	PS1088
47	Vent Solenoid Cotter Pin	PS1121/3
48	Drain Valve	PS1066
49	Drain Valve Handle	PS1695
50	Lid Valve Assembly	PS1127
51	Lid Valve Spring	PS1028/3
52	Lid Valve Body	<i>Ref. Only</i>
53	Lid Valve Retainer	PS1057
54	Lid Valve O' Ring	PS1010/3
55	Lid Lock ( <i>Bottom Lock</i> )	PS1449
56	Handle Bar ( <i>Bottom Lock</i> )	PS1168

Winston Products International, Ltd.

# WINSTON COLLECTRAMATIC FRYER

## Parts Identification

Photo Reference Number	Part Description	Order Number
57	Vent Block Assembly (4 HD) Vent Block Assembly (6 HD)	PS1026 PS1684
58	Vent Tube O'Ring	PS1005/3
59	Vent Block Nut Plate	PS1704/6
60	Clamshell Basket (4 HD) Clamshell Basket (6 HD)	PS1159 PS1163
61	Lid Gasket	PS1891/3/12/50
62	Black Nylon Brush	PS1025/1
63	White Teflon Brush	PS1120/1/12
64	Drain Valve Extension	PS1211
65	Drain Hook With Handles	PS1154/1/6
66	Plugging Tool	PS1179/1
67	Displacer Tool	PS1209/1

**NOTE:** See pages 1 - 8  
for Photo Reference

Lit. #4275R99 - 11/96

**Winston Products International, Ltd.**