

Parts Manual

Facsimile



UF-8300 / 8200


UF-7300 / 7200

[Version 1.2]

WARNING

This service information is designed for experienced repair technicians only and is not intended for use by the general public. It does not contain warnings or cautions to advise non-technical individuals of potential dangers in attempting to service a product. Products powered by electricity should be serviced or repaired only by experienced professional technicians. Any attempt to service or repair the product or products dealt within this service information by anyone else could result in serious injury or death.

IMPORTANT SAFETY NOTICE

There are special components used in this equipment which are important for safety. These parts are marked by  in the Schematic Diagrams, Circuit Board Diagrams, Exploded Views and Replacement Parts List. It is essential that these critical parts should be replaced with manufacturer's specified parts to prevent shock, fire or other hazards. Do not modify the original design without permission of manufacturer.

Panasonic[®]

© Panasonic Communications Co., Ltd. 2009.
Unauthorized copying and distribution is a violation of law.

General Annotations

1. Panasonic Communications Company of North America, and other Panasonic Sales Companies reserve the right to change any information enclosed herein without prior notification. (This includes, but is not limited to, parts pricing, availability, and text)
2. Electrical parts supplied may include previously used components.
3. **⚠ Important Safety Notice**
Components identified by a **⚠** mark, have special characteristics important for safety. When replacing any of these components, use only manufacturer's specified parts.
4. In New Parts column, "**N**" indicates part is used only in **UF-8300/8200** Series, "**C**" indicates part is used in previous models.
5. In Remarks column, "**PM**" indicates "Preventive Maintenance Part".
6. In Remarks column, "**RTL**" indicates that the Retention Time is limited for this item. After the discontinuation of this assembly in production, the item will continue to be available for a specific period of time. The retention period of availability is dependent on the type of assembly, and in accordance with the laws governing part and product retention. After the end of this period, the assembly will no longer be available.
7. This "Unit" which includes other itemized parts is provided as "Limited Availability" for your convenience, and will only be offered for up to 3 years after the production of the unit ceases. However, the individual contents of the assembly will be available for the standard period.
8. **This Product Uses Lead (Pb) Free Solder Printed Circuit Boards (PCBs).**
Information regarding Lead-Free (PbF) solder;

Distinction of PbF PCB:

PCBs (manufactured) using lead free solder will have a **PbF** mark following the PCB part numbers in a label on the PCB.

Caution:

- Pb free solder has a higher melting point than standard solder; typically the melting point is 50 - 70 °F (30 - 40 °C) higher. Please use a soldering iron with temperature control and adjust it to 700 ± 20 °F (370 ± 10 °C). Exercise care while using higher temperature soldering irons, do not heat the PCB for too long to prevent solder splash or damage to the PCB.
- Pb free solder will tend to splash when heated too high (about 1112 °F/600 °C).
- ECO SOLDER M705 (available from Senju Metal Industry Co., Ltd.;
[URL: http://www.senju-m.co.jp](http://www.senju-m.co.jp)) is recommended when repairing PbF PCBs.

General Annotations

9. Important Notice

(Especially for countries belonging to the European Union):

This product is fully compliant with the national laws transposed from the EU Directive on the restriction of the use of certain hazardous substances (RoHS) in electrical and electronic equipment, effective July 1, 2006 in the EU countries.

In order for the product to comply with the RoHS Directive, the six particular substances (lead, mercury, cadmium, hexavalent chromium, polybrominated biphenyls, and polybrominated diphenyl ethers) have been either totally eliminated or limited to the concentration level below maximum allowed. Consequently spare parts have been changed to RoHS-compliant parts where applicable.

Due to spare parts application of RoHS legislation, non-compliant spare parts cannot be used to repair compliant products put on the EU market on or after July 1, 2006. Therefore, please make sure to order and use only RoHS-compliant spare parts listed in this manual.

The contents of this Manual, and the Specifications are subject to change without notice.

Panasonic Communications Co., Ltd. reserves the right to make improvements in the product design without reservation, and without notice.

Published in Japan.

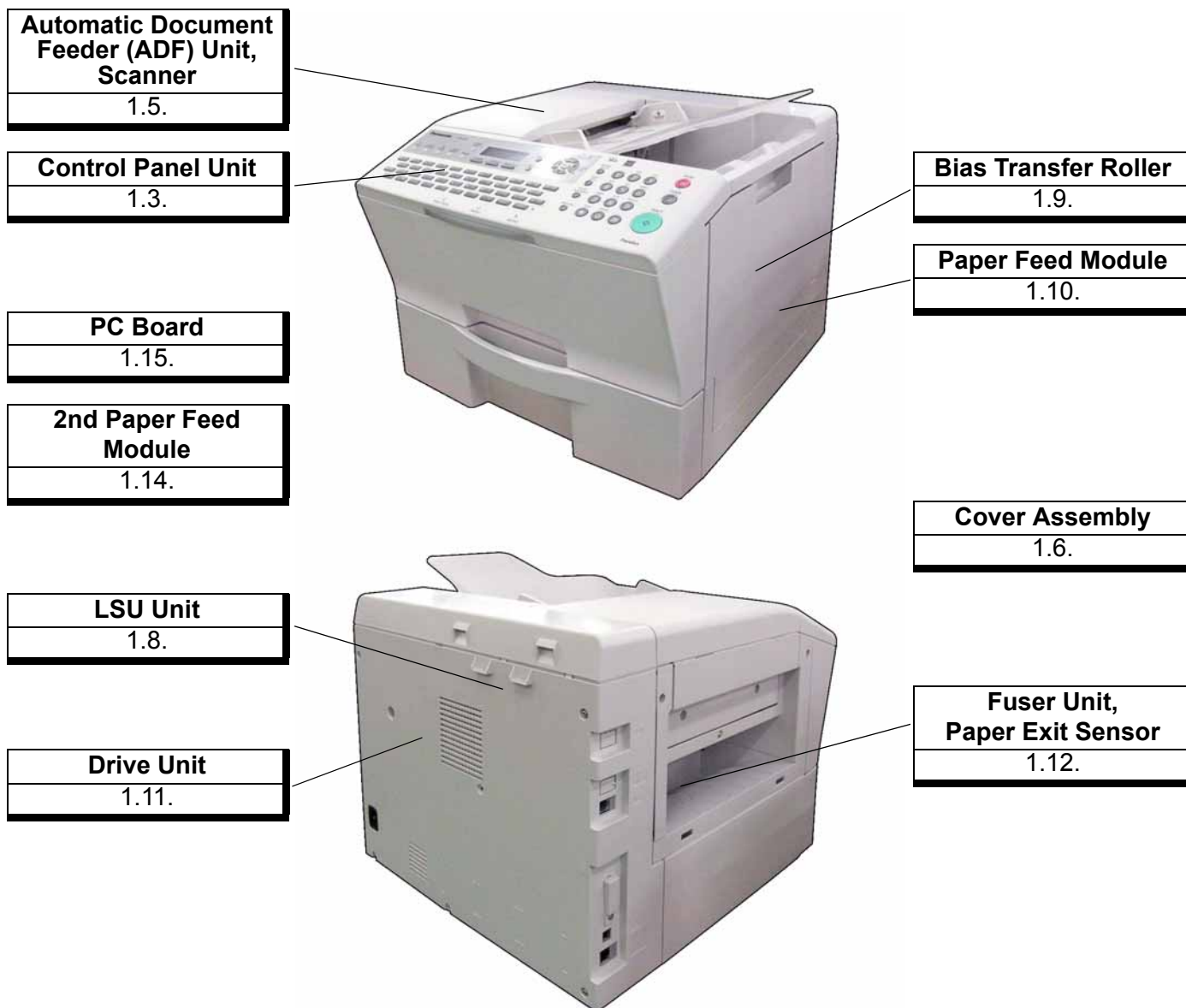
memo

Table of Contents

Exploded View & Parts List	6
1.1. General Disassembly.....	6
1.2. Destination Codes	7
1.3. Control Panel Unit (For USA and Canada).....	8
1.4. Control Panel Unit (For Other Destinations)	10
1.5. ADF.....	12
1.6. Cover Assembly and Handset	20
1.7. Rear Parts.....	22
1.8. Front Parts	24
1.9. Mechanical Base	26
1.10. Bottom Parts	30
1.11. Motor and Drive Gear Unit.....	32
1.12. Fuser Unit	34
1.13. Paper Tray	36
1.14. 2nd Paper Feed Module	38
1.15. PC Boards	42
1.16. Packing and Accessories.....	46
1.17. 2nd Paper Feed Module Packing and Accessories.....	48
1.18. G3 Communication Port Kit	50
1.19. Internet Fax / Email / Network Scanner Module	52
1.20. Hardware Identification Template	54

1 Exploded View & Parts List

1.1. General Disassembly



1.2. Destination Codes

Code	Destination	Code	Destination
AE	Taiwan	EE	Italy
AG	Germany	EH	Netherlands
AL	Australia; New Zealand	EP	Spain; Greece
AU	USA; Canada	ER	Sweden; Turkey
AUG	USA (GSA)	ES	Saudi Arabia; U.A.E.; Bahrain; Kuwait
AV	France	YC	Poland; Russia; South Africa; Egypt; Thailand
EB	England; Singapore; Hong Kong		

1.2.1. Destination Codes for Handset Option

Code	Destination	Code	Destination
AE	Taiwan	YR	Russia
AK	Hong Kong	YW	South Africa
AU	USA; USA (GSA); Canada	YX	Singapore
YC	Saudi Arabia; U.A.E.; Bahrain; Kuwait; Egypt		

1.3. Control Panel Unit (For USA and Canada)

Safety Mark	Ref. No.	Parts Number	Part Name	New Parts	Supplier	Remarks	Destination
	101	PJGAC0022Z	Window, LCD	N		For UF-8200	AU, AUG
		PJGAC0023Z				For UF-7200	
	102	PJGPC0211Z	Cover, Panel	N			AU, AUG
	103	PJBCC0057Z	Key, Email	N			All
	104	PJBCC0055Z	Key, Contrast	N			All
	105	PJBCC0053Z	Key, Zoom	N			Except AE, AG, AV
	106	PJBCC0048Z	Key, Ten	N			All
	107	PJBCC0056Z	Key, Letter	N			AU, AUG
	108	PJBCC0050Z	Key, Stop	N			All
	109	PJBCC0051Z	Key, Copy	N			All
	110	PJBCC0049Z	Key, Start	N			All
	111	PJWDF3330AU	LCD, Module	N		For UF-8200	All
		PJWDF3331AU				For UF-7200	
	112	PJGAC0021Z	Lens, LED	N			AU, AUG
	113	PJGAC0020Z	Cover, Active Lamp	N			All
	114	PJHXC0029Z	Sheet, Insulation Left	N			All
	115	PJHXC0030Z	Sheet, Insulation Right	N			All
	116	DLSP-1-8M-01	Spacer	N			All
	1804	PJWPF3330AU	PC Board, PNL 1	N		For UF-8200 PbF	All
		PJWPF3336AU				For UF-7200 PbF	All
	1805	PJWPF3332AU	PC Board, PNL 3	N		PbF	All
	1806	PJWPF3331AU	PC Board, PNL 2	N		For UF-8200 PbF	All
		PJWPF3337AU				For UF-7200 PbF	All
	X8	XTB3+8GFJ	Screw	C			All

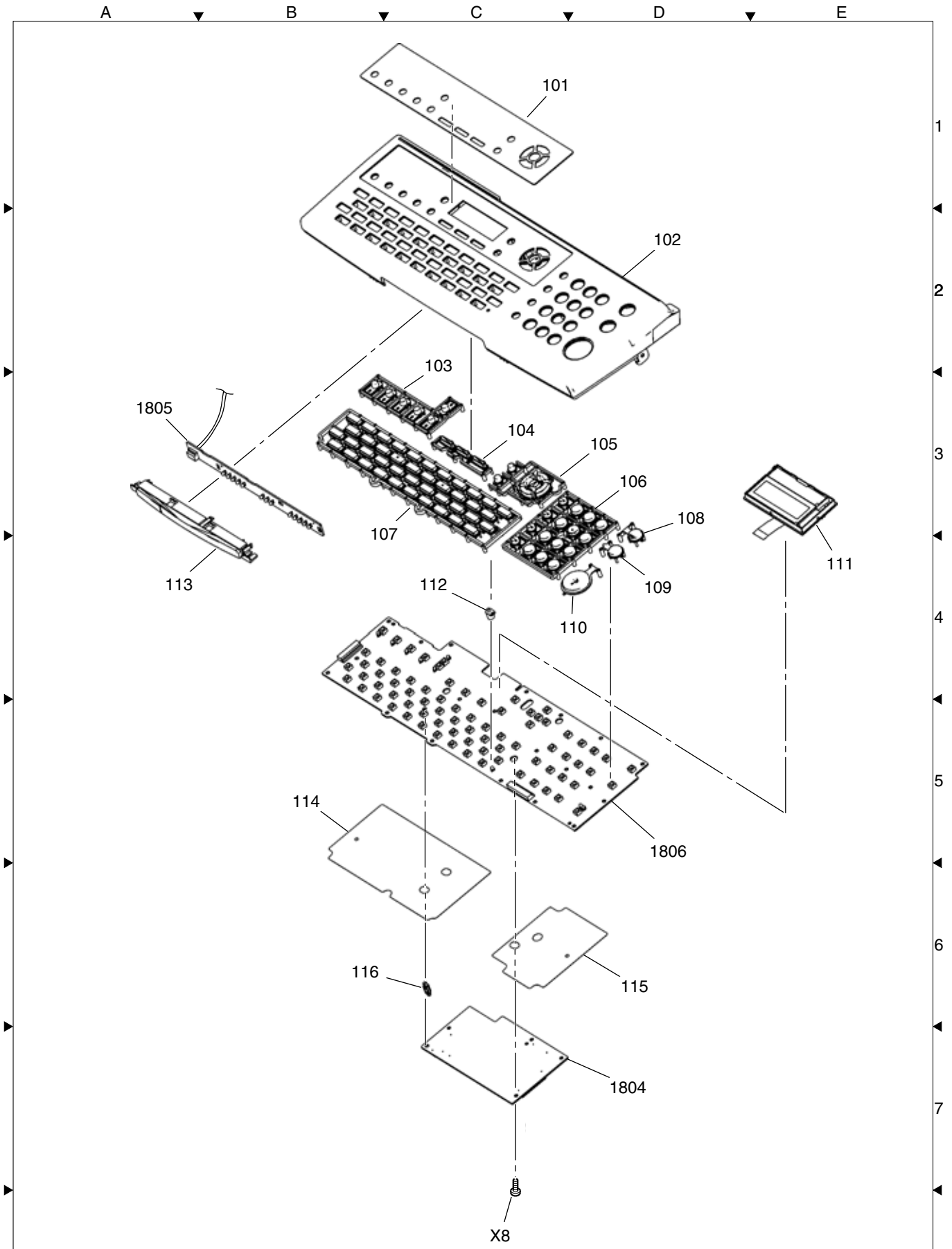


Fig. 1 Control Panel Unit (For USA and Canada)

1.4. Control Panel Unit (For Other Destinations)

Safety Mark	Ref. No.	Parts Number	Part Name	New Parts	Supplier	Remarks	Destination
	201	PJGAC0026Z	Window, LCD	N		For UF-8300	Except AG, AV
		PJGAC0031Z					AG
		PJGAC0033Z					AV
		PJGAC0027Z				For UF-7300	Except AE, AG, AV
		PJGAC0036Z					AE
		PJGAC0032Z					AG
		PJGAC0034Z	AV				
	202	PJGPC0212Z	Cover, Panel	N			Except AE, AG, AV
		PJGPC0257Z					AG
		PJGPC0258Z					AV
		PJGPC0259Z				For UF-7300	AE
	203	PJGDC0030Z	Cover, Directory Sheet	N			Except AE, AG, AV
		PJGDC0048Z					AG, YC
		PJGDC0049Z					AV, EH
		PJGDC0050Z				For UF-7300	AE
	204	PJGXC0001Z	Sheet, White Base	N			Except AU, AUG
	103	PJBCC0057Z	Key, Email	N			All
	104	PJBCC0055Z	Key, Contrast	N			All
	105	PJBCC0053Z	Key, Zoom	N			Except AE, AG, AV
		PJBCC0067Z					AG, AV
		PJBCC0068Z					For UF-7300
	106	PJBCC0048Z	Key, Ten	N			All
	108	PJBCC0050Z	Key, Stop	N			All
	109	PJBCC0051Z	Key, Copy	N			All
	110	PJBCC0049Z	Key, Start	N			All
	111	PJWDF3330AU	LCD, Module	N		For UF-8300	All
		PJWDF3331AU				For UF-7300	
	113	PJGAC0020Z	Cover, Active Lamp	N			All
	114	PJHXC0029Z	Sheet, Insulation Left	N			All
	115	PJHXC0030Z	Sheet, Insulation Right	N			All
	116	DLSP-1-8M-01	Spacer	N			All
	1804	PJWPF3330AU	PC Board, PNL 1	N		For UF-8300 PbF	All
		PJWPF3336AU				For UF-7300 PbF	
	1805	PJWPF3332AU	PC Board, PNL 3	N		PbF	All
	1806	PJWPF3331AU	PC Board, PNL 2	N		For UF-8300 PbF	All
		PJWPF3337AU				For UF-7300 PbF	
	X8	XTB3+8GFJ	Screw	C			All

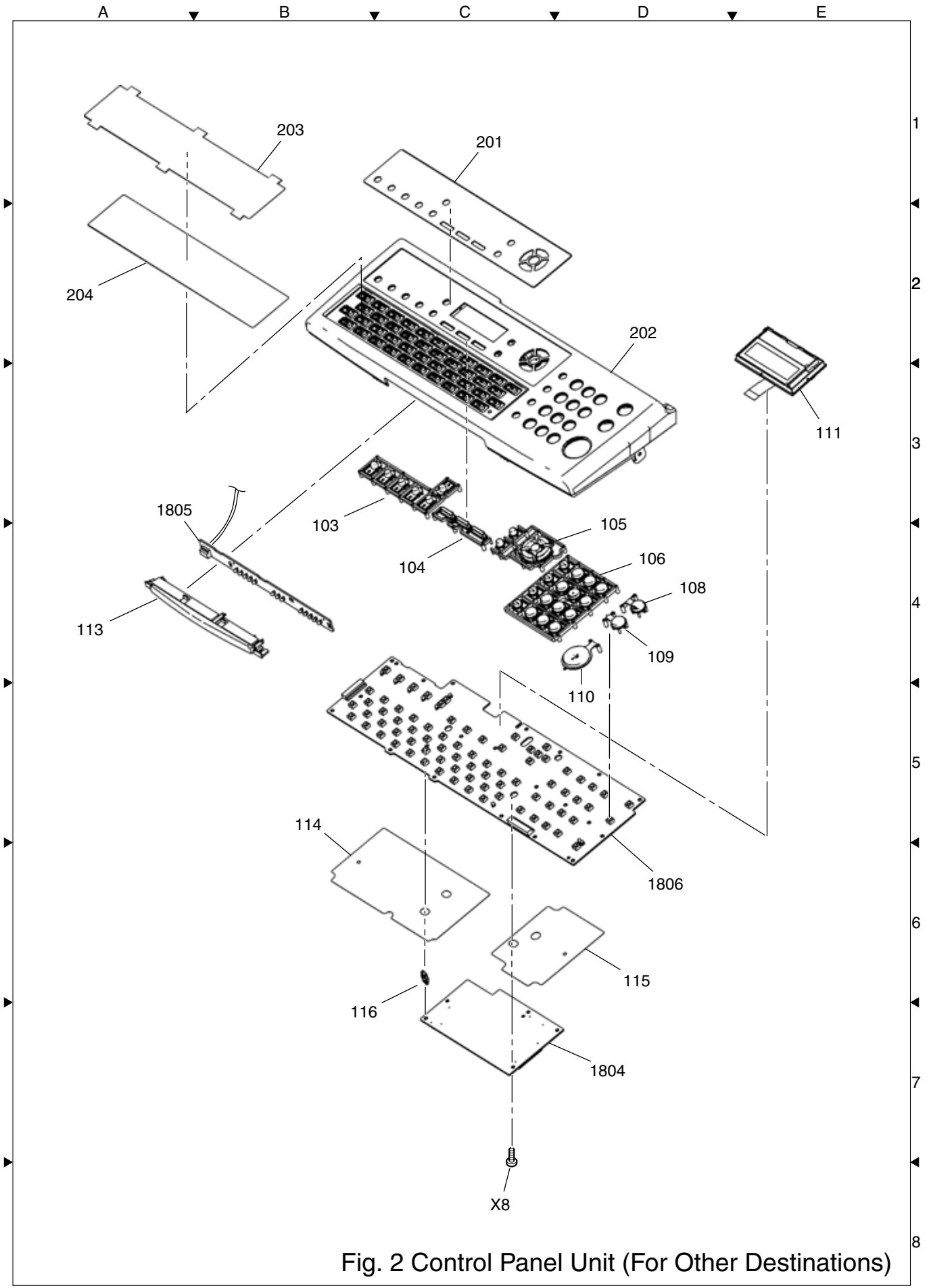


Fig. 2 Control Panel Unit (For Other Destinations)

1.5. ADF

Safety Mark	Ref. No.	Parts Number	Part Name	New Parts	Supplier	Remarks	Destination
	301	PJKCC0022Z	Cover, ADF	N			All
	302	PJHGC0021Z	Sponge	C			All
	303	PJUEC0007Z	Bracket, Guide Cover Rear	C			All
	304	PJBVC0062Z	Spring, Stopper Arm	C			All
	305	PJUIC0008Z	Bracket, Guide Cover Front	C			All
	306	PJBLC0015Z	Arm, Stopper	C			All
	307	PJBAC0003Z	Stopper	C			All
	308	DZJK000061	Mini Clamp	C			All
	309	PJUEC0005Z	Stay, Open Close	C			All
	310	PJBAC0004Y	Lever, Paper Sensor	C			All
	311	PJUKC0008Z	Guide, Upper Paper	C			All
	312	B3NZA0000025	Sensor, Photo	N			All
	313	PJKCC0023Z	Cover, ADF Left	N			All
	314	FFPFA01561	Screw, Shoulder	C			All
	315	PJDGC0012Z	Gear, Paper Transfer Pulley	C			All
	316	PJUIC0069Z	Bracket, Tension Roller	C			All
	317	PJDEC0006Z	Roller, Tension	C			All
	318	60S2M344	Belt, Paper Transfer Timing	C			All
	319	PJUIC0013Z	Bracket, Paper Transfer Motor	C			All
	320	PJDAC0002Z	Pulley, Paper Transfer Motor	C			All
	321	L6HBKXGB0004	Motor, Paper Transfer	N			All
	322	FFPTE2625	Label, Maximum	C			All
	323	PJHRC0007Z-1	Guide, Paper Rear	N			All
	324	PJKNC0004Z-1	Tray	N			All
	325	PJHRC0006Z-1	Guide, Paper Front	N			All
	326	PJDGC0010Z	Rack, Paper Guide	C			All
	327	PJDGC0009Z	Gear, Paper Guide	C			All
	328	PJUKC0145Z	Guide, Sheet Document	N			All
	329	DZGT000007	Brush, Antistatic	C			All
	330	PJKNC0026Z	Cover, Tray	N			All
	331	PJBUC0067Z	Plate, Spring Ground	C			All
	332	PJBVC0012Z	Spring, Tension 2	C			All
	H7	FFPFJ0041B	Snap Ring	C			All
	S6	DZPA000086	Screw	C			All
	Y3	XTW3+6LFJ	Screw	C			All
	Y10	XYN4+F6FJ	Screw	C			All
	Y14	XTW3+8SFJ	Screw	C			All
	Y43	DZPA000098	Screw, Shoulder	C			All

Safety Mark	Ref. No.	Parts Number	Part Name	New Parts	Supplier	Remarks	Destination
	401	PJDGC0008Z	Gear, Paper Feed 2	C			All
	402	PJDBC0002Z	Lever, Feed	C			All
	403	PJDJC0031Z	Bushing	C			All
	404	PJZFF2680MQ	Assembly, Paper Feed Roller Shaft	C			All
	405	PJDEC0032Z	Limitter	C			All
	406	PJDIC0003Z	Arm, Connection	C			All
	407	PJBWC0028Z	Spring, Pick Up Reset	C			All
	408	PJUIC0067Z	Bracket, Pick Up	C			All
	409	PJDGC0059Z	Gear, Paper Feed 2	C			All
	410	PJDGC0058Z	Gear, Paper Feed 1	C			All
	411	PJDRC0004Z	Roller, Feed	C		PM	All
	412	PJDYC0009Z	Shaft, Pick Up	C			All
	413	PJDGC0124Y	Gear, Pick Up 2	C			All
	414	PJDGC0123Z	Gear, Pick Up 1	C			All
	415	PJDRC0005Z	Roller, Pick Up	C		PM	All
	416	EDS-0607M	Edge Saddle	C			All
	417	PJNAC0012Z	Screw, Shoulder	C			All
	418	PJBVC0007Z	Spring, Pressure 1	C			All
	419	PJBVC0008Z	Spring, Pressure 2	C			All
	420	PJDJC0005Z	Holder, Spring	C			All
	421	PJWUF3330AU	CIS	N		PM	All
	422	DZHP000237	Unit, Stamp	C			AU, AUG
		DZHP000240					Except AU, AUG
	423	PJDBC0004Z	Actuator, Registration Sensor	C			All
	424	L9AAAABA0004	Solenoid, Stamp	C			All
	425	PJUEC0326Z	Stay, Open Close 2	N			All
	426	DZJK000051	Clamp, Flat	N			All
	427	PJNW4111Z	Spacer	C	OAPD		All
	428	PJDRC0006Z	Roller, Reverse Transfer	C			All
	429	PJBUC0065Z	Spring, Rear Pressure	C			All
	430	PJDYC0002Z	Shaft, Reverse Transfer roller 1	C			All
	431	PJDYC0003Z	Shaft, Reverse Transfer roller 2	C			All
	432	PJBUC0064Z	Spring, Front Pressure	C			All
	433	PJUJC0076Z	Guide, Paper	C			All
	434	PJUJC0006Z	Guide, Paper	C			All
	435	PJUAC0270Z	Frame, Front Side	N			All
	436	PJBWC0062Z	Spring, Rear Damper	N			All
	437	PJHEC0018Z	Pad, ADF	C		PM	All
	438	PJUJC0010Z	Cover, Separation Roller	C			All
	439	PJDRC0007Z	Roller, Separation	C		PM	All
	440	PJZFF2681MQ	Assembly, Separation Roller Shaft	C			All
	441	PJUIC0009Z	Bracket, Separation Roller	C			All
	442	PJUGC0008Z	Shaft, Separation Fulcrum	C			All
	443	PJBVC0009Z	Spring, Separation	C			All
	444	PJBUC0016Z	Spring, Ground Plate	C			All
	445	PJUJC0009Z	Plate, Separation Guide	C			All
	446	PJUJC0144Z	Sponge 3	C			All
	447	PJUAC0269Z	Frame, Rear Side	N			All
	448	PJDGC0005Z	Gear, Paper Feed	C			All
	449	PJDEC0005Z	Roller, Pitch	C			All
	450	DZJM001358	Sheet, Protect	C			All
	308	DZJK000061	Mini Clamp	C			All

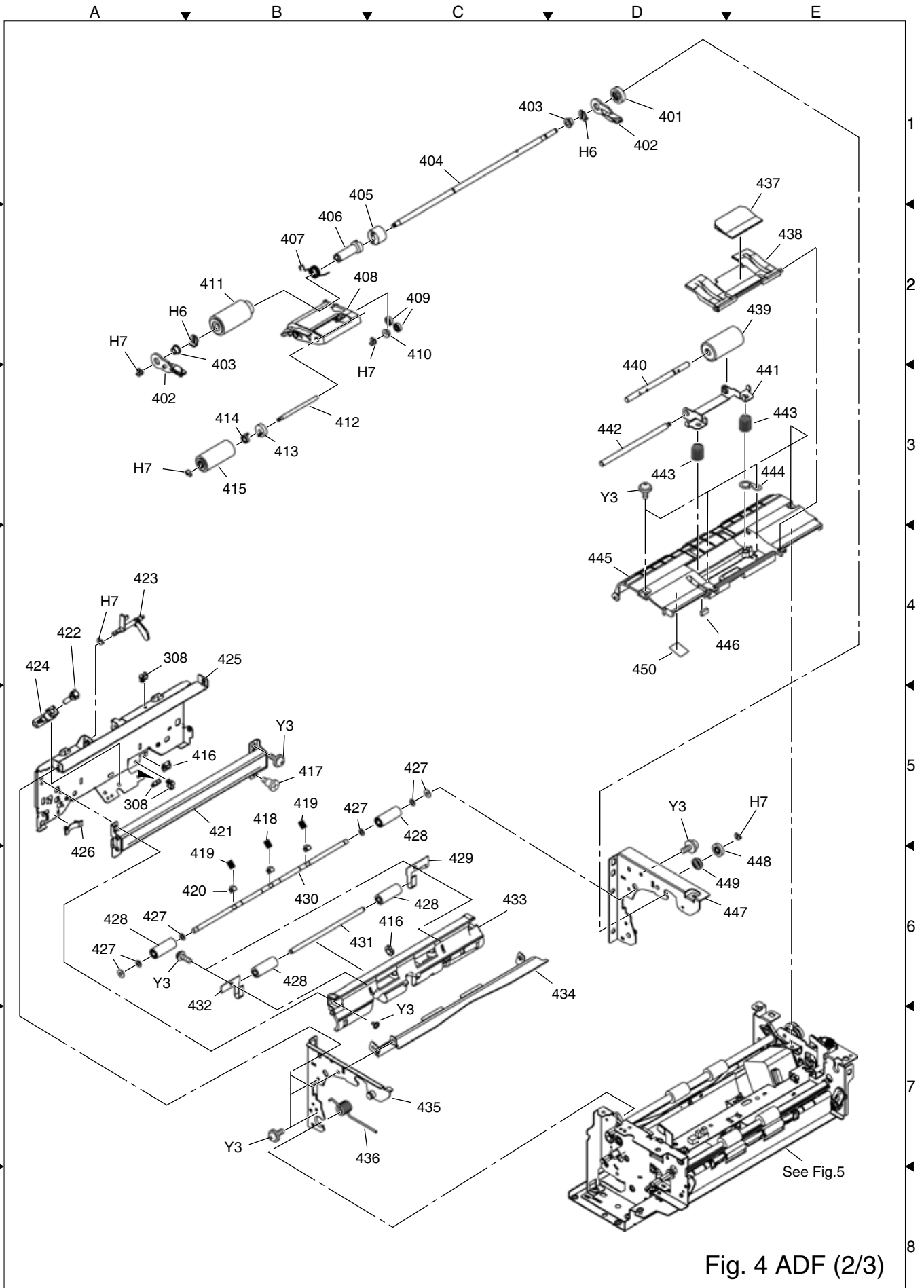


Fig. 4 ADF (2/3)

Safety Mark	Ref. No.	Parts Number	Part Name	New Parts	Supplier	Remarks	Destination
	H6	FFPFJ0033B	Snap Ring	C			All
	H7	FFPFJ0041B	Snap Ring	C			All
	Y3	XTW3+6LFJ	Screw	C			All

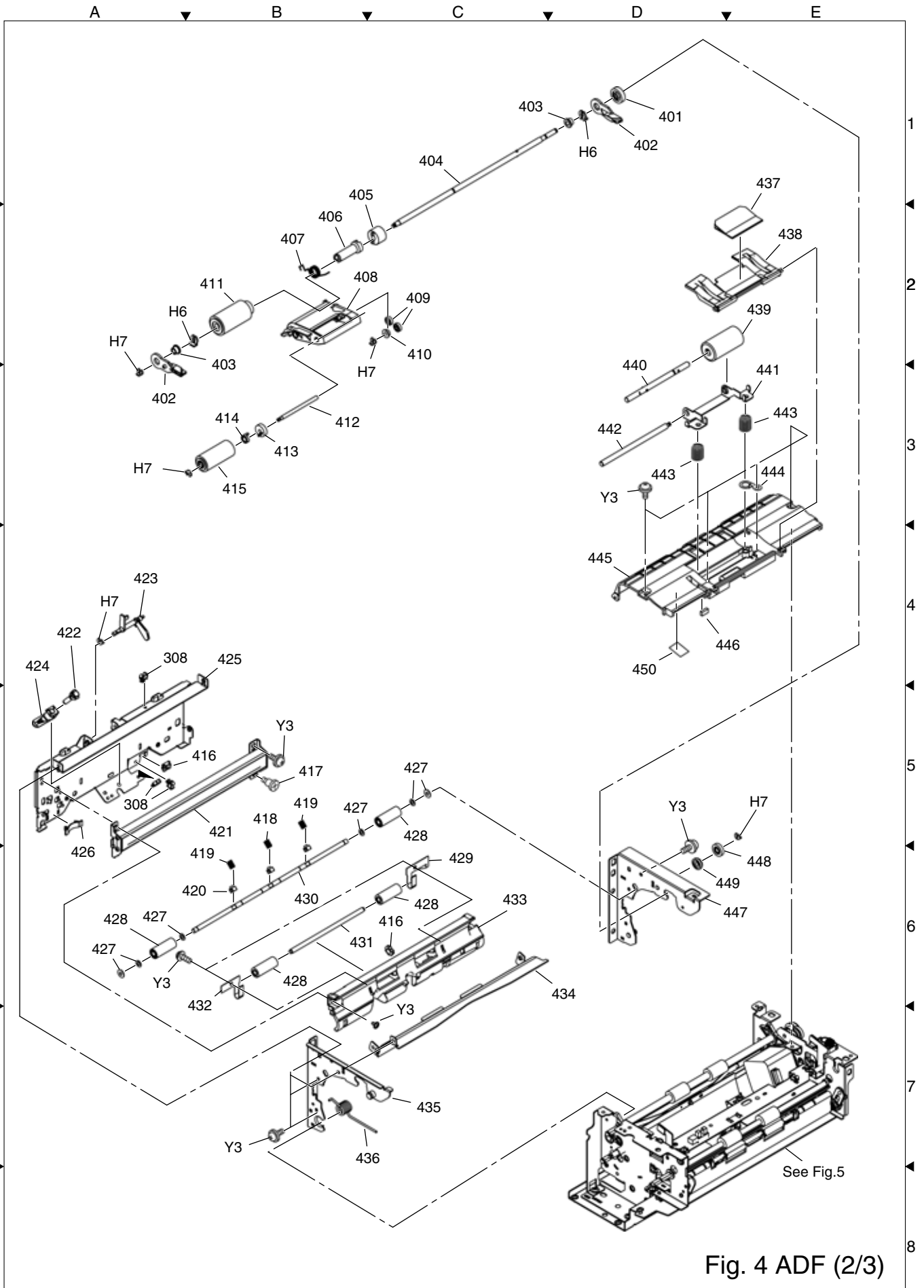


Fig. 4 ADF (2/3)

Safety Mark	Ref. No.	Parts Number	Part Name	New Parts	Supplier	Remarks	Destination
	501	PJDJC0030Z	Bushing	C			All
	502	PJDRC0010Z	Roller, Transfer 2	C			All
	503	PJUIC0400Z	Bracket, Open Close Sensor	N			All
	504	PJUEC0011Z	Stay 2	C			All
	505	PJDGC0011Z	Gear, Paper Feed Pulley	C			All
	506	PJUIC0068Z	Plate, Holding	C			All
	507	PJBVC0006Z	Spring, Lock Lever	C			All
	508	PJUEC0009Z	Lever, Rear Lock	C			All
	509	PJUEC0055Z	Holder, Plate	C			All
	510	40S2M120	Belt, Paper Transfer Timing	C			All
	511	DZLA000237	Roller, Pinch	C			All
	512	PJUAC0271Z	Plate, Rear Side	N			All
	513	PJBUC0066Z	Spring, Paper Feed Tension	C			All
	514	DZJK000101	Clamp	C			All
	515	PJDAC0001Z	Pulley, Paper Feed Motor	C			All
	516	L6HBHJGB0001	Motor, Paper Feed	N			All
	517	DZJK000017	Edge Saddle	C			All
	518	PJUIC0234Z	Bracket, Tray	C			All
	519	PJUDC0006Z	Holder, Rear Shaft	C			All
	520	PJUJC0012Z	Guide, Paper	C			All
	521	PJBWC0066Z	Spring, Document Eject Sensor	N			All
	522	PJDBC0003Z	Lever, Document Eject Sensor	C			All
	523	PJDRC0009Z	Roller, Transfer 1	C			All
	524	PJUJC0005Z	Holder, Front Shaft	C			All
	525	PJUJC0011Z	Guide, Paper Transfer	C			All
	526	PJHRC0035Z	Sheet, White	C		PM	All
	527	PJUIC0119Z	Guide, Reading	C			All
	528	PJBUC0051Z	Spring, Reading Guide Pressure	C			All
	529	PJUJC0012Z	Stay 3	C			All
	530	PJUJC0008Z	Lever, Front Lock	C			All
	531	PJUAC0272Z	Plate, Front Side	N			All
	533	PJUJC0010Z	Stay 1	C			All
	534	PJDYC0005Z	Shaft, Reverse Exit Roller	C			All
	535	PJBVC0010Z	Spring, Paper Exit Pressure	C			All
	536	PJDRC0062Z	Roller, Reverse Exit	C			All
	537	PJUJC0013Z	Guide, Paper Exit	C			All
	538	PJUAC0262Z	Base, ADF	N			All
	539	PJDJC0067Z	Bearing	C			All
	540	PJDRC0035Z	Roller, Exit	C			All
	541	GSF-061003	Bushing	N			All
	308	DZJK000061	Mini Clamp	C			All
	312	B3NZA0000025	Sensor, Photo	N			All
	416	EDS-0607M	Edge Saddle	C			All
	426	DZJK000051	Clamp, Flat	N			All
	448	PJDGC0005Z	Gear, Paper Feed	C			All
	449	PJDEC0005Z	Roller, Pitch	C			All
	1807	PJWPF333EAU	PC Board, CRB	N		RTL, PbF	All
	Y3	XTW3+6LFJ	Screw	C			All

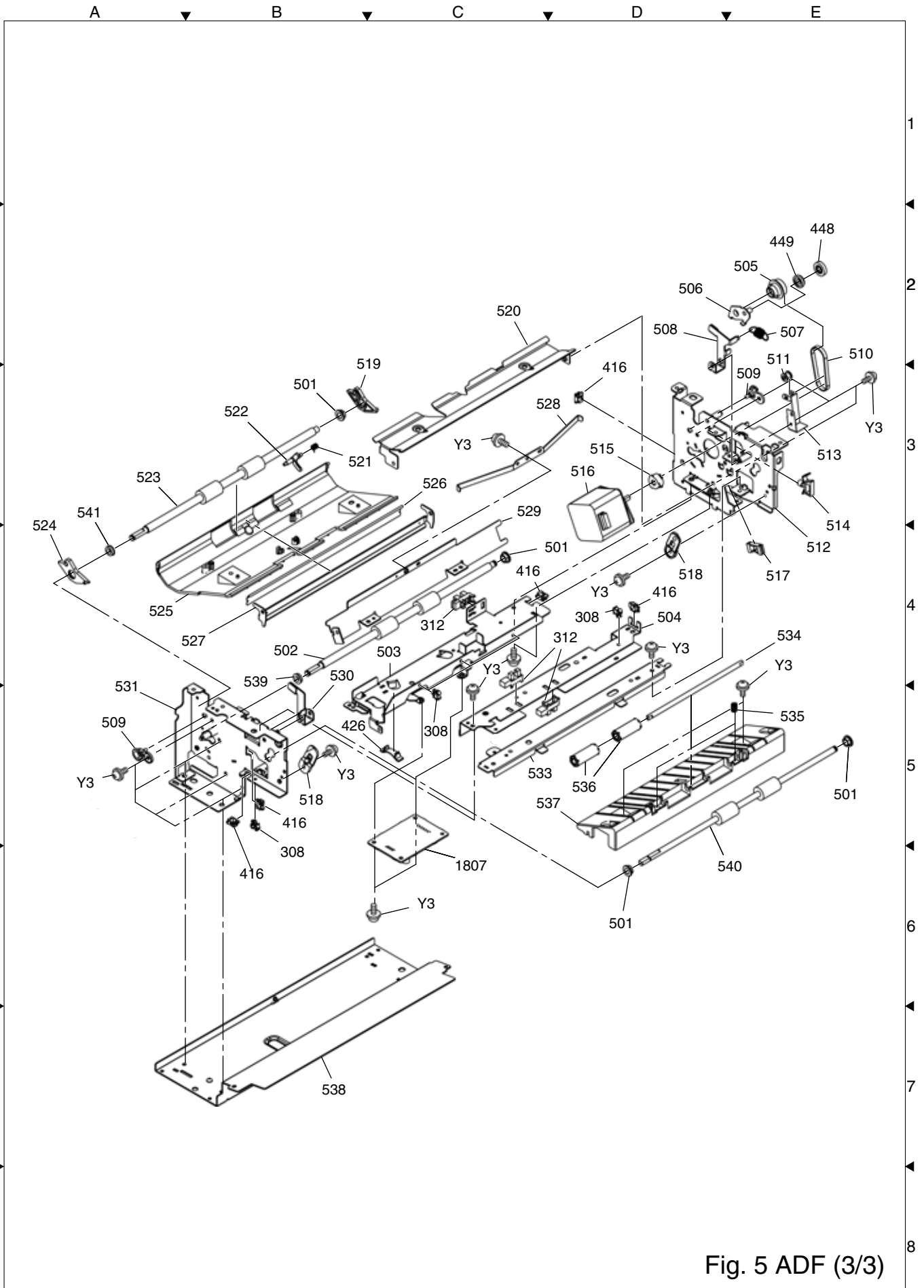


Fig. 5 ADF (3/3)

1.6. Cover Assembly and Handset

Safety Mark	Ref. No.	Parts Number	Part Name	New Parts	Supplier	Remarks	Destination
	601	PJKMC0029Z	Cover, Top	N			All
	602	PJKMC0023Z	Cover, Exit	N			All
	603	PJKNC0025Z	Tray, Rx	N			All
	604	PJKMC0026Z	Cover, Rear	N			Except AUG
		PJKMC0026Y					AUG
	605	PJKMC0030Z	Cover, SD Card	N			All
	606	PJKMC0024Z	Cover, Rx Exit L	N			All
	607	XTW3+10PFJ	Screw	N			All
	608	PJWEF3330AU	Assembly, Speaker	N			All
	609	PJKMC0025Z	Cover, Front	N			All
	610	PJBAB0011Z	Hook	C	OAPD		All
	611	DZKK000090	Stopper, Tray	C			All
	612	DZLA000080	Roller, Pinch	C			All
	613	DZKP000084	Spring, Pinch Roller	C			All
	614	PJKCC0021Z	Cover, Right	N			All
	615	PJSSC0004Z	Handset	C		Refer to 1.2.1.	All
	616	DZFN000060	Cord, Handset	C		Refer to 1.2.1.	All
	617	DZJE001313	Cradle, Upper	C		Refer to 1.2.1.	AU
		DZMA004842		N	Except AU		
⚠	618	DZEC104104R	PC Board, SRU	C		RTL, PbF Refer to 1.2.1.	AU
		DZEC102525R					AK
		DZEC103807R					YX
		DZEC102566R					YC
		DZEC102527R					YW
		DZEC102567R					AE
		DZEC103805R					YR
	619	PJJWC0006Z	Cord, Cradle	C		Refer to 1.2.1.	Except AK
		PJJWC0007Z					AK
	620	DZJE001315	Cradle, Lower	C		Refer to 1.2.1.	AU
		DZMA004841		N	Except AU		
	621	PJGFC2340Z	Label, Cartridge Setting	N			All
	S6	DZPA000086	Screw	C			All
	X6	XTB3+8JFJ	Screw	C		Refer to 1.2.1.	All
	X8	XTB3+8GFJ	Screw	C			All

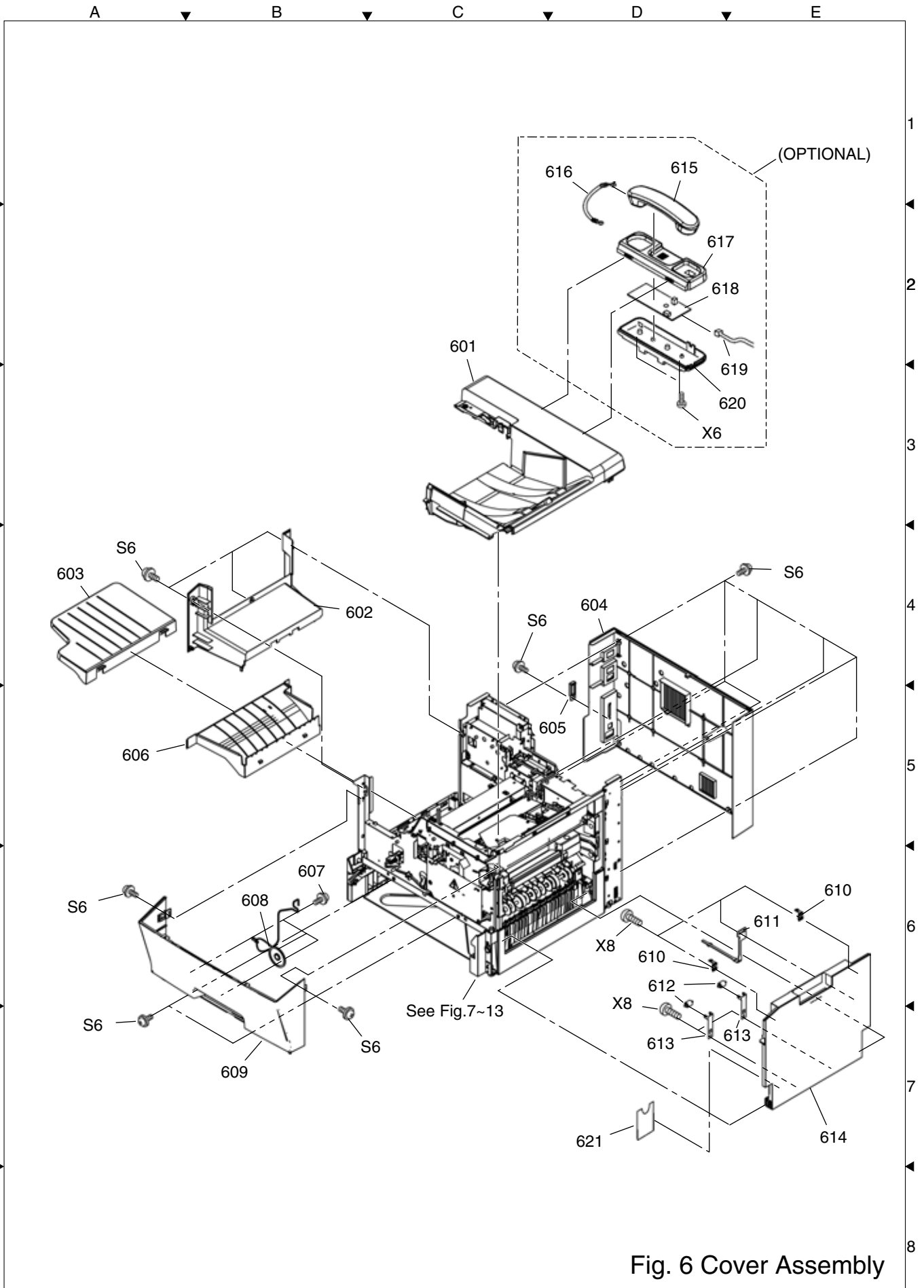


Fig. 6 Cover Assembly

1.7. Rear Parts

Safety Mark	Ref. No.	Parts Number	Part Name	New Parts	Supplier	Remarks	Destination
⚠	701	PJWEF3331AU	Assembly, AC Inlet	N		Without Power Switch	Except AUG
		PJWEF3331QU				With Power Switch	AUG
	702	DZJK000070	Locking Mini Clamp	C			All
	703	PJUDC0057Z	Cover, LVPS	N			All
	704	DZJH000020	Support	C			All
	705	DZJK000045	Locking Mini Clamp	C			All
	706	FCR-60-V0	Clamp, Flat	N			All
	707	FGCS-5	Clamp	N			All
	708	PJUDC0060Z	Holder, SC	N			All
	709	PJUDC0054Z	Duct, Fan	N			All
	710	L6FALEGK0009	Motor, Fan	C	OAPD		All
	711	XTW3+35SFJ7	Screw	C	OAPD		All
	713	PJBUC0126Z	Plate, Ground	N			All
	714	PJUDC0061Z	Cover, SC	N			All
	715	PJUDC0062Z	Holder, MJR	N			All
	716	PJUDC0063Z	Holder, G3	N			All
	717	PJUDC0064Z	Cover, G3	N			All
	718	PJHEC0015Z	Sheet, Himelon	C			All
	514	DZJK000101	Clamp	C			All
	517	DZJK000017	Edge Saddle	C			All
⚠	1701	PJWPF3334AU	PC Board, SC	N		For UF-8200 RTL, PbF	AU, AUG
		PJWPF3335AU				For UF-7200 RTL, PbF	
		PJWPF3334EB				For UF-8300 RTL, PbF	AL, EB, ES
		PJWPF3334AG					AG
		PJWPF3334AV					AV
		PJWPF3334EP					EE, EP
		PJWPF3334ER					ER
		PJWPF3334YC					YC
		PJWPF3335EB				For UF-7300 RTL, PbF	AL, EB, ES
		PJWPF3335AG					AG
		PJWPF3335AV					AV
		PJWPF3335EP					EH, EP
		PJWPF3335ER					ER
		PJWPF3335YC					YC
PJWPF3335AE	AE						
⚠	1702	PJWPF3339AU	PC Board, MJR	N		RTL, PbF	AU, AUG, ES
		PJWPF3339EB					Except AU, AUG, ES
⚠	1703	PJWPF333GAU	PC Board, G3B	N		RTL, PbF	All
	1704	PJWPF3338AU	PC Board, SPC	N		RTL, PbF	All
⚠	1706	N0AB3GG00003	LVPS	N		PbF	AU, AUG, AE
		N0AC3GG00003					Except AU, AUG, AE
	2501	-----	Hardware Key				All
	Y3	XTW3+6LFJ	Screw	C			All

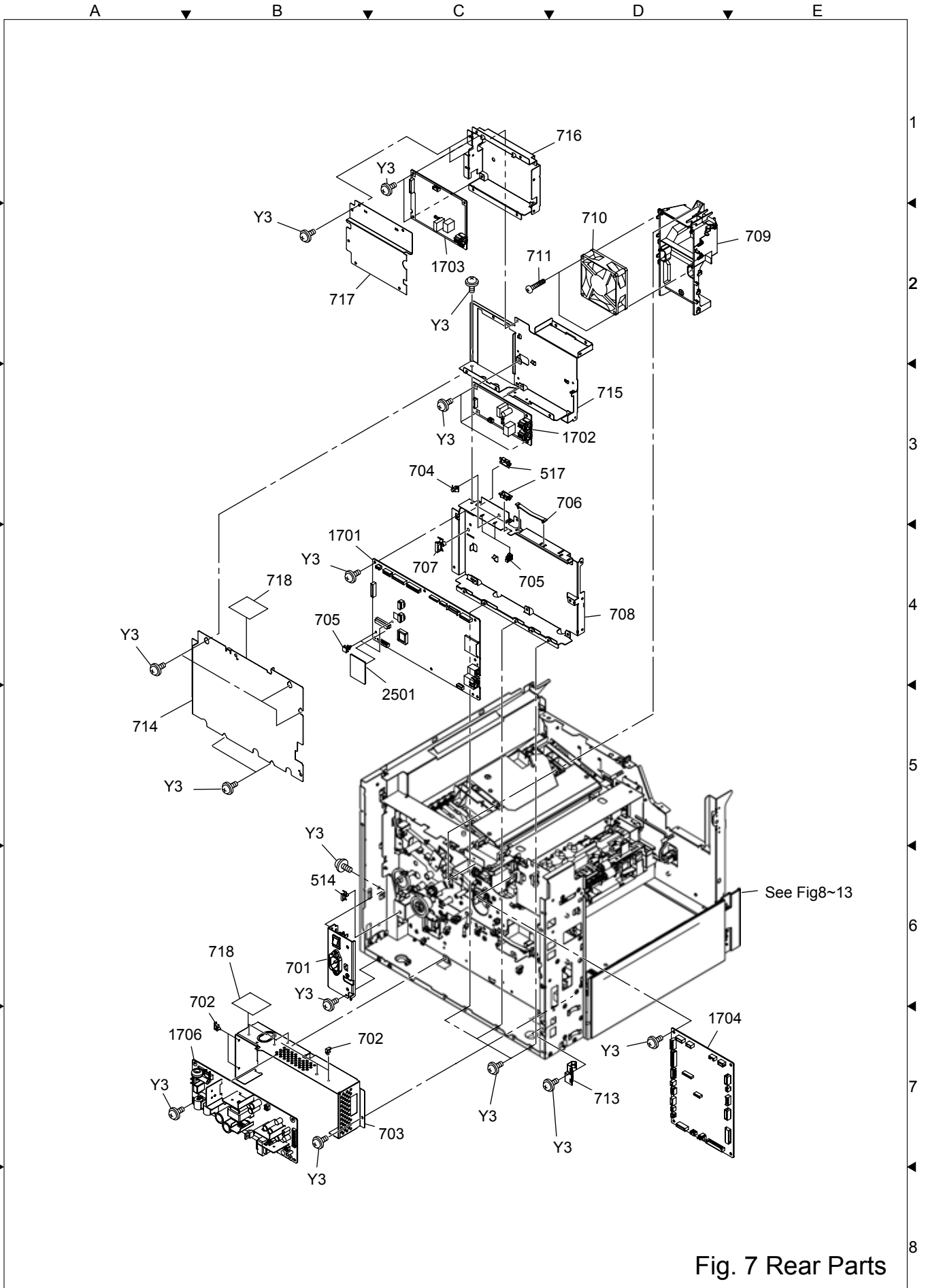
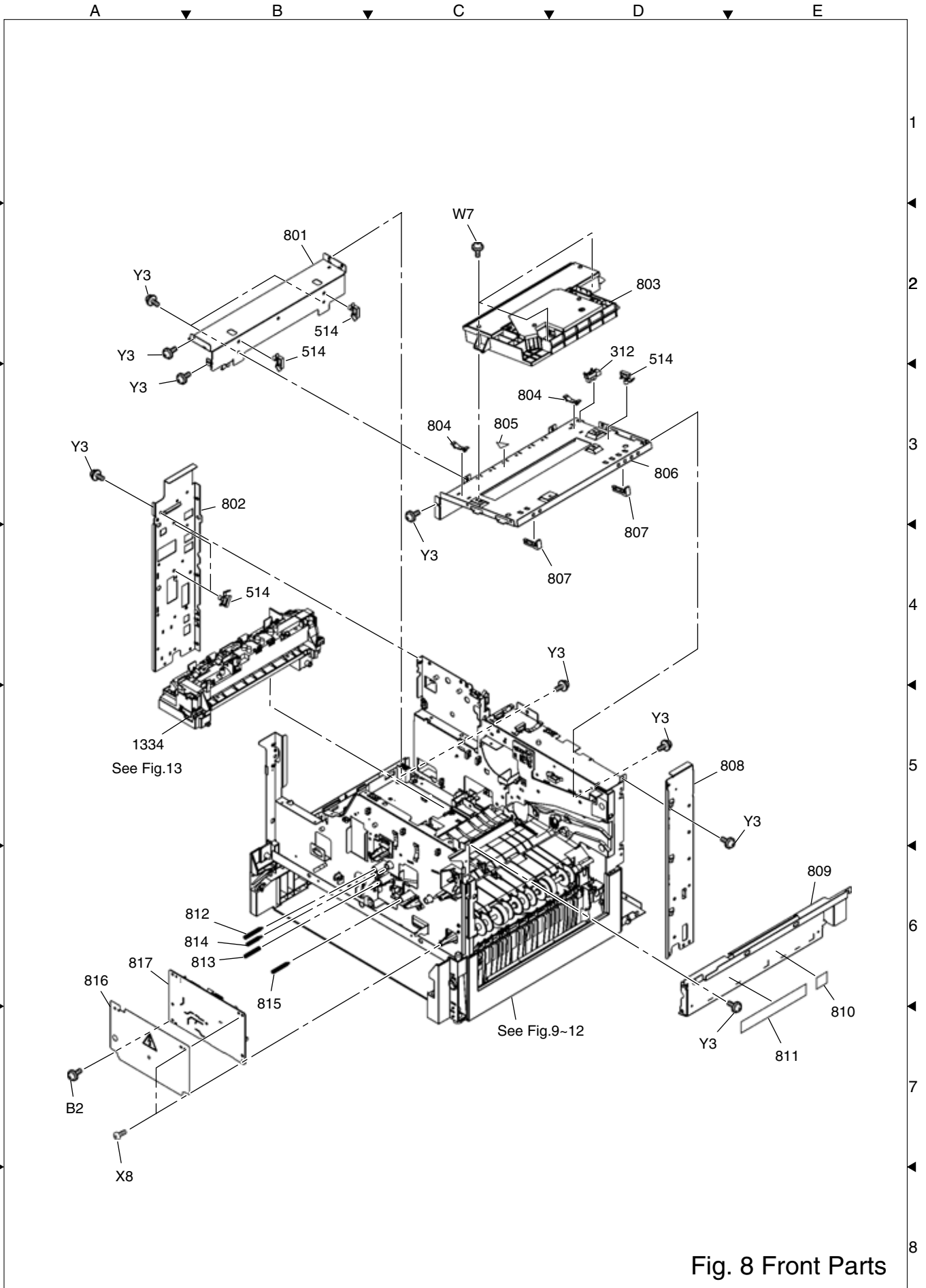


Fig. 7 Rear Parts

1.8. Front Parts

Safety Mark	Ref. No.	Parts Number	Part Name	New Parts	Supplier	Remarks	Destination
	801	PJUAC0254Z	Frame, Middle	N			All
	802	PJUAC0258Z	Frame, Left	N			All
⚠	803	LPA1601KP-AR	LSU	N			All
	804	FCR-20-V0	Clamp, Flat	N			All
	805	PJQTB0009Z	Label, Fuser Caution	N			All
	806	PJUAC0257Z	Holder, LSU	N			All
	807	PJHRC0425Z	Rib, Cartridge	N			All
	808	PJUAC0259Z	Frame, Right	N			All
	809	PJUAC0263Z	Handle, Right	N			All
	810	PJQTB0006Z	Label, Hot Surface Caution	C			All
	811	DZNK005395	Label, Laser Caution	C			Except AE
	812	PJDSB0033Z	Spring, Grid	C	OAPD		All
	813	PJDSB0009Y	Spring, OPC	C	OAPD		All
	814	PJDSB0148Z	Spring, Charge	C	OAPD		All
	815	PJDSB0149Z	Spring, Developer	C	OAPD		All
	816	PJQTB0263Z	Sheet, HVPS Insulation	C			All
⚠	817	N0GG4E000002	HVPS	C	OAPD	PbF	All
	312	B3NZA0000025	Sensor, Photo	N			All
	514	DZJK000101	Clamp	C			All
⚠	1334	PJZSF3330AUC	Assembly, Fuser Unit	N		PM	AU, AUG, AE
		PJZSF3330EBC					Except AU, AUG, AE
	B2	XYC3+FF8FJ	Screw	C			All
	W7	PJNAC0003Y	Screw	C			All
	X8	XTB3+8GFJ	Screw	C			All
	Y3	XTW3+6LFJ	Screw	C			All



1.9. Mechanical Base

Safety Mark	Ref. No.	Parts Number	Part Name	New Parts	Supplier	Remarks	Destination
	901	PJHRB0324Z	Holder, Transfer Roller	C	OAPD		All
	902	PJNW525Z	Spacer	C	OAPD		All
	903	PJDGB0057Z	Gear, Transfer	C	OAPD		All
	904	PJHRB0078Z	Bushing	C	OAPD		All
	905	PJDSB0040Z	Spring, Transfer	C	OAPD		All
	906	PJDRB0081Z	Roller, Bias Transfer	C	OAPD	PM	All
	907	PJMDB0157Z	Sheet, Discharge	N			All
	908	PJDJB0020Z	Bearing, U	C	OAPD		All
	909	PJUDC0065Z	Angle, Discharge	N			All
	910	PJDJB0019Z	Bushing	C	OAPD		All
	911	PJHRB0077Z	Guide	N			All
	912	PJDRC0150Z	Roller, Registration	N			All
	913	DZLM000050	Bushing, P6L8	C			All
	914	PJDRC0151Z	Roller, Feed	N		PM	All
	915	PJUAC0260Z	Guide, Paper	N			All
	916	PJDSB0035Z	Spring, Registration	C	OAPD		All
	917	PJHRB0076Z	Actuator, Paper Path Sensor	C	OAPD		All
	918	PJHRB0075Z	Actuator, Registration Sensor	C	OAPD		All
	919	PJDGB0038Z	Gear, Registration Roller	C	OAPD		All
	920	PJDJ05041RZ	Bearing, R5	C	OAPD		All
	921	DZLF000132	Gear, Drive E34	C			All
	922	PJMCC0157Z	Sheet, Ground	N			All
	815	PJDSB0149Z	Spring, Developer	C	OAPD		All
	1801	PJWPF333BAU	PC Board, Registration Sensor	N		RTL, PbF	All
	1802	PJWPF333AAU	PC Board, Exit Sensor	N		RTL, PbF	All
	X1	XTB3+10GFJ	Screw	C			All
	X8	XTB3+8GFJ	Screw	C			All
	Y7	XNC3FJ	Square Head Nut	C			All

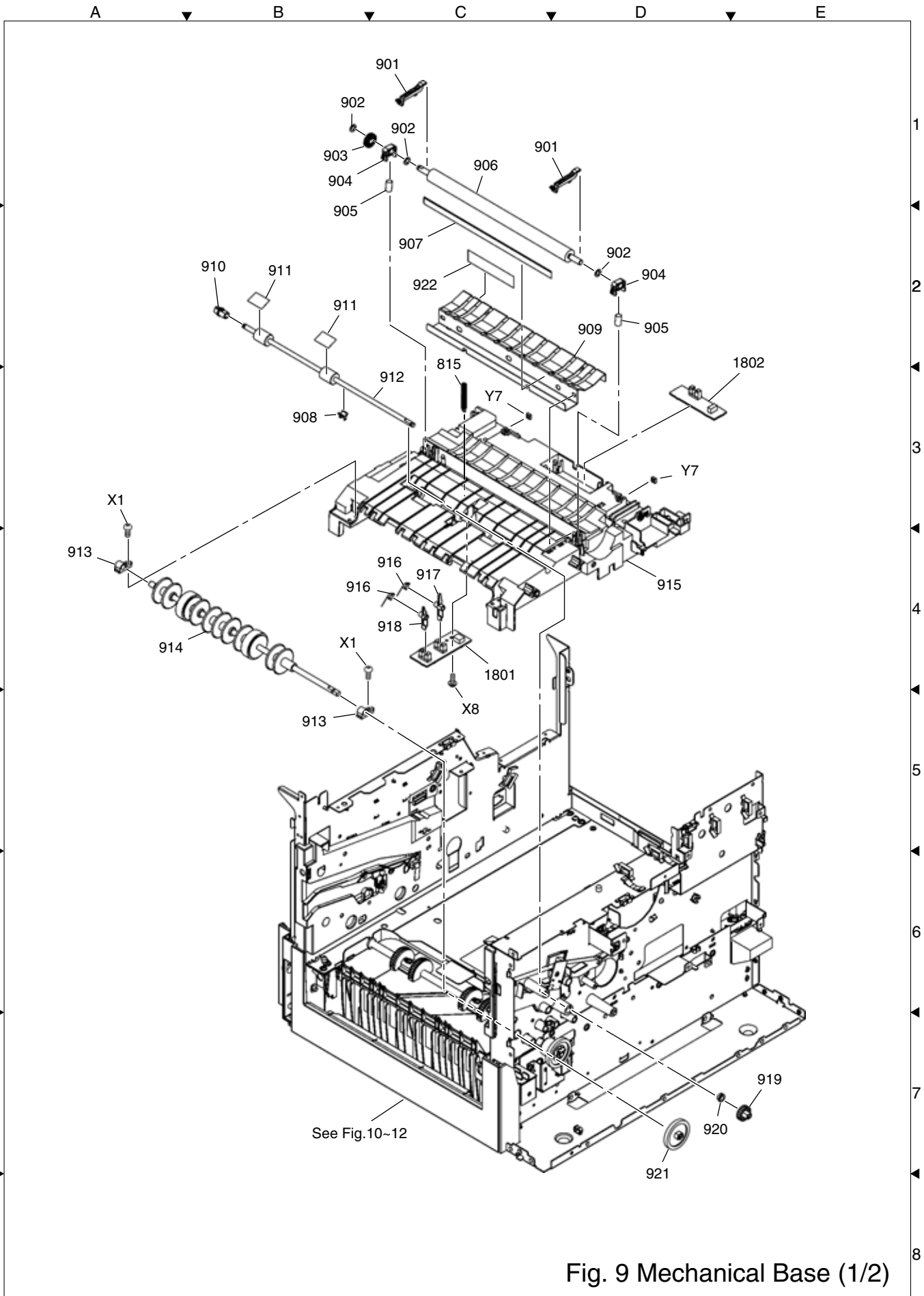


Fig. 9 Mechanical Base (1/2)

Safety Mark	Ref. No.	Parts Number	Part Name	New Parts	Supplier	Remarks	Destination
	1001	PJUAC0255Z	Plate, Frame Rear	N			All
	1002	EDS-1L-V0	Edge Saddle	N			All
	1003	K1LA02A00034	Connector	N			All
	1004	PJDSB0008Z	Spring, Right OPC	C	OAPD		All
⚠	1006	PJWSF3330AU	Assembly, Interlock Switch	N			All
	1007	PJUAC0256Z	Frame, Rear Mold	N			All
	1008	PJDSB0010Z	Spring, Right Registration	C	OAPD		All
	1009	PJGFC2339Z	Label, Cartridge Target	N			All
	1010	PJQTB0021Z	Label, Arrow	N			All
	1011	PJDSB0043Z	Spring, Left Registration	C	OAPD		All
	1012	PJUAC0253Z	Frame, Front Mold	N			All
	1013	PJDSB0026Z	Spring, Left OPC	C	OAPD		All
	1014	PJUSB0008Z	Plate, Transfer Bias Roller	C	OAPD		All
	1015	PJUAC0252Z	Plate, Front Frame	N			All
	308	DZJK000061	Mini Clamp	C			All
	514	DZJK000101	Clamp	C			All
	517	DZJK000017	Edge Saddle	C			All
	702	DZJK000070	Locking Mini Clamp	C			All
	804	FCR-20-V0	Clamp, Flat	N			All
	1803	PJWPF333CAU	PC Board, Toner Empty Sensor	N		RTL, PbF	All
	X8	XTB3+8GFJ	Screw	C			All
	Y3	XTW3+6LFJ	Screw	C			All

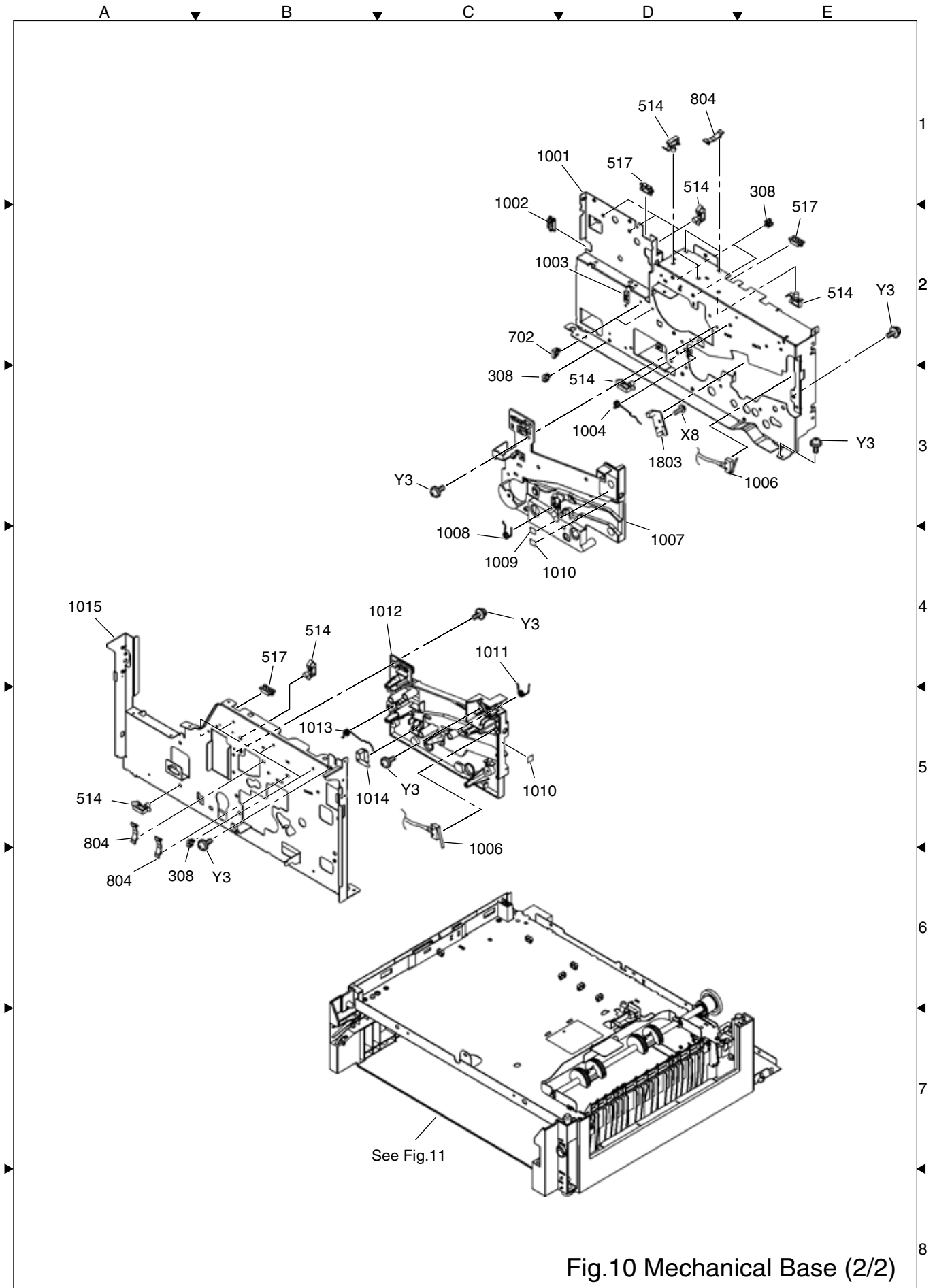


Fig.10 Mechanical Base (2/2)

1.10. Bottom Parts

Safety Mark	Ref. No.	Parts Number	Part Name	New Parts	Supplier	Remarks	Destination
	1101	DZLF000131	Gear, E34	C			All
	1102	DZKN000073	Spring, Coil Clutch	C			All
	1103	DZJB000024	Case, Clutch	C			All
	1104	DZJM000086	Drum, Clutch	C			All
	1105	PJDJC0032Z	Bushing	C			All
	1106	DZLA000081	Roller, Paper Feed	C		PM	All
	1107	PJDFC0252Z	Shaft, Roller	N			All
	1108	DZLM000006	Bushing	C			All
	1109	DZKK000020	Actuator, No Paper	C			All
	1110	DZGT000017	Solenoid, DC	C			All
	1111	PJUIC0362Z	Bracket, Solenoid	N			All
	1112	PJUAC0250Z	Base, Rear	N			All
	1113	PJUAC0131Z	Rail, Left	N			All
	1114	PJUAC0387Z	Roller, Rail	N			All
	1115	DZJN000015	Rubber, Leg	C			All
	1116	PJUAC0249Z	Base, Front	N			All
	1117	PJUAC0251Z	Base, Center	N			All
	1118	PJURC0076Z	Cover, Sensor B	N			All
	1119	PJUAC0132Z	Rail, Right	N			All
	1120	PJHRC0435Z	Guide, Paper A	N			All
	1121	PJUAC0261Z	Plate, Bottom	N			All
	308	DZJK000061	Mini Clamp	C			All
	312	B3NZA0000025	Sensor, Photo	N			All
	G6	FFPFJ0039B	One Touch E Ring	C			All
	H6	FFPFJ0033B	Snap Ring	C			All
	X3	XYN3+F8FJ	Screw	C			All
	X8	XTB3+8GFJ	Screw	C			All
	Y3	XTW3+6LFJ	Screw	C			All

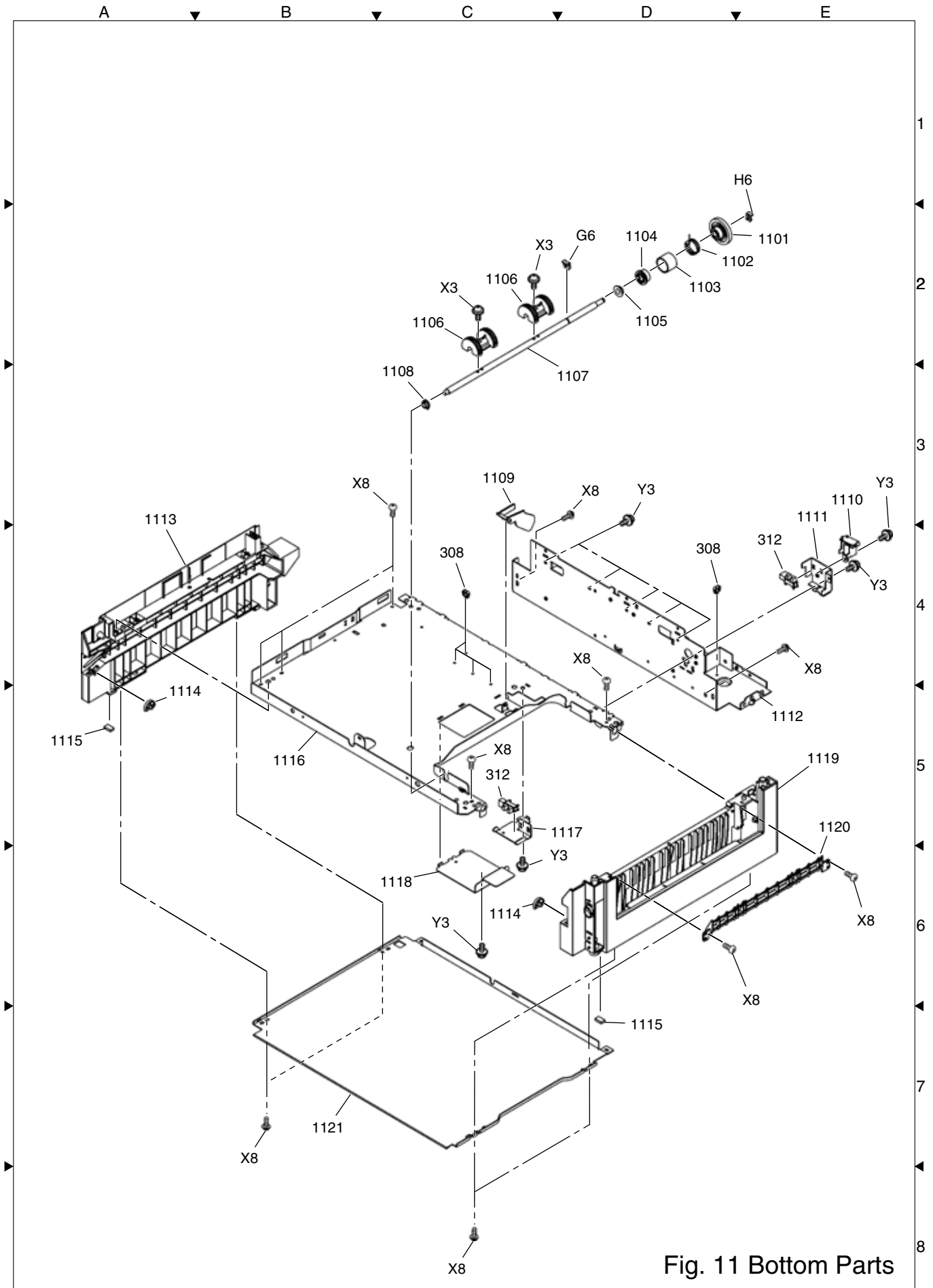


Fig. 11 Bottom Parts

1.11. Motor and Drive Gear Unit

Safety Mark	Ref. No.	Parts Number	Part Name	New Parts	Supplier	Remarks	Destination
	1201	L6CBKKEK0001	Motor, DC	N			All
	1202	PJWFM3330AU	Assembly, Registration Solenoid	N			All
	1203	PJBVC0176Z	Spring, Lever	N			All
	1204	PJUSB0025Z	Spring, Ground	C	OAPD		All
	1205	PJUIC0364Z	Assembly, Drive Gear Bracket	N			All
	1206	DZPK000017	Spacer	C			All
	1207	PJBVC0177Z	Spring	N			All
	1208	PJDGC0218Z	Gear, G22	N			All
	1209	PJDGC0219Z	Gear, G23	N			All
	1211	PJDGB0023Z	Gear, Z24 Fuser	C	OAPD		All
	1212	PJDGB0051Z	Gear, Fuser Drive	C	OAPD		All
	1213	PJDGB0048Z	Gear, OPC A	C	OAPD		All
	1214	PJDGB0047Z	Gear, OPC B	C	OAPD		All
	1215	PJDGC0217Z	Gear, G7G8	N			All
	1216	PJDGC0216Z	Gear, G9G10	N			All
	1217	PJDGC0214Z	Gear, G11	N			All
	1218	PJDGC0215Z	Gear, G12G13	N			All
	1219	PJDGB0029Z	Gear, Planetary	C	OAPD		All
	1220	PJDGB0028Z	Gear, Ratchet	C	OAPD		All
	1221	PJDGB0043Z	Gear, Registration Arm	C	OAPD		All
	1222	PJDGB0042Z	Gear, Registration Internal	C	OAPD		All
	718	PJHEC0015Z	Sheet, Himelon	C			All
	902	PJNW525Z	Spacer	C	OAPD		All
	3F	XYN3+F5FJ	Screw	C			All
	Y3	XTW3+6LFJ	Screw	C			All

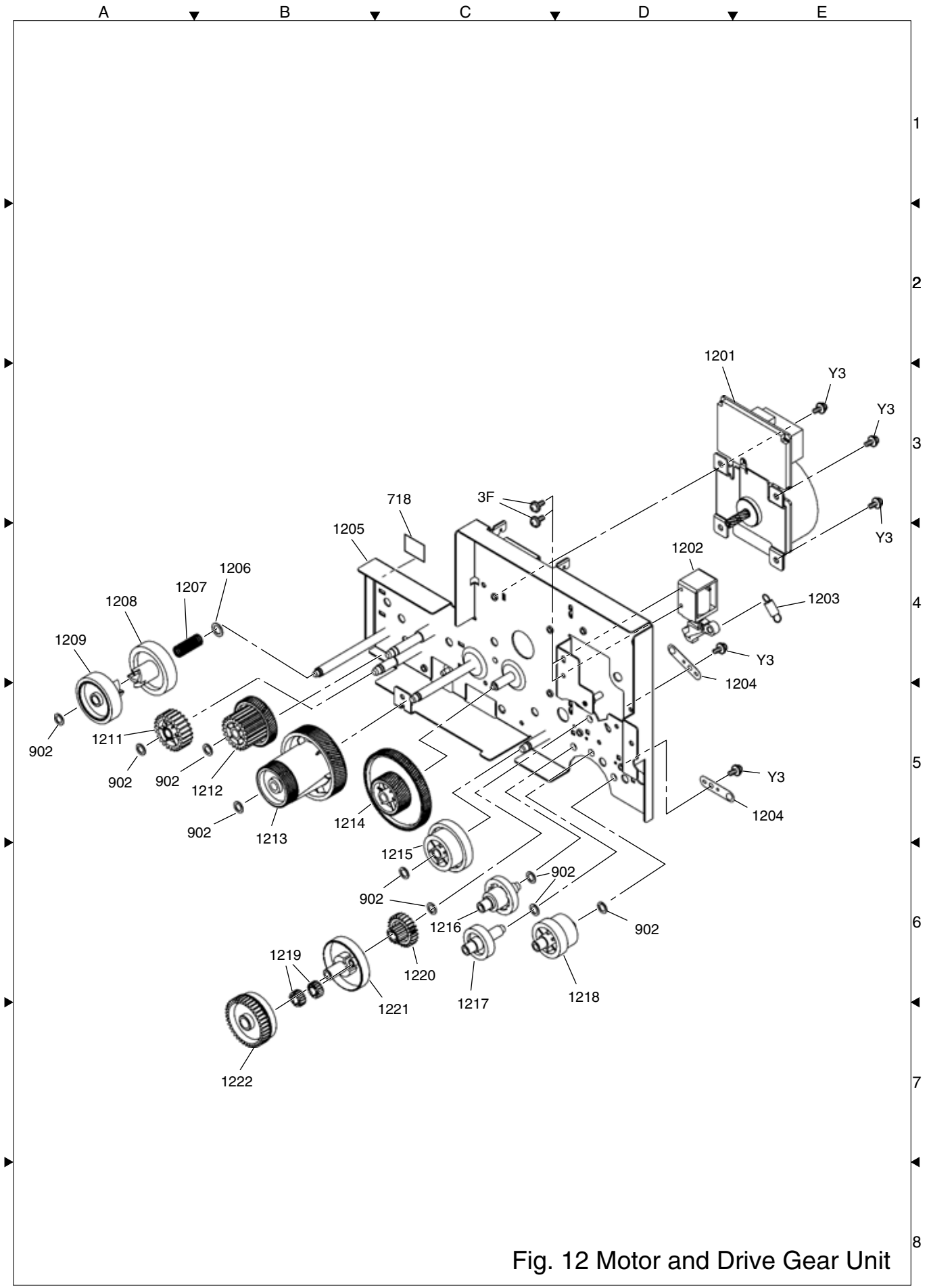


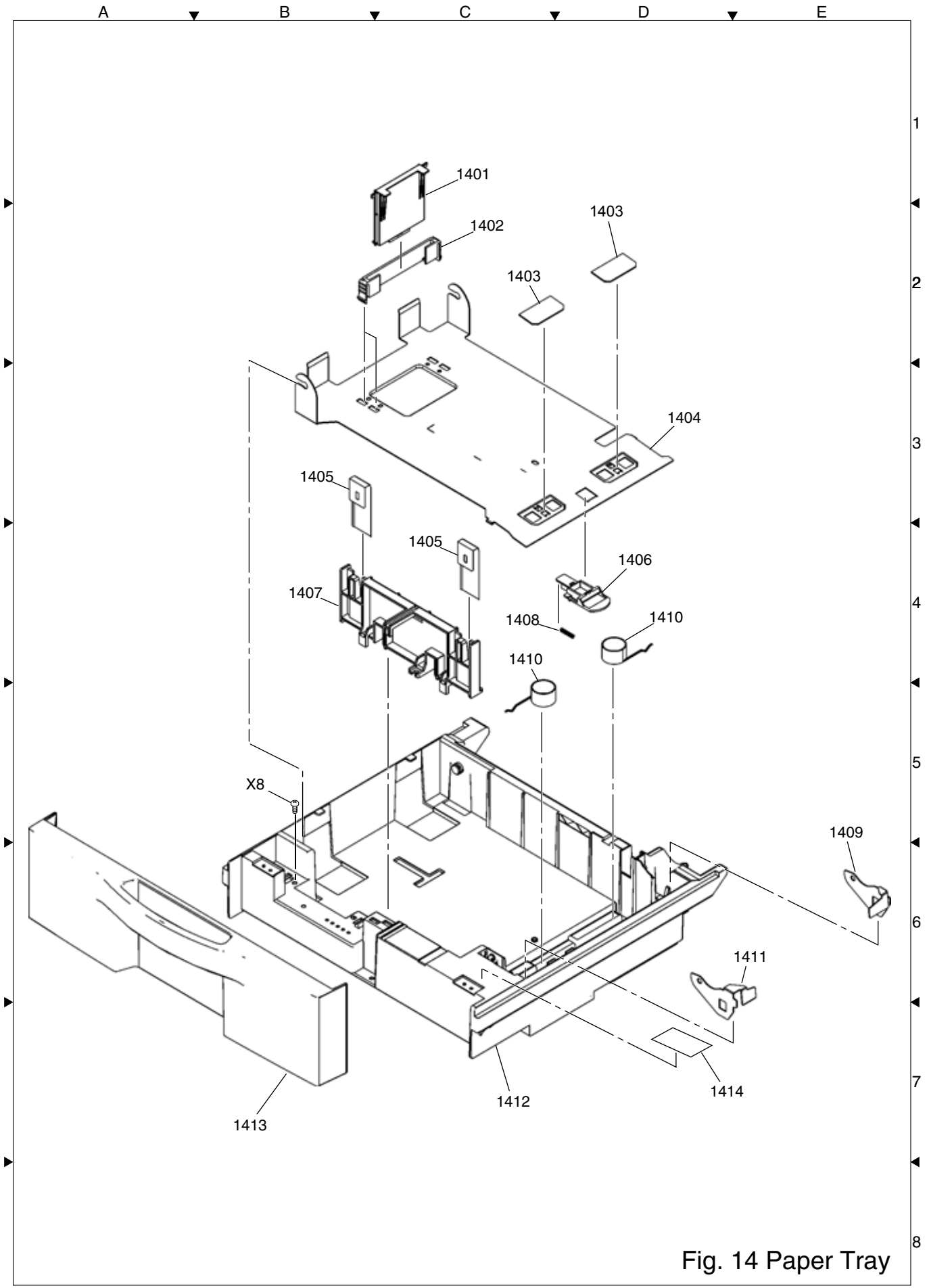
Fig. 12 Motor and Drive Gear Unit

1.12. Fuser Unit

Safety Mark	Ref. No.	Parts Number	Part Name	New Parts	Supplier	Remarks	Destination
	1301	PJMDB0257Y	Plate, Lead Wire	C	OAPD		All
⚠	1302	PJJRC3216Z	Cable, Fuser	N			All
⚠	1303	L2AA00000090	Thermostat	C			All
	1304	PJMDB0018Y	Plate, Lead Wire	C	OAPD		All
	1305	PJHRB0635Z	Holder, Heat Roller	C	OAPD		All
	1306	PJZC3P7100M	Assembly, Side Fuser Cover	C	OAPD		All
	1308	PJDFB0122Y	Shaft, Fuser Drive	C	OAPD		All
	1309	PJDGB0024Z	Gear, Z21 Fuser	C	OAPD		All
	1310	PJDGB0203Z	Gear, Upper Exit Roller Drive	C	OAPD		All
	1311	PJDSB0206Z	Spring, Separator	C	OAPD		All
	1312	PJMDB0253Y	Plate, Separator	C	OAPD		All
	1313	PJHR9224Z	Separator	C	OAPD		All
	1314	L2AA00000088	Thermistor	C			All
	1315	PJBUC0127Z	Ground, Fuser	N			All
	1316	PJHRB0638Z	Cover, Left Fuser	C	OAPD		All
	1317	PJDRB0017Z	Roller, Pinch	C	OAPD		All
	1318	PJDSB0018Z	Spring, Pinch Roller A	C	OAPD		All
⚠	1319	A4DP3L000005 A4DP7J000002	Lamp	N			AU, AUG, AE Except AU, AUG, AE
	1320	PJDGB0021Z	Gear, Heat Roller	C	OAPD		All
	1321	PJDJB0009Z	Bushing, Right Heat Roller	C	OAPD		All
	1322	PJDRB0091Z	Roller, Heat	C	OAPD		All
	1323	PJDJB0008Z	Bushing, Left Heat Roller	C	OAPD		All
	1324	PJNW721Z	Spacer	C	OAPD		All
	1325	PJZR2P7305M1	Assembly, Exit Roller	C	OAPD		All
	1326	PJDRB0092Z	Roller, Pressure	C	OAPD		All
	1327	PJDJB0010Z	Bushing, Pressure Roller	C	OAPD		All
	1328	PJDSB0205Z	Spring, Pressure Roller	C	OAPD		All
	1329	PJHRB0636Z	Base, Fuser Unit	C	OAPD		All
	1330	PJHRC0414Z	Holder, Fuser Right	N			All
	1331	PJHRC0413Z	Holder, Fuser Left	N			All
	1332	PJDBC0110Z	Actuator, Paper Exit	N			All
	1333	PJDSB0015Z	Spring, Paper Exit Actuator	C	OAPD		All
⚠	1334	PJZSF3330AUC PJZSF3330EBC	Assembly, Fuser Unit	N		PM	AU, AUG, AE Except AU, AUG, AE
	1211	PJDGB0023Z	Gear, Z24 Fuser	C	OAPD		All
	B2	XYC3+FF8FJ	Screw	C			All
	G8	XWC3BFJ	Washer	C			All
	T9	XTW3+8SFJ7	Screw	C	OAPD		All
	U4	XTW3+12SFJ7	Screw	C	OAPD		All
	U5	XTW3+12SFNK7	Screw	C	OAPD		All
	V1	XYC3+FF6FJ	Screw	C	OAPD		All
	X1	XTB3+10GFJ	Screw	C			All

1.13. Paper Tray

Safety Mark	Ref. No.	Parts Number	Part Name	New Parts	Supplier	Remarks	Destination
	1401	PJBAC0048Z	Guide, End B	N			All
	1402	DZJF000229	Guide, End A	C			All
	1403	DZJP000005	Plate, Pad Pressure	C			All
	1404	DZJF000231	Plate, Pressure	C			All
	1405	PJBUC0131Z	Spring, Side Pressure	N			All
	1406	DZJM000091	Plate, Lock Pressure	C			All
	1407	PJBAC0047Z	Guide, Side	N			All
	1408	DZKN000084	Spring, Lock	C			All
	1409	DZJC000079	Clip, Paper Right	C			All
	1410	PJBVC0175Z	Spring, Pressure	N			All
	1411	DZJC000080	Clip, Paper Left	C			All
	1412	PJHRC0412Z	Base, Cassette	N			All
	1413	PJKGC0005Z	Cover, Cassette	N			All
	1414	PJGFC2341Z	Label, Recording Paper Setting	N			All
	X8	XTB3+8GFJ	Screw	C			All



1.14. 2nd Paper Feed Module

Safety Mark	Ref. No.	Parts Number	Part Name	New Parts	Supplier	Remarks	Destination
	1501	PJKMC0031Z	Cover, Rear	N			All
	1502	PJULC0095Z	Bracket, Connect Front	N			All
	1503	PJULC0096Z	Bracket, Connect Rear	N			All
	1504	PJKMC0040Z	Cover, Front	N			All
	1505	DZGD000001	Magnet	C			All
	1506	DZJA000187	Bracket, Magnet	C			All
	1507	PJKCC0024Z	Cover, Jam	N			All
	308	DZJK000061	Mini Clamp	C			All
	612	DZLA000080	Roller, Pinch	C			All
	613	DZKP000084	Spring, Pinch Roller	C			All
	1113	PJUKC0131Z	Rail, Left	N			All
	1114	PJUEC0387Z	Roller, Rail	N			All
	1115	DZJN000015	Rubber, Leg	C			All
	1119	PJUKC0132Z	Rail, Right	N			All
	1120	PJHRC0435Z	Guide, Paper A	N			All
	L6	XYC3+FG8FJ	Screw	C			All
	S6	DZPA000086	Screw	C			All
	X8	XTB3+8GFJ	Screw	C			All
	Y19	XTB4+8FFJ	Screw	C			All

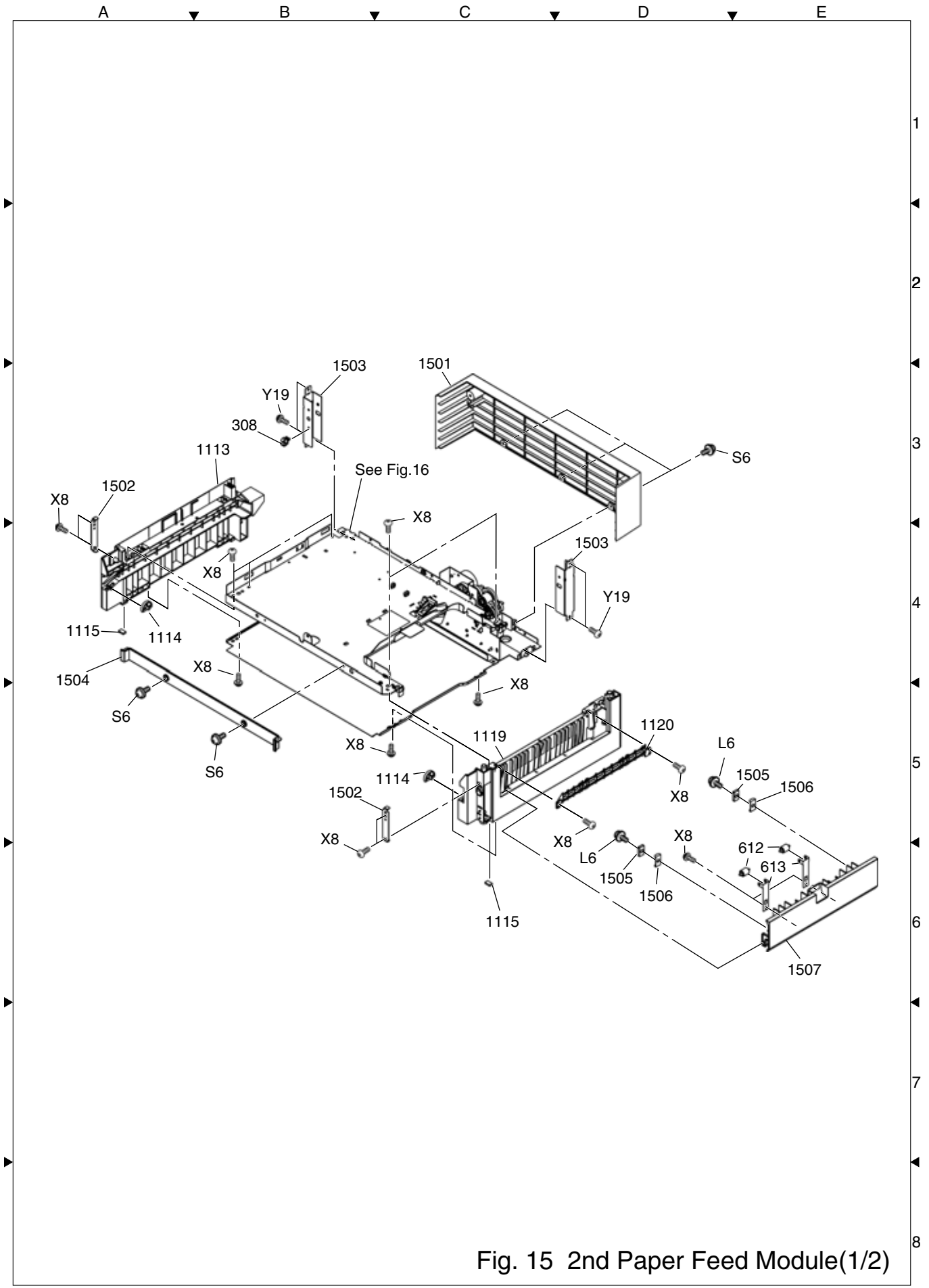


Fig. 15 2nd Paper Feed Module(1/2)

Safety Mark	Ref. No.	Parts Number	Part Name	New Parts	Supplier	Remarks	Destination
	1601	DZLA000087	Roller, Intermediate	C			All
	1602	DZLM000052	Bushing, Conductor	C			All
	1603	DZLF000145	Gear, Drive B28	C			All
	1604	PJUIC0388Z	Bracket, Front	N			All
	1605	PJURC0075Z	Cover, Sensor A	N			All
	1606	PJUIC0369Z	Assembly, Gear Bracket	N			All
	1607	PJDGC0228Z	Gear, B30 E17	N			All
	1608	PJHEC0185Z	Sheet, Blank	N			All
	1609	DZJJ000009	Clamp, Reuse	C			All
	1610	PJDGC0229Z	Gear, B68 D30	N			All
	1611	PJUIC0367Z	Assembly, Motor Bracket	N			All
	1612	DZLF000142	Gear, E17 D32	C			All
	1613	L6HAHELK0014	Motor, Stepping	C			All
	1614	DZJH000004	Spacer, W Rocking	C			All
	308	DZJK000061	Mini Clamp	C			All
	312	B3NZA0000025	Sensor, Photo	N			All
	416	EDS-0607M	Edge Saddle	C			All
	1101	DZLF000131	Gear, E34	C			All
	1102	DZKN000073	Spring, Coil Clutch	C			All
	1103	DZJB000024	Case, Clutch	C			All
	1104	DZJM000086	Drum, Clutch	C			All
	1105	PJDJC0032Z	Bushing	C			All
	1106	DZLA000081	Roller, Paper Feed	C		PM	All
	1107	PJDFC0252Z	Shaft, Roller	N			All
	1108	DZLM000006	Bushing	C			All
	1109	DZKK000020	Actuator, No Paper	C			All
	1110	DZGT000017	Solenoid, DC	C			All
	1112	PJUAC0250Z	Base, Rear	N			All
	1116	PJUAC0249Z	Base, Front	N			All
	1117	PJUAC0251Z	Base, Center	N			All
	1118	PJURC0076Z	Cover, Sensor B	N			All
	1121	PJUAC0261Z	Plate, Bottom	N			All
	1705	PJWPF333DAU	PC Board, CST	N		RTL, PbF	All
	G6	FFPFJ0039B	One Touch E Ring	C			All
	H6	FFPFJ0033B	Snap Ring	C			All
	J7	XUC4VM	E Ring	C			All
	X3	XYN3+F8FJ	Screw	C			All
	X5	XTB3+6FFJ-RP	Screw	C			All
	Y3	XTW3+6LFJ	Screw	C			All

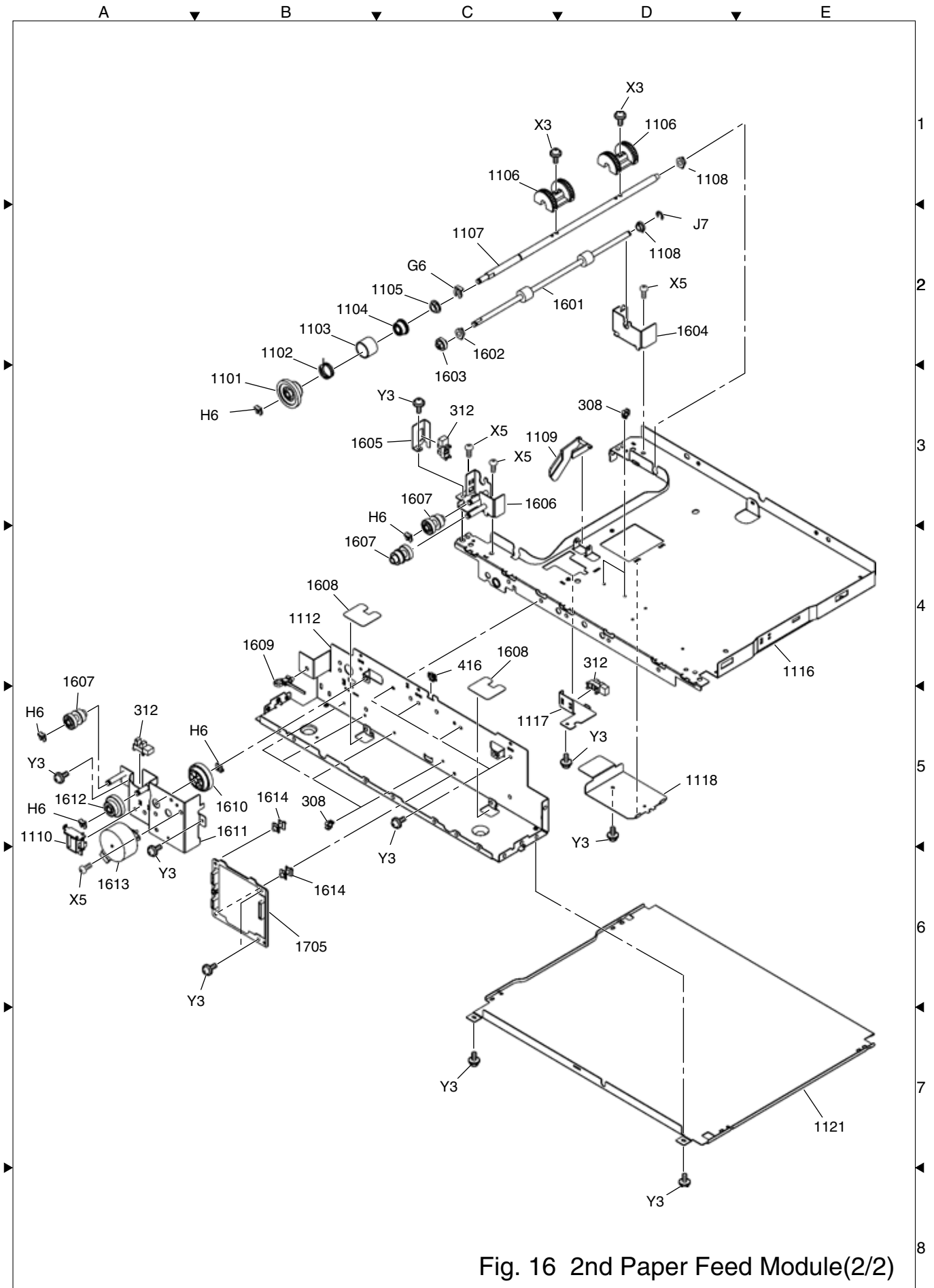


Fig. 16 2nd Paper Feed Module(2/2)

1.15. PC Boards

Safety Mark	Ref. No.	Parts Number	Part Name	New Parts	Supplier	Remarks	Destination
⚠	1701	PJWPF3334AU	PC Board, SC	N		For UF-8200 RTL, PbF	AU, AUG
		PJWPF3335AU				For UF-7200 RTL, PbF	
		PJWPF3334EB				For UF-8300 RTL, PbF	AL, EB, ES
		PJWPF3334AG					AG
		PJWPF3334AV					AV
		PJWPF3334EP					EE, EP
		PJWPF3334ER					ER
		PJWPF3334YC					YC
		PJWPF3335EB				For UF-7300 RTL, PbF	AL, EB, ES
		PJWPF3335AG					AG
		PJWPF3335AV					AV
		PJWPF3335EP					EH, EP
		PJWPF3335ER					ER
		PJWPF3335YC					YC
PJWPF3335AE	AE						
⚠	1702	PJWPF3339AU	PC Board, MJR	N		RTL, PbF	AU, AUG, ES
		PJWPF3339EB					Except AU, AUG, ES
⚠	1703	PJWPF333GAU	PC Board, G3B	N		RTL, PbF	All
	1704	PJWPF3338AU	PC Board, SPC	N		RTL, PbF	All
	1705	PJWPF333DAU	PC Board, CST	N		RTL, PbF	All
⚠	1706	N0AB3GG00003	LVPS	N		PbF	AU, AUG, AE
		N0AC3GG00003					Except AU, AUG, AE
	1708	PJJRC3247Z	Harness, G3B	N			All
	1709	PJJRC3219Z	Harness, Power2	N			All
	1710	PJJRC3232Z	Harness, CIS1	N			All
	1712	PJJRC3233Z	Harness, PNL1	N			All
	1713	PJJRC3222Z	Harness, PEST	N			All
	1714	PJJRC3225Z	Harness, LSUM	N			All
	1715	PJJRC3231Z	Harness, CST	N			All
	1716	PJJRC3224Z	Harness, LSULD	N			All
	1717	PJJRC3240Z	Harness, HV1	N			All
	1718	PJJRC3223Z	Harness, Motor	N			All
	1719	PJJRC3221Z	Harness, TEP	N			All
	1720	PJJRC3227Z	Harness, ADFM	N			All
	1721	PJJRC3220Z	Harness, RPETH	N			All
	1722	PJJRC3226Z	Harness, ILS	N			All
	1723	PJJRC3244Z	Harness, 2nd CST	N			All
	1724	PJJRC3230Z	Harness, ADFBD	N			All
	1725	PJJRC3229Z	Harness, ADFAC	N			All
⚠	1726	PJJRC3214Z	Harness, ACIN	N			Except AUG
	1727	PJJRC3218Z	Harness, Power1	N			All
	1728	PJJRC3246Z	Harness, 2nd SEN	N			All
	1729	PJJRC3245Z	Harness, 2nd Motor	N			All

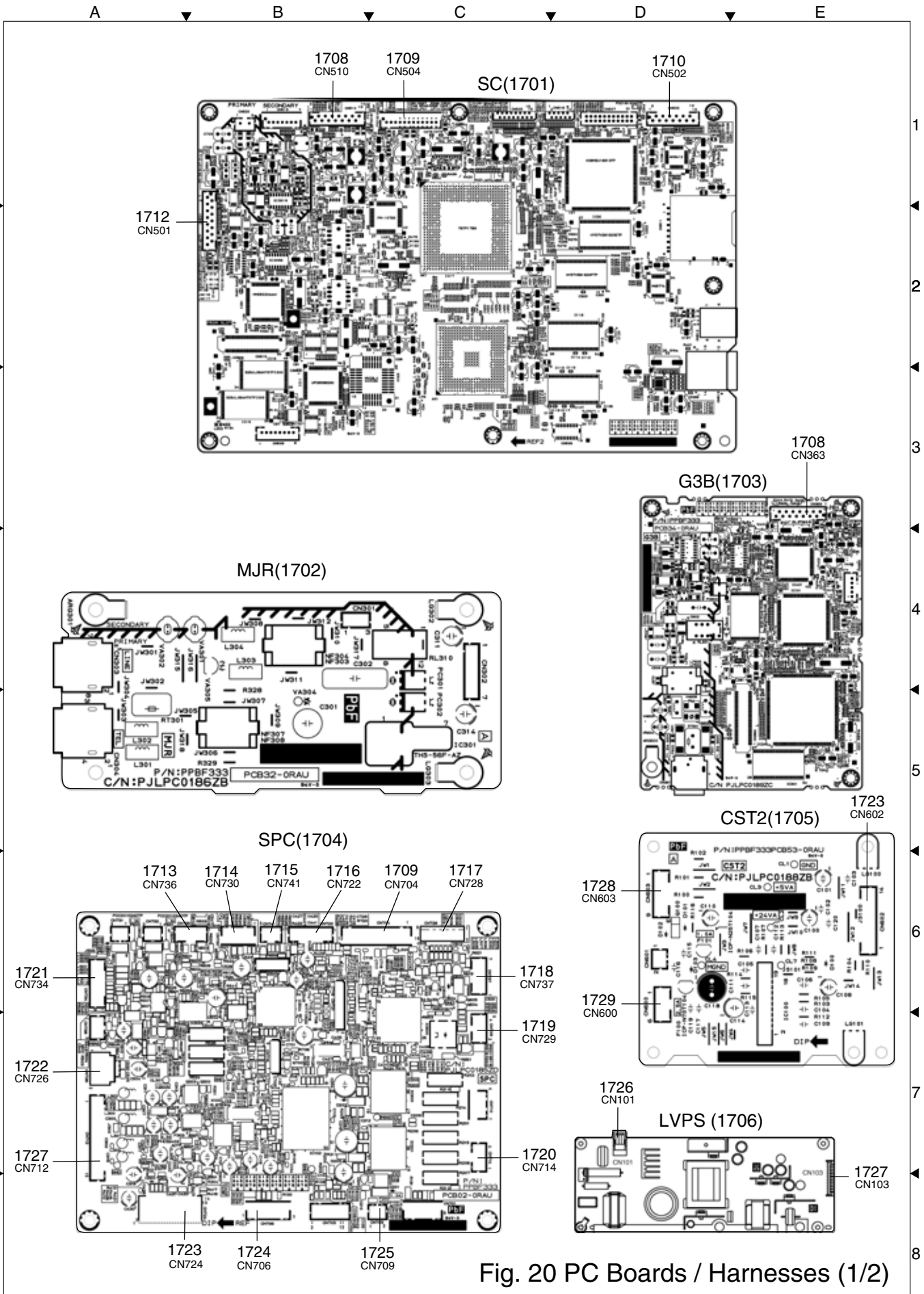


Fig. 20 PC Boards / Harnesses (1/2)

Safety Mark	Ref. No.	Parts Number	Part Name	New Parts	Supplier	Remarks	Destination
	1801	PJWPF333BAU	PC Board, Registration Sensor	N		RTL, PbF	All
	1802	PJWPF333AAU	PC Board, Exit Sensor	N		RTL, PbF	All
	1803	PJWPF333CAU	PC Board, Toner Empty Sensor	N		RTL, PbF	All
	1804	PJWPF3330AU	PC Board, PNL 1	N		For UF-8300/ 8200, PbF	All
		PJWPF3336AU				For UF-7300/ 7200, PbF	All
	1805	PJWPF3332AU	PC Board, PNL 3	N		PbF	All
	1806	PJWPF3331AU	PC Board, PNL 2	N		For UF-8300/ 8200, PbF	All
		PJWPF3337AU				For UF-7300/ 7200, PbF	All
	1807	PJWPF333EAU	PC Board, CRB	N		RTL, PbF	All
	1808	PJWWF3331AU	Harness, PNL1-PNL2B	N			All
	1809	PJWWF3330AU	Harness, PNL1-PNL2A	N			All
	1810	PJJRC3243Z	Harness, CIS	N			All
	1710	PJJRC3232Z	Harness, CIS1	N			All
	1712	PJJRC3233Z	Harness, PNL1	N			All
	1719	PJJRC3221Z	Harness, TEP	N			All
	1721	PJJRC3220Z	Harness, RPETH	N			All

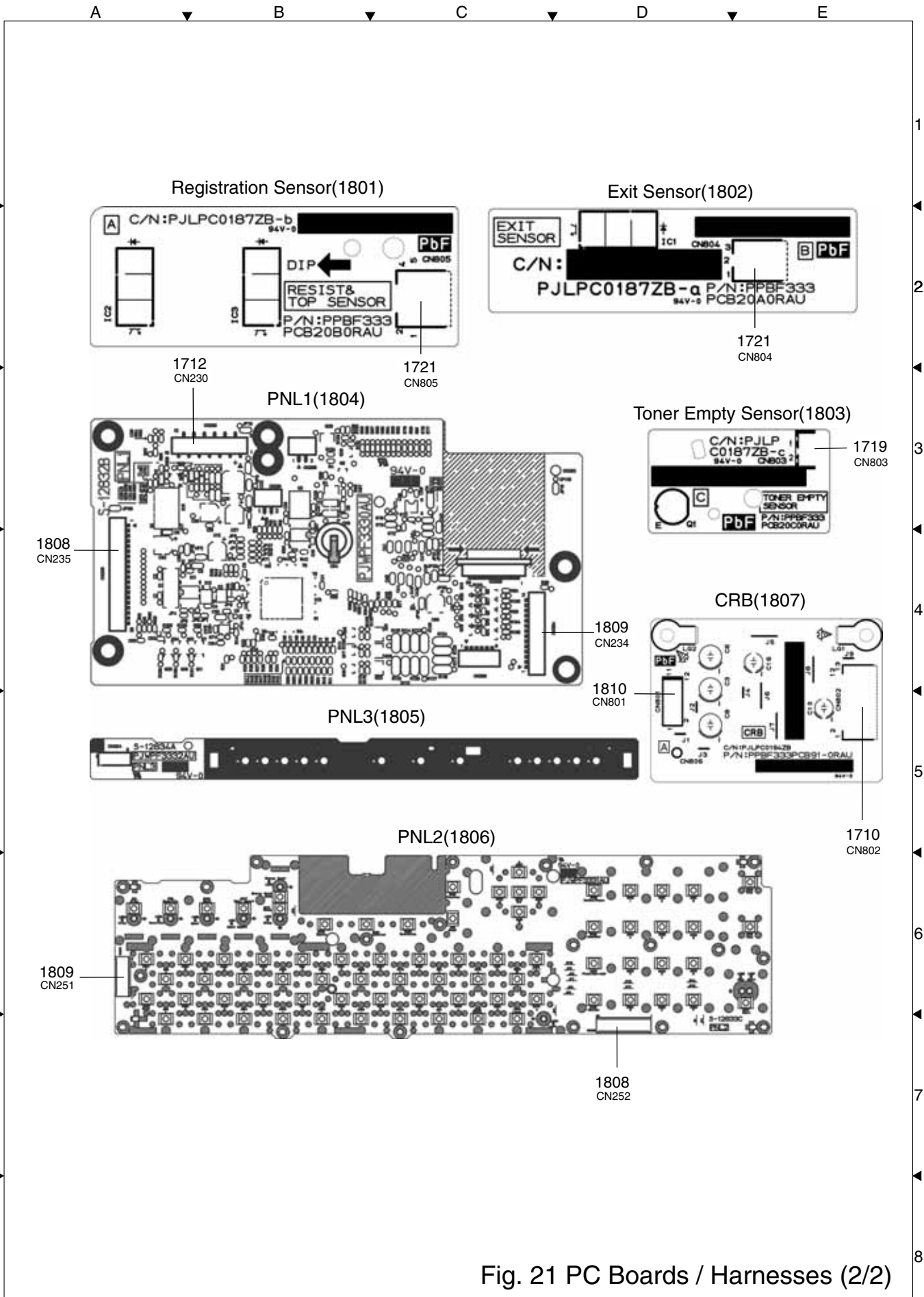


Fig. 21 PC Boards / Harnesses (2/2)

1.16. Packing and Accessories

Safety Mark	Ref. No.	Parts Number	Part Name	New Parts	Supplier	Remarks	Destination
	2201	PJJXC0455Y	Operating Instructions CD	N			All
	2202	PJQTC0235Z	Directory Sheet Holder	N			AU, AUG
	2203	PJQMC1232Z	Operating Instructions	N		For UF-8300	AU, AUG
		PJQMC1235Z					AL, EH, ER, YC
		PJQMC1237Z					ES
		PJQMC1234Z					Except AL, ER, YC
		PJQMC1238Z					For UF-7300 AG, AV, EB, EP, ES AE
	2204	PJJXC0547Z	Panasonic Document System Management CD	N			AU, AUG
		PJJXC0548Z					Except AU, AUG
	2205	DZFN000136	Cord, Telephone Line	C			Except AG, AL, AV, EH
		DZFN000095					AL, EB
		DZFN000017					AL
		PJJWC0010Z					AG
		DZFN000104					EH, ER
		PFJA05B001Y					AV
⚠	2206	K2CH3DH00004	Cord, AC Power	C			AU, AUG
		K2CT3DH00022					EB, ES
		K2CK3DH00023					AL
		K2CK3DH00032					AE
		K2CM3DH00013					AG, AV, EH, EP, ER, YC
		K2CS3DH00007					EE
	2207	PJPQC0161Z	Pad	N			All
	2209	PJPQC0148Z	Pad	N			All
	2210	PJQRC0366Z	Important Notice	N			All
	2211	PJPQC0141Z	Cushion, Upper	N			All
	2212	PJPQC0142Z	Cushion, Lower	N			All
	2213	PJPGC0946Z	Carton Box	N		For UF-8200	AU, AUG
		PJPGC0987Z				For UF-7200	
		PJPGC0988Z				For UF-8300	All
		PJPGC0990Z				For UF-7300	
	2214	PJJWC0009Z	Converter, Telephone Line	C			AL, EB
	603	PJKNC0025Z	Tray, Rx	N			All

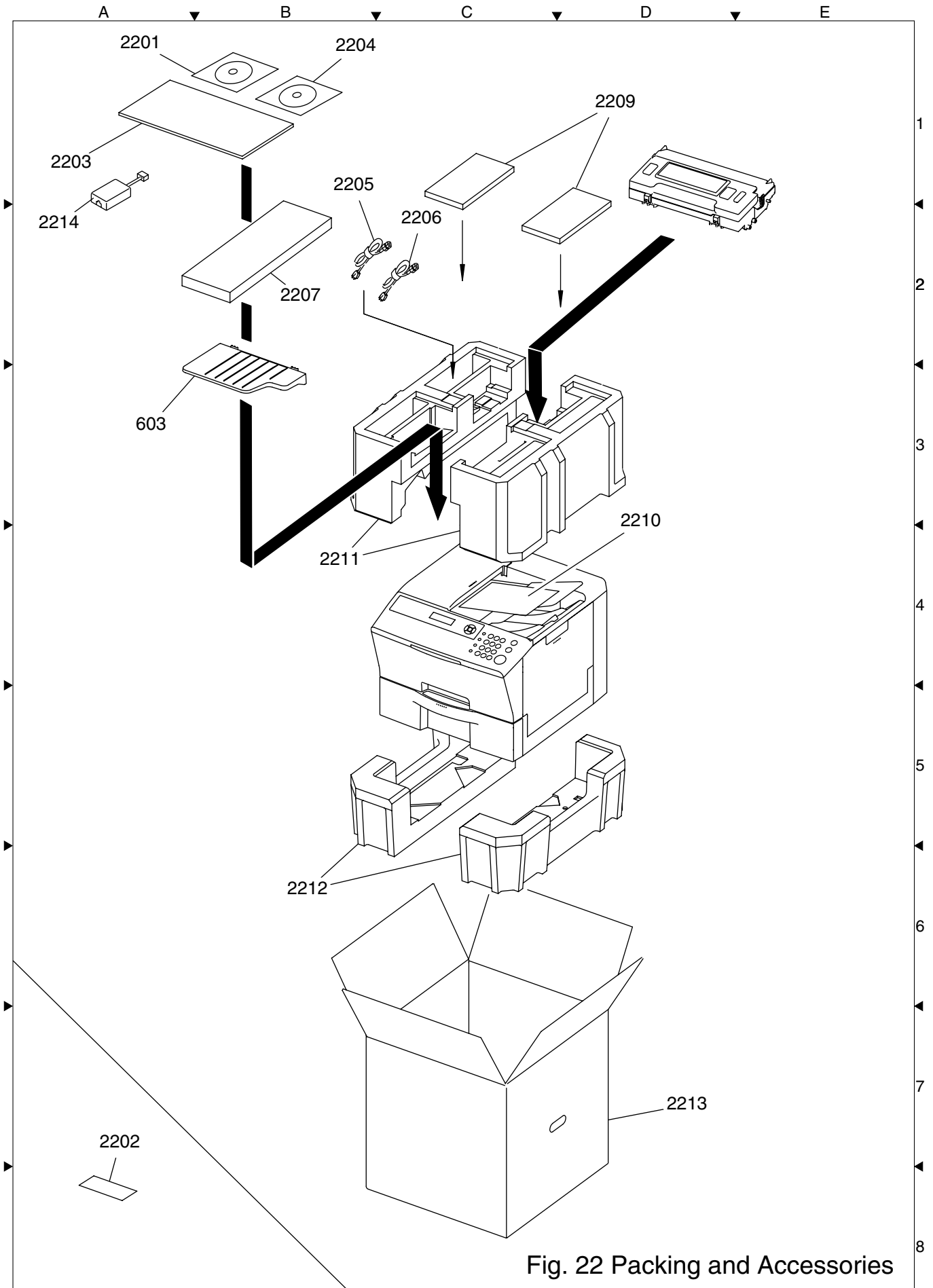


Fig. 22 Packing and Accessories

1.17. 2nd Paper Feed Module Packing and Accessories

Safety Mark	Ref. No.	Parts Number	Part Name	New Parts	Supplier	Remarks	Destination
	2301	PJPQC0150Z	Cushion, Upper	N			All
	2302	PJQRC0320Z	Installation Instruction	N			All
	2304	PJPQC0151Z	Cushion, Lower	N			All
	2305	PJPGC0983Z	Carton Box	N			AU, AUG
		PJPGC0989Z					Except AU, AUG
	308	DZJK000061	Mini Clamp	C			All
	426	DZJK000051	Clamp, Flat	N			All
	1502	PJULC0095Z	Bracket, Connect Front	N			All
	1503	PJULC0096Z	Bracket, Connect Rear	N			All
	S6	DZPA000086	Screw	C			All
	X8	XTB3+8GFJ	Screw	C			All
	Y19	XTB4+8FFJ	Screw	C			All

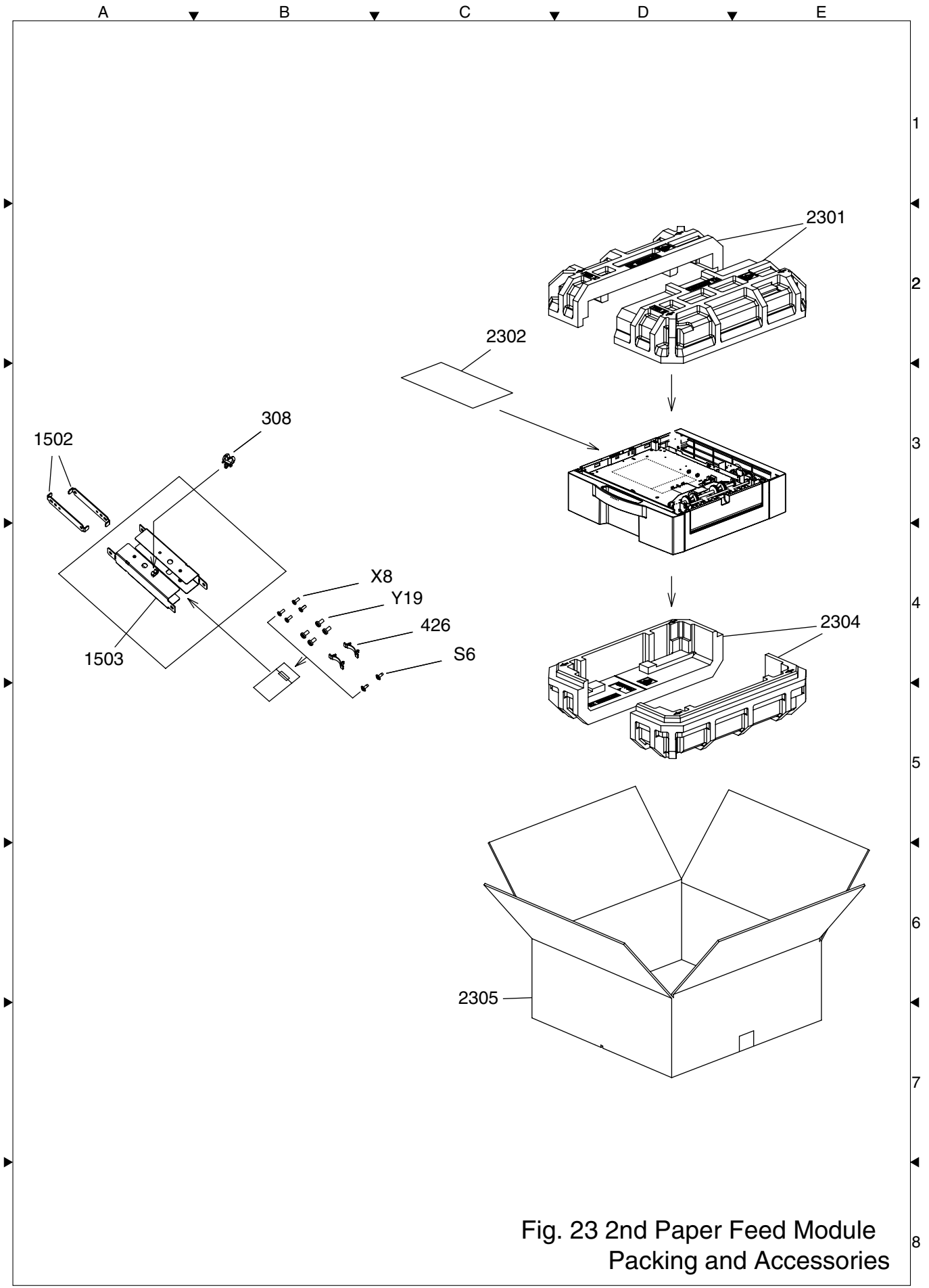


Fig. 23 2nd Paper Feed Module
Packing and Accessories

1.18. G3 Communication Port Kit

Safety Mark	Ref. No.	Parts Number	Part Name	New Parts	Supplier	Remarks	Destination
	2401	PJQHC0060Z	Label, G3	C			All
	2402	PJQRC0319Z	Installation Instruction	N			All
	2403	PJPGC0800Z	Carton Box	N			All
	308	DZJK000061	Mini Clamp	C			All
	716	PJUDC0063Z	Holder, G3	N			All
	717	PJUDC0064Z	Cover, G3	N			All
⚠	1703	PJWPF333GAU	PC Board, G3B	N		RTL, PbF	All
	1708	PJJRC3247Z	Harness, G3B	N			All
	2205	DZFN000136	Cord, Telephone Line	C			Except AG, AL, AV, EH
		DZFN000095					AL, EB
		DZFN000017					AL
		PJJWC0010Z					AG
		DZFN000104					EH, ER
		PFJA05B001Y					AV
	Y3	XTW3+6LFJ	Screw	C			All

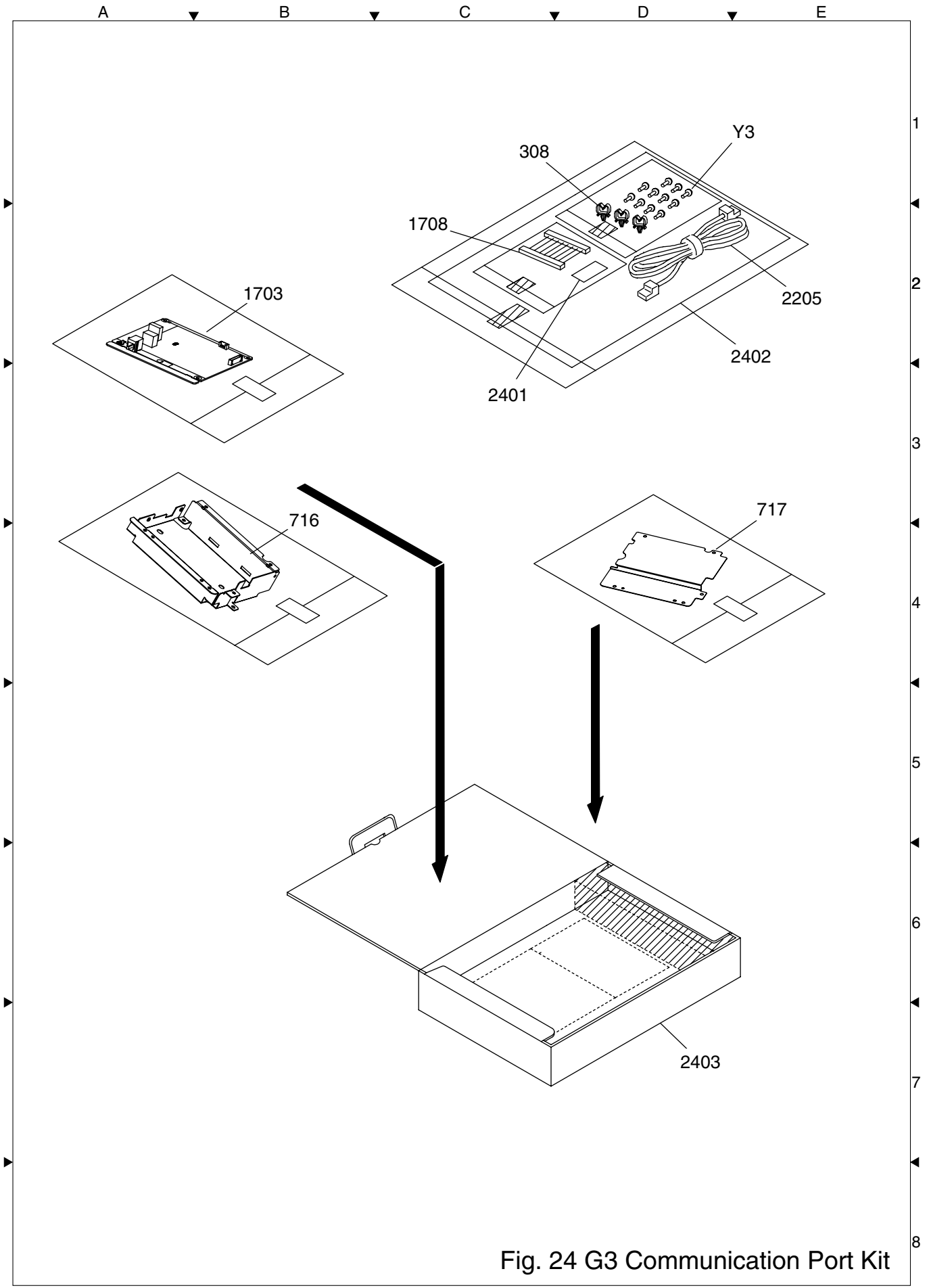
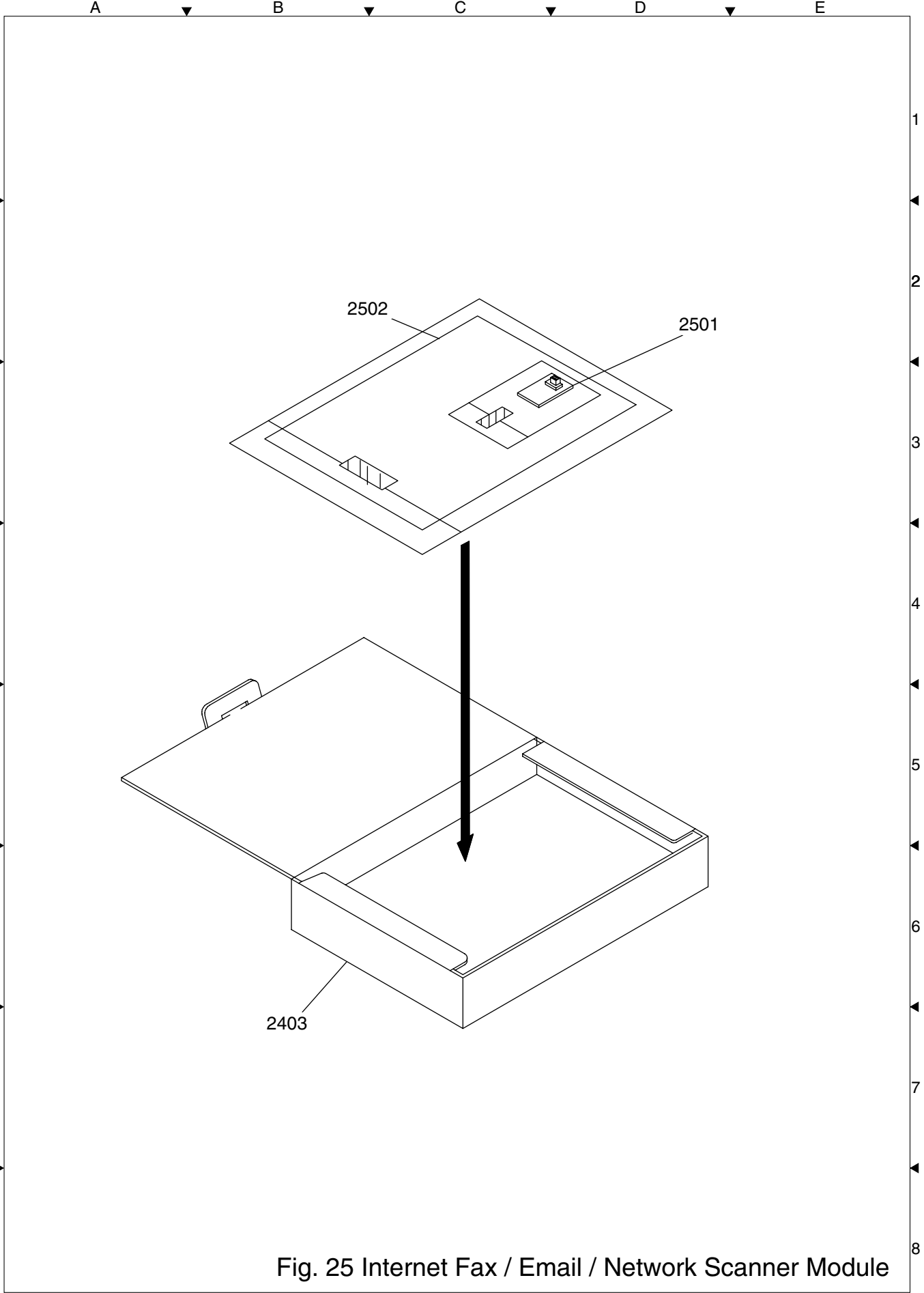








































Fig. 24 G3 Communication Port Kit



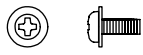
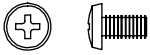
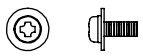
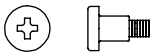
1.19. Internet Fax / Email / Network Scanner Module

Safety Mark	Ref. No.	Parts Number	Part Name	New Parts	Supplier	Remarks	Destination
	2501	-----	Hardware Key				All
	2502	PJQRC0322Z	Installation Instruction	N		For UF-7300/ 7200	All
	2403	PJPGC0800Z	Carton Box	N		For UF-7300/ 7200	All



1.20. Hardware Identification Template

Ref No.	Part No.	Figure	Remark
3F	XYN3+F5FJ	 	Screw
B2	XYC3+FF8FJ	 	Screw
G6	FFPFJ0039B	 	Snap Ring
G8	XWC3BFJ	 	Washer, Star
H6	FFPFJ0033B	 	Snap Ring
H7	FFPFJ0041B	 	Snap Ring
J7	XUC4VM	 	E-Ring
S6	DZPA000086	 	Screw
T9	XTW3+8SFJ7	 	Screw
U4	XTW3+12SFJ7	 	Screw
U5	XTW3+12SFNK7	 	Screw
V1	XYC3+FF6FJ	 	Screw
W7	PJNAC0003Y	 	Screw
X1	XTB3+10GFJ	 	Screw
X3	XYN3+F8FJ	 	Screw
X5	XTB3+6FFJ-RP	 	Screw
X6	XTB3+8JFJ	 	Screw
X8	XTB3+8GFJ	 	Screw
Y3	XTW3+6LFJ	 	Screw

Ref No.	Part No.	Figure	Remark
Y7	XNC3FJ		Square Head Nut
Y10	XYN4+F6FJ		Screw
Y14	XTW3+8SFJ		Screw
Y19	XTB4+8FFJ		Screw
Y25	XYN26+F6FJ		Screw
Y43	DZPA000098		Screw

