



## Illustrated Parts Breakdown

**Models: P8AC, PG8AC  
P8ACSL, PG8ACSL**



### SPECIFICATIONS:

#### Models: P8AC, PG8AC

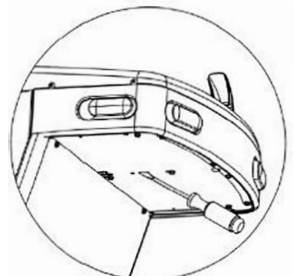
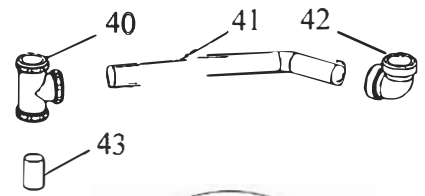
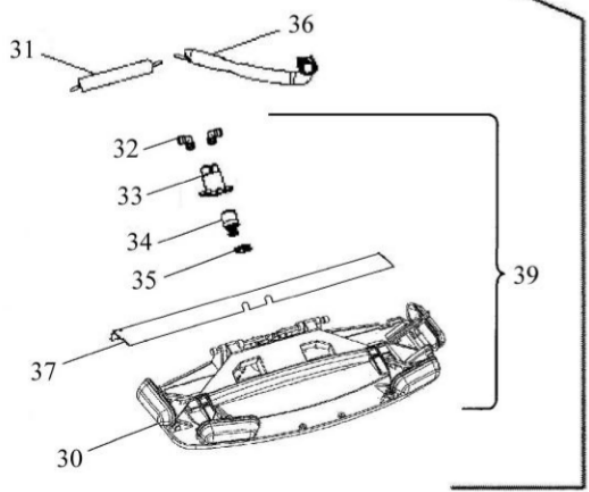
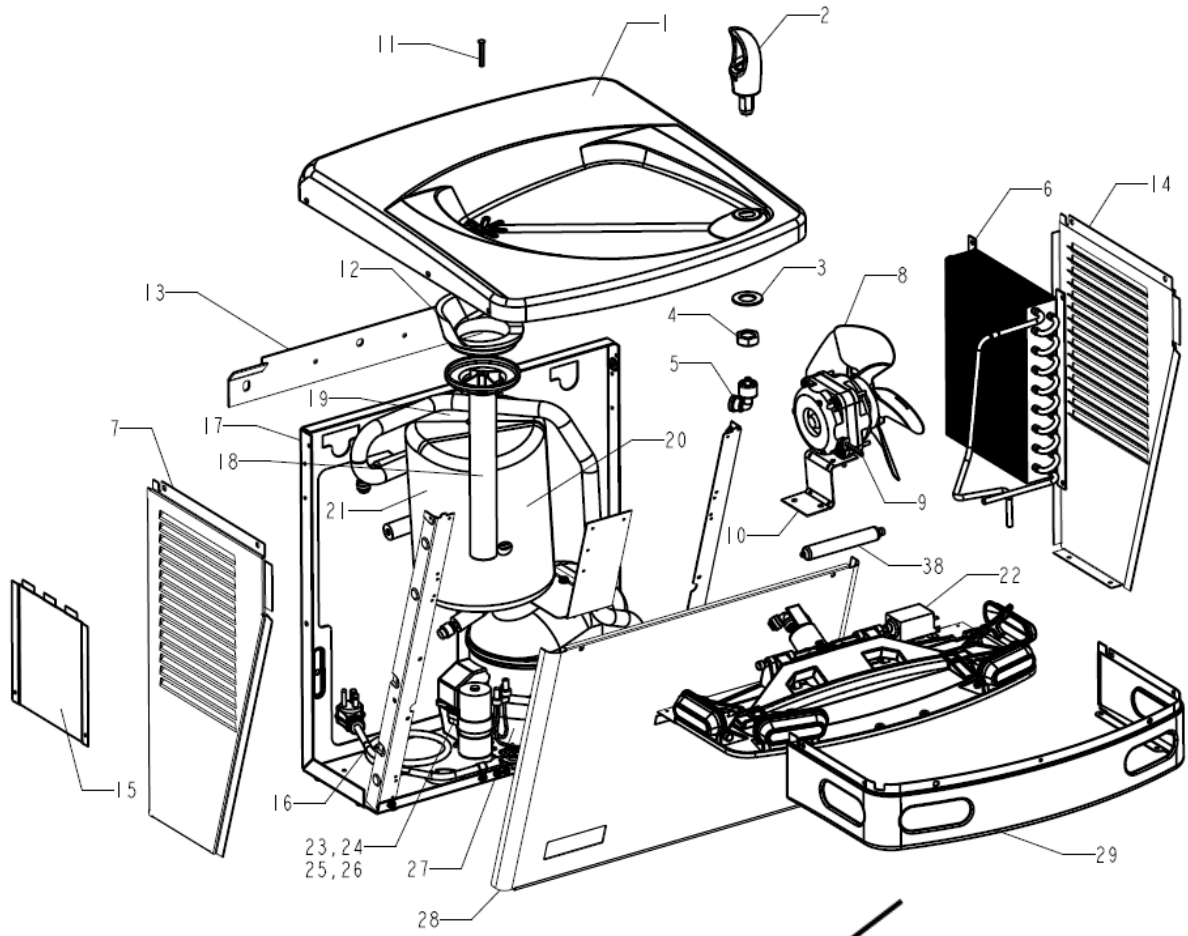
Voltage	115VAC±10%/1 PH/60 Hertz
Size	17 5/8" W, 18 5/8" D, 18 29/32" H
Shipping Weight (Approx)	59 lbs.
Cold Water Capacity*	8 GPH
Compressor	1/4 hp
Refrigerant	134a
Compressor (Full Load) - Huayi	4.4 amps
Refrigerant Charge - Huayi	3.95 OZ
Compressor (Full Load) - Danfoss	4.8 amps
Refrigerant Charge - Danfoss	4.75 OZ

#### Models: P8ACSL, PG8ACSL

Voltage	115VAC±10%/1 PH/60 Hertz
Size	35 1/4" W, 18 5/8" D, 24 29/32" H
Shipping Weight (Approx)	84 lbs.
Cold Water Capacity*	8 GPH
Compressor	1/4 hp
Refrigerant	134a
Compressor (Full Load) - Huayi	4.4 amps
Refrigerant Charge - Huayi	3.95 OZ
Compressor (Full Load) - Danfoss	4.8 amps
Refrigerant Charge - Danfoss	4.75 OZ

\*Room Temperature 90°F; Supply Water Temperature 80°F; Drinking Water Temperature 50°F.

Specifications subject to change without notice.



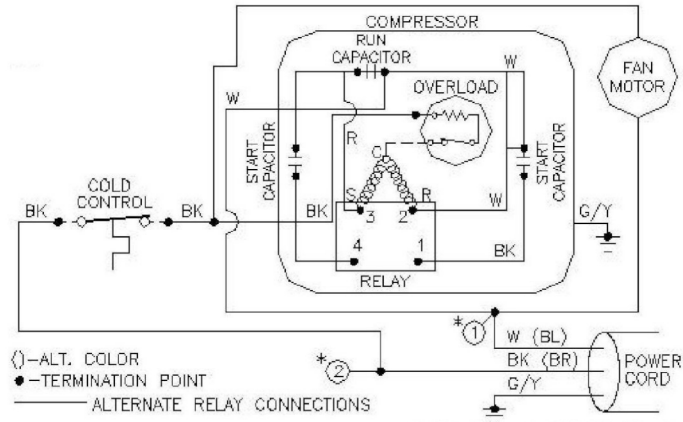
To adjust stream height, insert a 1/8" Flat blade screwdriver into the slotted hole as shown. The screwdriver will engage the stream height adjuster in the cartridge plunger. Turn clockwise to increase stream height, or ccw to reduce stream height.

## Parts List

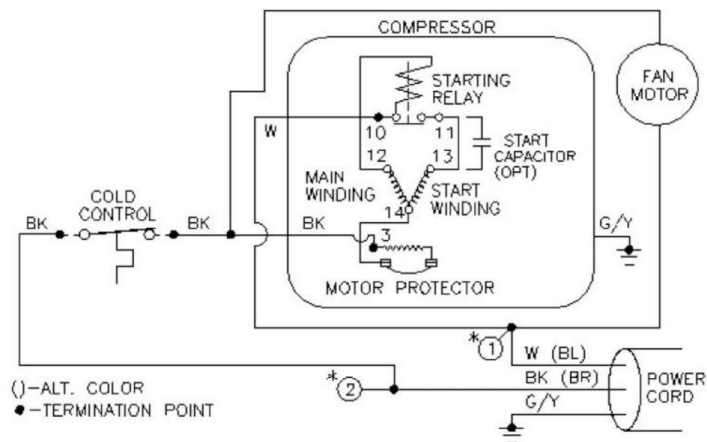
Item #	Description	PG8AC	PG8ACS	PGACS
1	Top	031714-101	031714-101	031714-101
2	Bubbler	035607-111	035607-111	035607-111
3	Washer, Undertop	028706-030	028706-030	028706-030
4	Locknut	026824-019	026824-019	026824-019
5	Bubbler Nut W/JG	036026-001	036026-001	036026-001
6	Condenser	031766-201	031766-201	N/A
7	Side Panel, Left Sandstone	035080-009	035080-309	035080-009
	Side Panel, Left Greystone	035080-001	035080-301	035080-001
	Side Panel, Left Stainless Steel	035080-010	035080-310	035080-010
8	Blade, Fan	024033	024033	N/A
9	Motor, Fan	027354-036	027354-036	N/A
10	Bracket, Fan Motor	036478-001	036478-001	N/A
11	Drain Screw	036049-002	036049-002	036049-002
12	Waste Gasket	031756-002	031756-002	031756-002
13	Hanger Bracket	031363-002	031363-002	031363-002
14	Side Panel, Right Sandstone	035081-009	035081-009	035081-309
	Side Panel, Right Greystone	035081-001	035081-001	035081-301
	Side Panel, Right Stainless Steel	035081-010	035081-010	035081-310
15	Patch Plate, Sandstone	N/A	036142-009	036142-009
	Patch Plate, Greystone	N/A	036142-001	036142-001
	Patch Plate, Stainless Steel	N/A	036142-010	036142-010
16	Service Cord	036820-001	036820-001	N/A
17	Frame	035089-001	035089-001	035089-001
18	Waste Assy	036011-001	036011-002	036009-002
19	Insulation Right Cooling Tank	035088-001	035088-001	N/A
20	Insulation Left Cooling Tank	035088-002	035088-002	N/A
21	Cooling Tank, Insulated - Huayi	033469-055-SP	033469-055-SP	N/A
	Cooling Tank, Insulated - Danfoss	033469-001	033469-001	N/A
22	Cold Control	027040-039	027040-039	N/A
23	Relay - Huayi	036056-003	036056-003	N/A
	Relay/Overload Combo - Danfoss	032836-007	032836-007	N/A
24	Overload - Huayi	036055-003	036055-003	N/A
25	Start Capacitor - 60 MFD - Huayi	027956-008	027956-008	N/A
	Start Capacitor - Danfoss	027956-004	027956-004	N/A
26	Run Capacitor - 25 MFD - Huayi	027956-009	027956-009	N/A
27	Compressor Assy. - Huayi	036115-001	036115-001	N/A
	Compressor Assy. - Danfoss	033425-006	033425-006	N/A
28	Front Panel, Sandstone	035079-009	035079-009	035079-009
	Front Panel, Greystone	035079-001	035079-001	035079-001
	Front Panel, Stainless Steel	035079-010	035079-010	035079-010
29	Front Nosepiece, Sandstone	035077-009	035077-009	035077-009
	Front Nosepiece, Greystone	035077-001	035077-001	035077-001
	Front Nosepiece, Stainless Steel	035077-010	035077-010	035077-010
30	Activation Assy.	035412-005-SP	035412-005-SP	035412-005-SP
31	Waterline, Tank to Valve	035504-011-SP	035504-011-SP	N/A
	Waterline, Inlet to Valve or Tank	035504-010-SP	035504-010-SP	N/A
32	Union Elbow Fitting JG	028481-101	028481-101	028481-101
33	Cartridge Holder	035990-001	035990-001	035990-001
34	Cartridge	029967-005	029967-005	029967-005
35	Retaining Nut, Cartridge	A020957	A020957	A020957
36	Waterline, Valve to Bubbler	035504-013-SP	035504-013-SP	035504-013-SP
37	Shelf	035078-002	035078-002	035078-002
38	Drier	034343-003	034343-003	N/A
39	Activation Shelf	035092-110	035092-110	035092-110
40	Waste Tee	N/A	N/A	A020968
41	Waste Arm Assy.	N/A	N/A	026980-004
42	Waste Elbow	N/A	N/A	A020967
43	Waste Extension Tube	N/A	N/A	036010-016
Parts Not Shown				
	Strainer, In-Line	033264-003	033264-003	033264-003
	Supply Tube Extension	N/A	N/A	032312-001
	Screw, T15	031875-003	031875-003	031875-003
	Insert, Nameplate OASIS	020850-002	020850-002	020850-002

# Wiring Diagram: P8AC, PG8AC P8ACSL, PG8ACSL

## - H3 Series



## - D3 Series



## OASIS International

222 East Campus View Blvd. - Columbus, OH 43235 U.S.A.  
614/861-1350 - Fax: 614/322-4557  
[www.oasiscoolers.com](http://www.oasiscoolers.com)