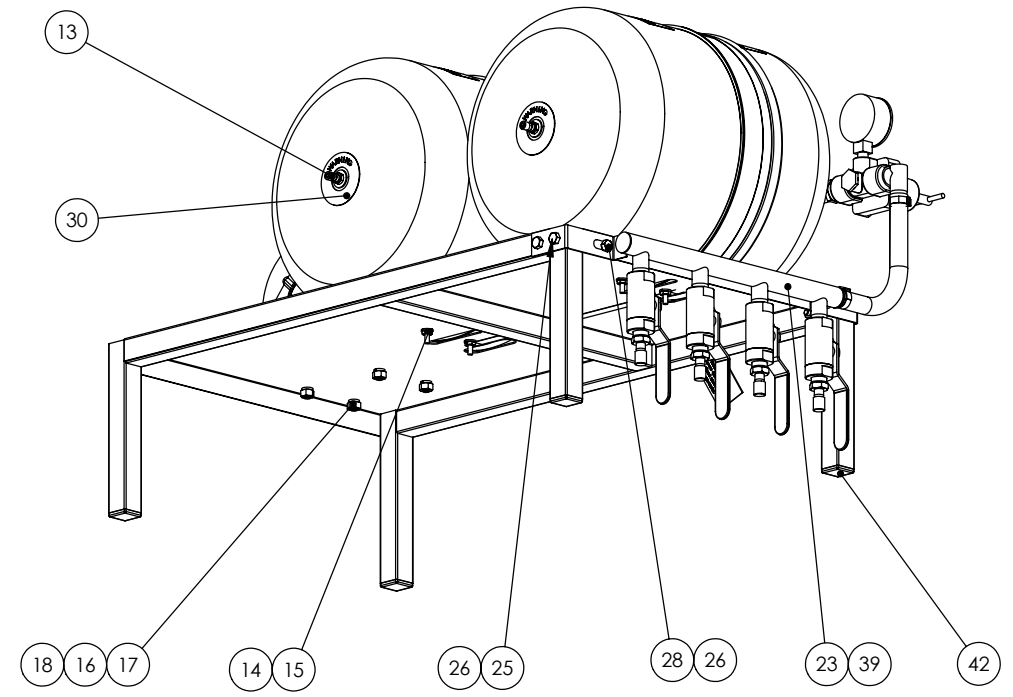


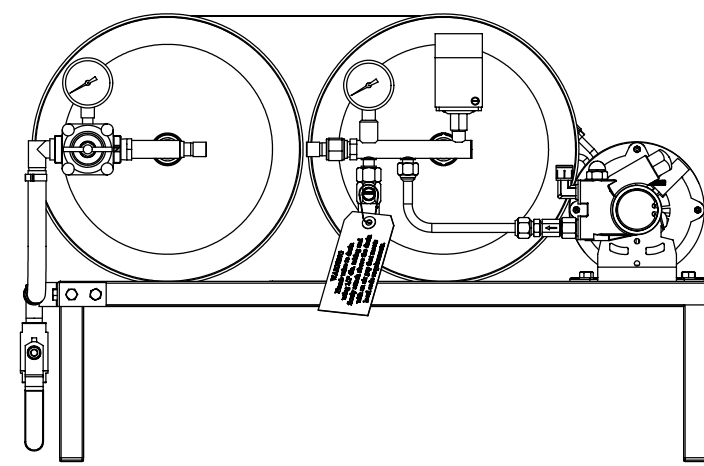
FIRST PRODUCTION SAMPLE MUST BE SUBMITTED TO McCANN'S ENGINEERING & MFG. CO. FOR APPROVAL.

REVISIONS					
REV	ECN#	DESCRIPTION	DRFT.	APPR.	DATE
C	9533	DELETED ITEM 4, 21, 24, ADDED ITEM 36 THRU 42. QTY OF ITEM 10 IS 1 WAS 2, QTY OF ITEM 11 IS 1 WAS 2, QTY OF ITEM 12 IS 1 WAS 6.	MAA		06-19-01

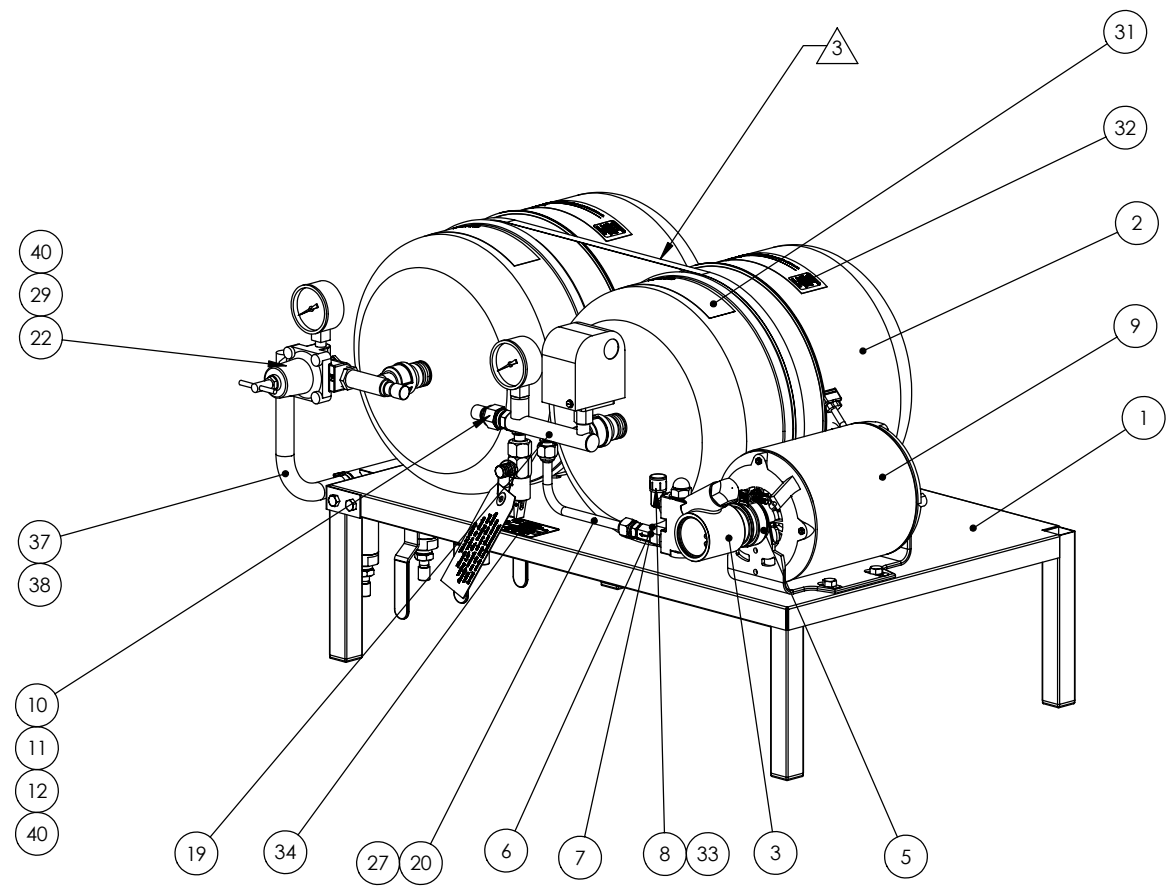
D



C



B



A

QTY.	ITEM NO.	PART NO.	DESCRIPTION
4	59	10-1179	Plug
4	58	10-1877	Plug_Cap
2	57	10-1802	Plug_Cap
1	56	Strap	Surge Tank
2	55	10-1721	
1	54	09-2358-ND	
1	53	18-1427	
1	52	09-0827	
2	51	18-1414	
2	50	18-1412	Curved
2	49	18-1418	Curved
2	48	10-1685	
2	47	19-0268	
6	46	0793	nuf_hex_250-20
1	45	15-1966E	
1	44	19-0594	
1	43	19-0601C	
4	42	10-1179	PLUG, BAG IN BOX
1	41	02-9301	STRIPPING, 2 X 3/8
2	40	10-1802	PLUG, CAP, SC-1/2-8, RED
4	39	10-1877	PLUG, CAP, VC-375, BLACK
2	38	10-1721	CLAMP, 3/4" ID
9"	37	02-0657	TUBING, 1/2" ID, BRAIDED
4	36	10-1721	CLAMP, 3/4" ID
25'	35	02-0657	TUBING, 1/2" ID, BRAIDED
1	34	18-1427	LABEL, PART/SERIAL NUMBER
1	33	09-0827	PLUG
2	32	18-1418	LABEL, PRESSURE, WATER BOOSTER
2	31	18-1412	LABEL, WARNING, WATER BOOSTER
2	30	18-1414	LABEL, SCHRADER VALVE
2	29	10-0010	O-RING
2	28	10-1685	BOLT, HEX HD, 1/4-20 X .75, ZINC PLATED
3	27	19-0268	GASKET, FLARE, 3/8
4	25	10-1842	BOLT, HEX HD, 1/4-20 X 1.5, ZINC PLATED
1	23	15-2379	ASSY, MANIFOLD, 4 POSITION
1	22	15-2380	ASSY, REGULATOR, LARGE WATER BOOSTER
1	20	15-1965	ASSY, WATER INLET, WATER BOOSTER
4	18	00-1077	NUT, HEX, 5/16-18
4	17	10-0555	BOLT, HEX HD, 5/16-18 X 5/8
4	16	10-0258	WASHER, LOCK, 5/16
4	15	00-0424	NUT, HEX, #10-32
4	14	10-0257	WASHER, LOCK, 1/4
2	13	10-1658	FITTING, TANK VALVE
1	12	10-1676	GASKET, FLARE, 1/2
1	11	19-0707	FITTING, 1/2 FF X 1/2 BARB
1	10	19-0708	NUT, SWIVEL, 3/4-16, 1/2 FF
1	9	10-1647	MOTOR, 1/3 HP, 115 V
1	7	19-0671-01	FITTING, 3/8 FF X 3/8 MNPT
1	5	00-1222	CLAMP, V-BAND, CARBONATOR
1	3	16-0148	PUMP, BRASS, ROTARY VANE, 100 GPH
2	2	15-2011	ASSY, WATER BOOSTER TANK, 4.4 GAL
1	1	15-2376	ASSY, SHELF, SURGE TANK, 2 WIDE

3 SANDWICH ITEM 41 BETWEEN THE TWO TANKS AND STRAP USING SHIPPING STRAP.

2 ITEMS 35 & 36 TO BE SUPPLIED WITH EACH SURGE TANK ASSEMBLY. ITEM 36 BE BAGGED (02-9600 BAG) AND TAPED TO ITEM 1.

1. IDENTIFY SHIPPING CONTAINER WITH PART NO. & LATEST REV. LETTER.

NOTES: UNLESS OTHERWISE SPECIFIED.

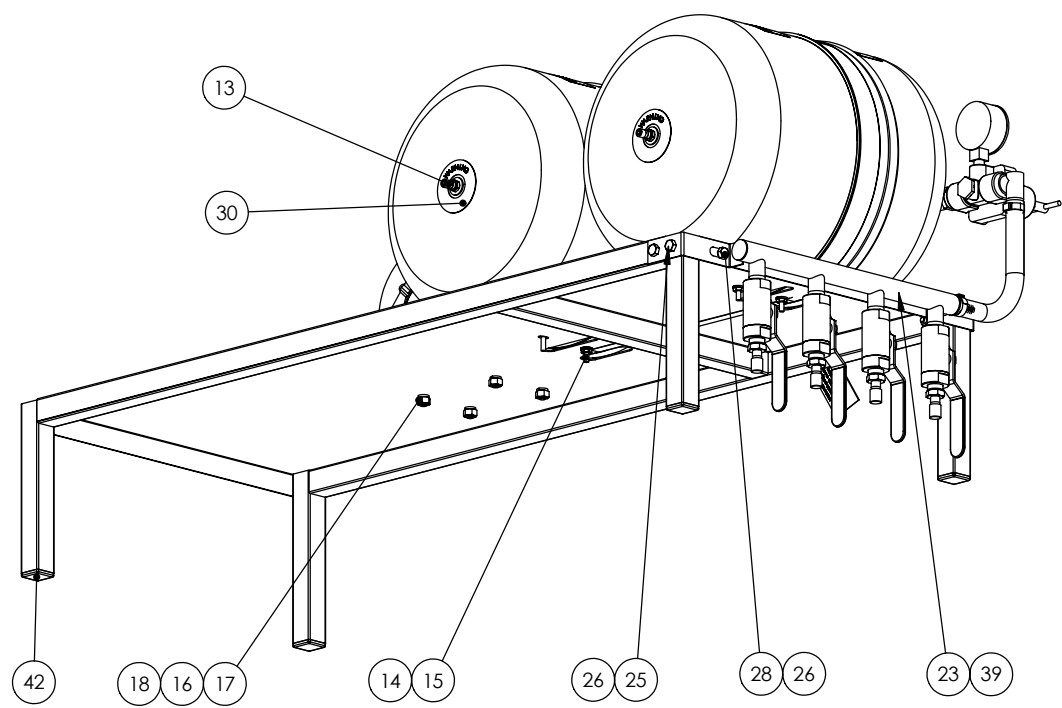
LIST OF MATERIALS			
DO NOT SCALE THIS DRAWING.	HOLE DIA. TOX-.002	HOLE DIA. TOX-.002	
ALL DIMENSIONS ARE IN INCHES.	.013-.125 +.003	.501-.750 +.007	
THREADS PER ANSI AND SAS STANDARDS.	.126-.250 +.004	.751-1.000 +.009	
CYLINDRICAL SURFACES AND FACES TO BE SQUARE WITHIN .004 PER INCH.	.251-.500 +.005	1.001-2.000 +.011	
ALL DIAMETERS TO BE CONCENTRIC TO COMMON CENTER LINE WITHIN .005 TIR.	XXX+.005	XXX+.005	
BREAK ALL SHARP EDGES .005/.015 R OR .005/.015 X 45°±5° CHAMFER.	XX ±.010	XX ±.015	
	X ±.015 ±1/2"	X ±.020 ±1/2"	
	XX ±.030	XX ±.030	
		SURFACE FINISH	63
MATERIAL:	SEE PARTS LIST		
DR R. PARE	08-22-00		
CHK			

McCann's Engineering & Mfg. Co.
 4570 W. Colorado Blvd.
 Los Angeles CA, 90039
 ASSY, SURGE TANK 2 WIDE
 16-1516
 SCALE: 1:4 SHEET 1 OF 1

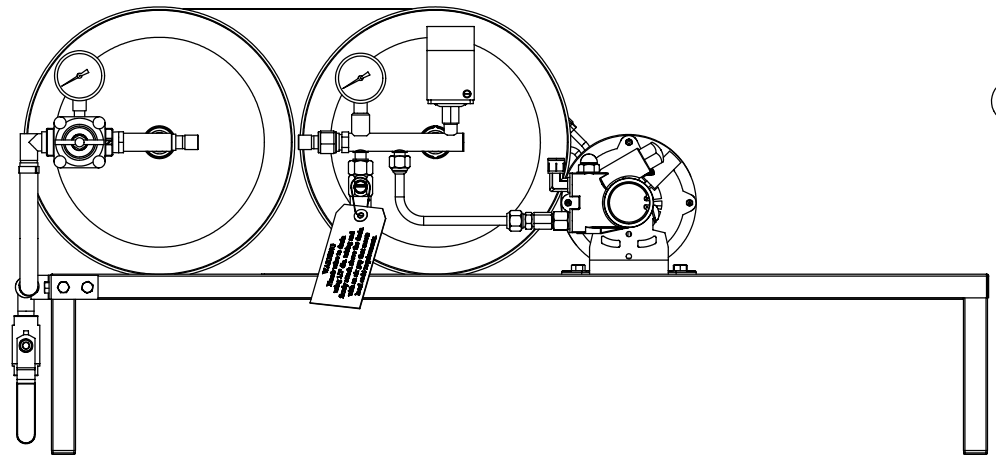
FIRST PRODUCTION SAMPLE MUST BE SUBMITTED TO McCANN'S ENGINEERING & MFG. CO. FOR APPROVAL.

REVISIONS					
REV	ECN#	DESCRIPTION	DRFT.	APPR.	DATE
C	9533	DELETED ITEM 4, 21, 24, ADDED ITEM 36 THRU 42. QTY OF ITEM 10 IS 1 WAS 2, QTY OF ITEM 11 IS 1 WAS 2, QTY OF ITEM 12 IS 1 WAS 6.	MAA		06-19-01

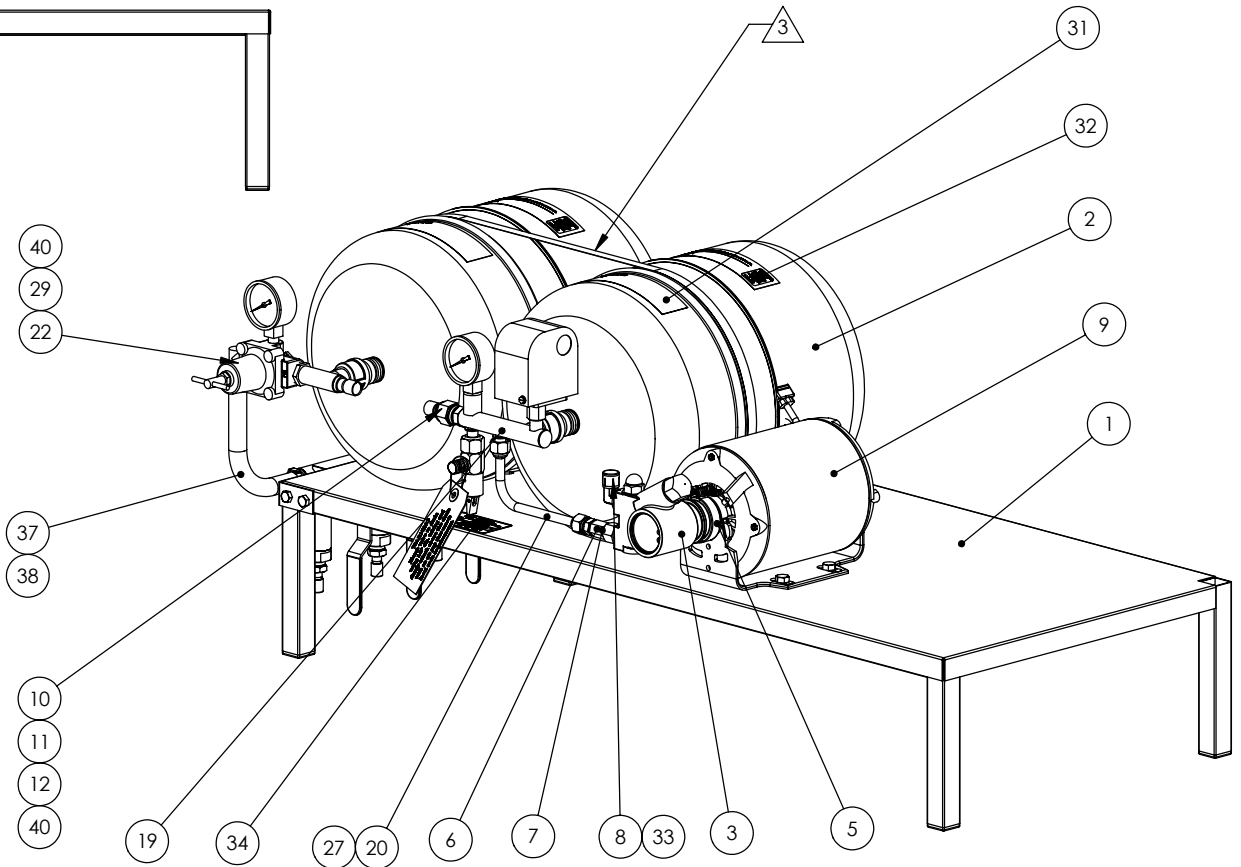
D



C



B



A

QTY.	ITEM NO.	PART NO.	DESCRIPTION
4	59	10-1179	Plug
4	58	10-1877	Plug, Cap
2	57	10-1802	Plug, Cap
1	56	Strap	Surge Tank
2	55	10-1721	
1	54	09-2358-ND	
1	53	18-1428	
1	52	09-0827	
2	51	18-1414	
2	50	18-1412	Curved
2	49	18-1418	Curved
2	48	10-1685	
2	47	19-0268	
6	46	10-0793	nuf_hex .250-20
1	45	15-1966E	
1	44	19-0594	
1	43	19-0601C	
4	42	10-1179	PLUG, BAG IN BOX
1	41	02-9301	STRIPPING, 2 X 3/8
2	40	10-1802	PLUG, CAP, SC-1/2-8, RED
4	39	10-1877	PLUG, CAP, VC-375, BLACK
2	38	10-1721	CLAMP, 3/4" ID
9"	37	02-0657	TUBING, 1/2" ID, BRAIDED
4	36	10-1721	CLAMP, 3/4" ID
25'	35	02-0657	TUBING, 1/2" ID, BRAIDED
1	34	18-1428	LABEL, PART/SERIAL NUMBER
1	33	09-0827	PLUG
2	32	18-1418	LABEL, PRESSURE, WATER BOOSTER
2	31	18-1412	LABEL, WARNING, WATER BOOSTER
2	30	18-1414	LABEL, SCHRADER VALVE
2	29	10-0010	O-RING
2	28	10-1685	BOLT, HEX HD, 1/4-20 X .75, ZINC PLATED
3	27	19-0268	GASKET, FLARE, 3/8
4	25	10-1842	BOLT, HEX HD, 1/4-20 X 1.5, ZINC PLATED
1	23	15-2379	ASSY, MANIFOLD, 4 POSITION
1	22	15-2380	ASSY, REGULATOR, LARGE WATER BOOSTER
1	20	15-1965	ASSY, WATER INLET, WATER BOOSTER
4	18	00-1077	NUT, HEX, 5/16-18
4	17	10-0555	BOLT, HEX HD, 5/16-18 X 5/8
4	16	10-0258	WASHER, LOCK, 5/16
4	15	00-0424	NUT, HEX, #10-32
4	14	10-0257	WASHER, LOCK, 1/4
2	13	10-1658	FITTING, TANK VALVE
1	12	10-1676	GASKET, FLARE, 1/2
1	11	19-0707	FITTING, 1/2 FF X 1/2 BARB
1	10	19-0708	NUT, SWIVEL, 3/4-16, 1/2 FF
1	9	10-1647	MOTOR, 1/3 HP, 115 V
1	7	19-0671-01	FITTING, 3/8 FF X 3/8 MNPT
1	5	00-1222	CLAMP, V-BAND, CARBONATOR
1	3	16-0148	PUMP, BRASS, ROTARY VANE, 100 GPH
2	2	15-2011	ASSY, WATER BOOSTER TANK, 4.4 GAL
1	1	15-2383	ASSY, SHELF, SURGE TANK, 3 WIDE

⚠ SANDWICH ITEM 41 BETWEEN THE TWO TANKS AND STRAP USING SHIPPING STRAP.

⚠ ITEMS 35 & 36 TO BE SUPPLIED WITH EACH SURGE TANK ASSEMBLY. ITEM 36 BE BAGGED (02-9600 BAG) AND TAPED TO ITEM 1.

1. IDENTIFY SHIPPING CONTAINER WITH PART NO. & LATEST REV. LETTER.

NOTES: UNLESS OTHERWISE SPECIFIED.

LIST OF MATERIALS			
DO NOT SCALE THIS DRAWING.	HOLE DIA. TOX-.002	HOLE DIA. TOX-.002	
ALL DIMENSIONS ARE IN INCHES.	.013-.125 +.003	.501-.750 +.007	
THREADS PER A.S.M.E. AND S.A.E. STANDARDS.	.126-.250 +.004	.751-1.000 +.009	
CYLINDRICAL SURFACES AND FACES	.251-.500 +.005	1.001-2.000 +.011	
TO BE SQUARE WITHIN LOCALER INCH.	XXX+.005	STRET METAL PARTS	
ALL DIAMETERS TO BE CONCENTRIC TO COMMON CENTER LINE WITHIN .005 TIR.	XX ±.010	ANGLES XX ±.015	XX ±.030
BREAK ALL SHARP EDGES .005/D15 R OR .005/D15 X 45°±5° CHAMFER.	X ±.015 ±1/2"	SURFACE FINISH	✓
	XX ±.030		
MATERIAL:	SEE PARTS LIST		
DR R. PARE	08-22-00		
CHK			

McCann's Engineering & Mfg. Co.
4570 W. Colorado Blvd.
Los Angeles CA, 90039

ASSY, SURGE TANK 3 WIDE

REV D 16-1517

SCALE: 1:4 SHEET 1 OF 1