


**Service Manual for
Food Equipment
M40A Mixer**



Important: Please Read Before First Use!

Guangdong Henglian Food Machine CO., LTD

Address: 95 Lijiang Road, Shilou, Panyu, Guangzhou China

Tel: +86(20) 84868083 84868086 Fax: +86(20) 84862988

E-mail: export@hl-cn.cn <http://pyhl.com.cn> <http://www.hl-cn.cn>

TABLE OF CONTENTS

Cleaning Procedure	3
Maintenance	4
Parts List	5
Circuit Diagram	6

PARTS LIST

The movement of the attachments is gear driven. There is enough lubrication in to the shift box, however, add lubrication to the gear box once every four months. *Mike to send us a maintenance sheet and service manual.*

If service is required beyond daily maintenance refer to a qualified personal or call our service number located on the first & last page of this booklet.

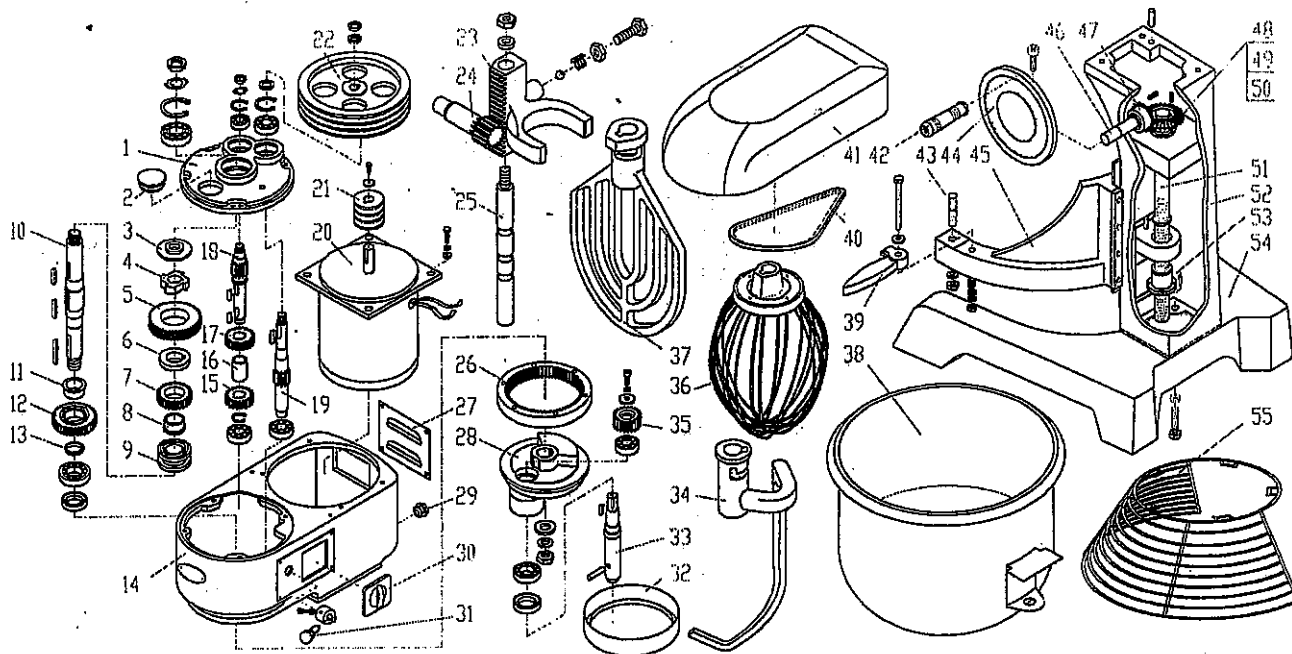


Figure L

PARTS LIST

Illus	Part NO	Name Of part	AMT				
1	M40-05-02	Case cover	1	28	M40-06-10	Pusher base	1
2		Plug	1	29		Ring	1
3	M40-05-03	Washer	1	30	LQ5-15/2	Shift switch	1
4	M40-05-19	Clutch base	1	31	M40-17	Shift handle	1
5	M40-05-21	Gear Z=52	1	32	M40-06-12	Oil collector	1
6	M40-05-18	Washer	1	33	M40-06-06	Mixing shaft	1
7	M40-05-17	Joint gear Z=36	1	34	M40-06-05	Dough arm	1
8	M40-05-13	Bush	1	35	M40-06-08	Gear Z=21	1
9	M40-05-24	Jointer	1	36	M40-06-05A	Wire whip	1
10	M40-05-22	Shaft	1	37	M40-06-05B	Flat beater	1
11	M40-05-13	Bush	1	38	M40-06-04	Bowl	1
12	M40-05-14	Joint gear Z=45	1	39	M40-06-14	L/R press blank	1
13	M40-05-12	Adjustable washer	1	40	A800	Belt	3
14	M40-05-23	Case	1	41	M40-05-01	Top cover	1
15	M40-05-10	Gear Z=20	1	42		Handle	1
16	M40-05-09	Washer	1	43	M40-06-15	Pin	2
17	M40-05-07	Gear Z=29	1	44	M40-14	Handle wheel	1
18	M40-05-11	Gear shaft Z=13	1	45	M40-06-02	Bowl support	1
19	M40-05-08	Gear shaft Z=15	1	46	M40-13	Wheel shaft	1
20		Motor 3-380V 1.5kW	1	47	M40-11	Cone gear B Z=34	1
21	M40-05-06	Belt pulley D62	1	48	M40-09	Cone gear A Z=34	1
22	M40-05-04	Belt pulley D250	1	49	6203	Bearing 6203	1
23	M40-05-16	Dial fork	1	50	51203	Thrust bearing	1
24	M40-16	Gear Z=14	1	51	M40-08	Screw pole	1
25	M40-19	Dial fork axis	1	52	M40-06-16	Pedestal	1
26	M40-05-15	Annular gear Z=67	1	53	M40-07	Flange nut	1
27	M40-03	Rear cover	1	54	M40-06-01	Bottom base	1
				55	M40-06-07	Shield	1

CLEANING PROCEDURES

1. The unit and accessories must be cleaned regularly to maintain sanitation requirements

Note: Based on NSF compliant rules and regulations, the equipment must be cleaned after each use. Equipment should be inspected regularly to assure that it is clean and all food particles are removed from every part of the unit.

Please follow these steps to clean the equipment:

- a. To clean equipment, use a small amount of dish soap mixed with clean water
- b. Wet a soft wash rag with the soapy solution and wipe off equipment
- c. Wet a second wash rag in clean water and away soapy solution
- d. Make sure the soapy solution is completely removed and dry equipment with a soft towel

Note: Be sure equipment is completely dry. Leaving equipment damp may cause rusting.

MAINTENANCE

The equipment has a gear driven transmission. The gear box comes lubricated; however, user must add lubrication to the gear box once every four months.

Note: If service is required beyond daily maintenance please refer to qualified personnel or call our service number located on the first and last page of this manual.

2. Annular Gear 26 and Gear 35 (see Figure L) must be kept lubricated at all times

Please follow these steps to lubricate gears:

- a. Remove nut (1) (see Figure K)
- b. Remove whole body whip seat (2) (see Figure K)
- c. Add suggested lubricant to the Annular Gear 26 and Gear 35 (see Parts List A)
- d. When finished replace nut and body Turn seat

Note: Do not exceed required amount of lubricant.

3. Oil must be changed every four months

Please follow these steps to change the oil:

- a. Remove top cover 41 (see parts list A)
- b. Remove Bearing Case cover 1 (see parts list A)
- c. Replace oil located inside of the gear box
- d. When finished replace top cover and seat cover

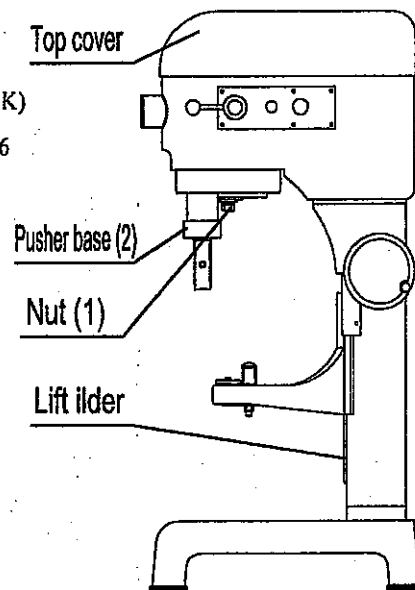


Figure K