

Digital Countertop Series 2500

Domestic and International Models

Parts Manual

Models:

2501, 2502, 2504, 2505, 2507, 2508, 2509, 2510, 2512, 2514 Voltage Specific Models

2500 Dual Voltage Model



Original Document

Document #: LIN_EO_P_DIGCT_S2500_DOMINTL_4605891a – 05/23

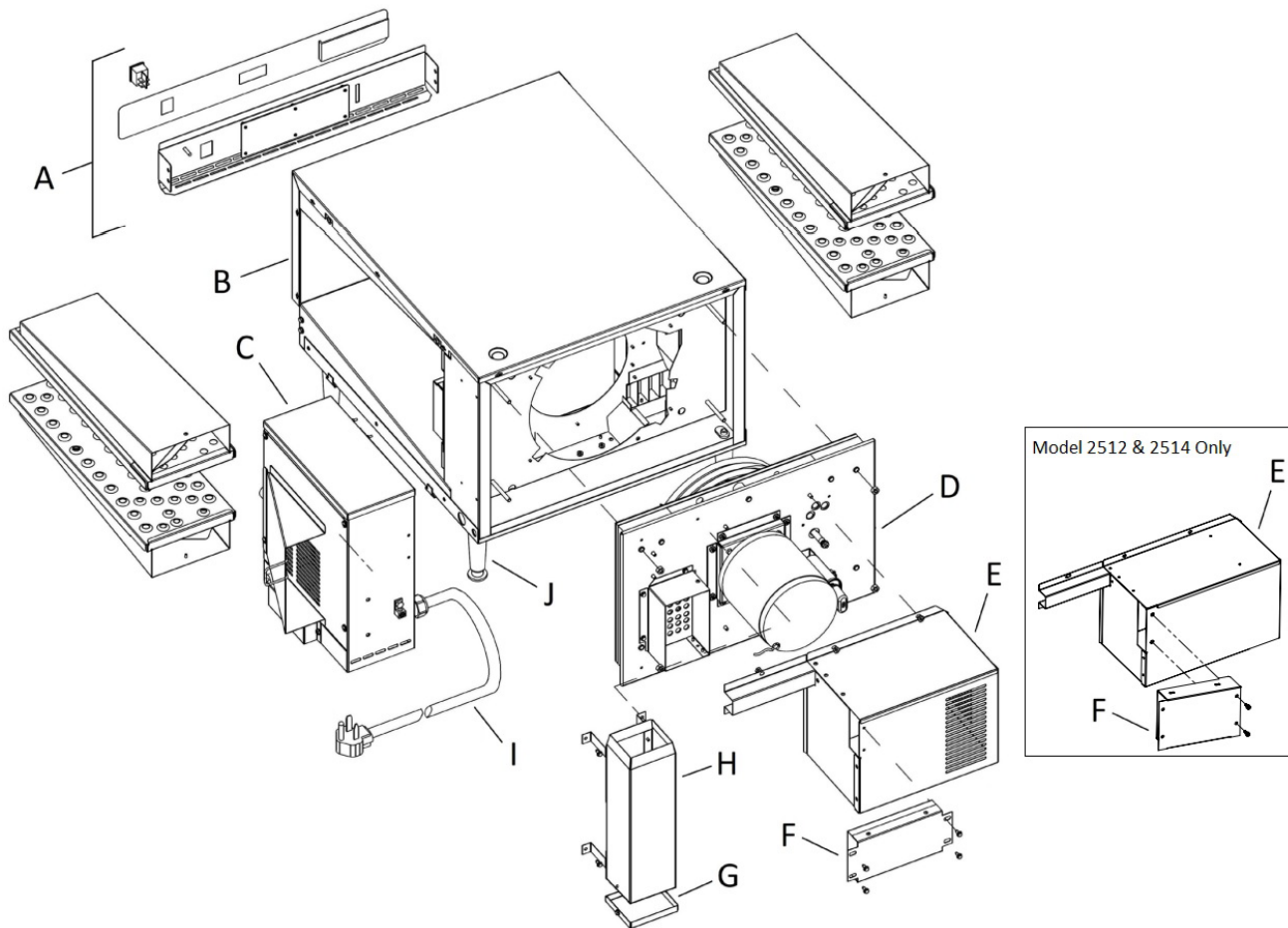








THIS PAGE INTENTIONALLY LEFT BLANK

Contents

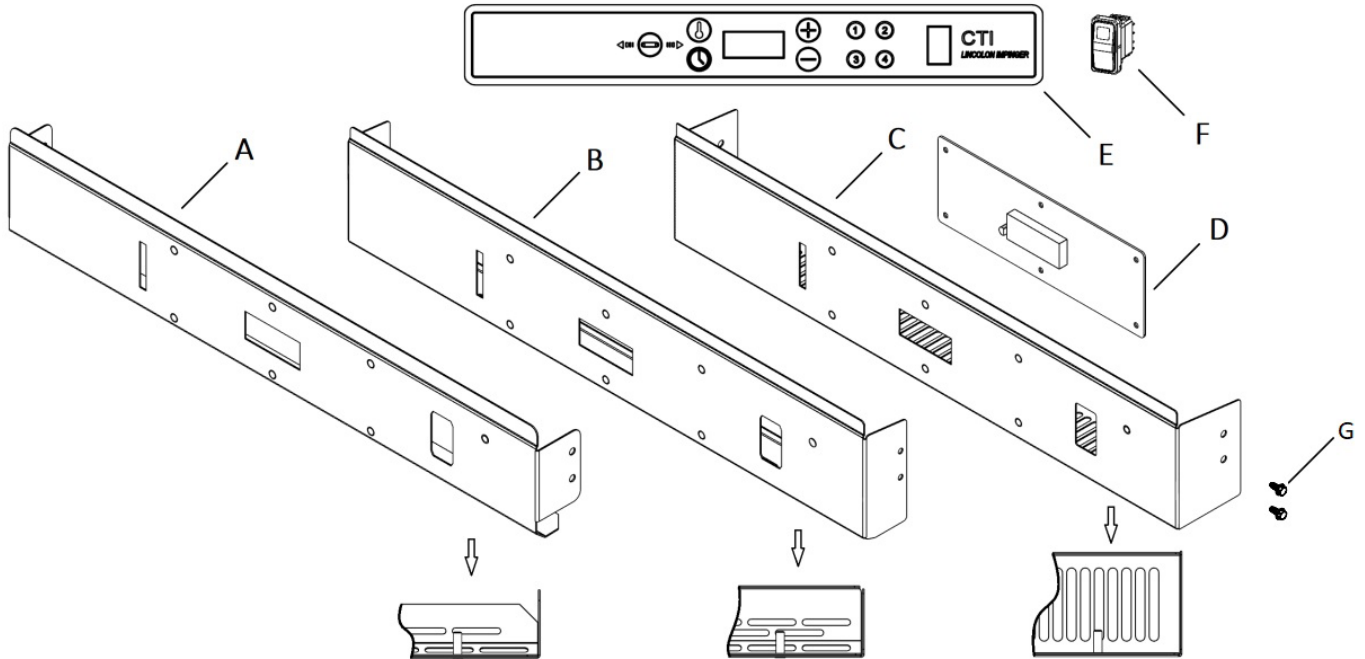
General View – All Models	4
Front Panel Assembly – All Models	5
Front Panel Assembly – Grease Filter Option	
Model 2504S12N0001620 & 2514S12N0001620 Only	6
Cavity Assembly – Outer Parts	7
Cavity Assembly – Inner Parts	8
Control Box – Non-Electrical Parts	9
Control Box – Non-Electrical (International)	10
Control Box – Electrical Parts	11
Control Panel Assembly – 2500 (Dual Voltage)	
S/N 2012100100663 & Below	12
Control Panel Assembly – 2500 (Dual Voltage)	
S/N 2012100100664 & Above	13
Control Panel Assembly – 2501, 2502	14
Control Panel Assembly – 2504, 2510	15
Control Panel Assembly – 2505, 2508, 2509	16
Control Panel Assembly – 2507, 2512	17
Control Panel Assembly – 2514	18
Rear Wall Assembly – Metal & Insulation Parts	19
Rear Wall Assembly – Electrical & Blower Parts	20
Standard Conveyor Assembly	21
Extended Conveyor Assembly	22
Miscellaneous Items	24










General View – All Models



LETTER	PHOTO	PART NUMBER	DESCRIPTION	CRITICAL / RECOMM.
A			See "Front Panel Assembly" on Page 5 & 6	
B			See "Cavity Assembly" on Page 7 & 8	
C			See "Control Box Parts" on Page 9, 10 & 11	
D			See "Rear Wall Assembly" on Page 19 & 20	
E		370020 11090003348 4609873	Motor Cover Assembly Motor Cover Assembly (S/N 201100100877 & ABOVE) Motor Cover Assembly IPX (Models 25045 & 2512 & 2514 Only)	
F		370041 11090003242	Duct, Inner/Outer Assembly Duct Assembly (Models 25045 & 2512 & 2514 Only)	
G		370102	Cap, Flue Bottom	
H		CK9002807	Flue Duct Assembly	
I		370019 333094	Power Cord (All Models Except 2501011U0501620) Cordset, 30Amp Heilund (Model 2501011U0501620 Only)	
J		369461	Leg, 4" Adjustable	
Not Shown		1381 2540	Side Heat Shield Front Heat Shield	

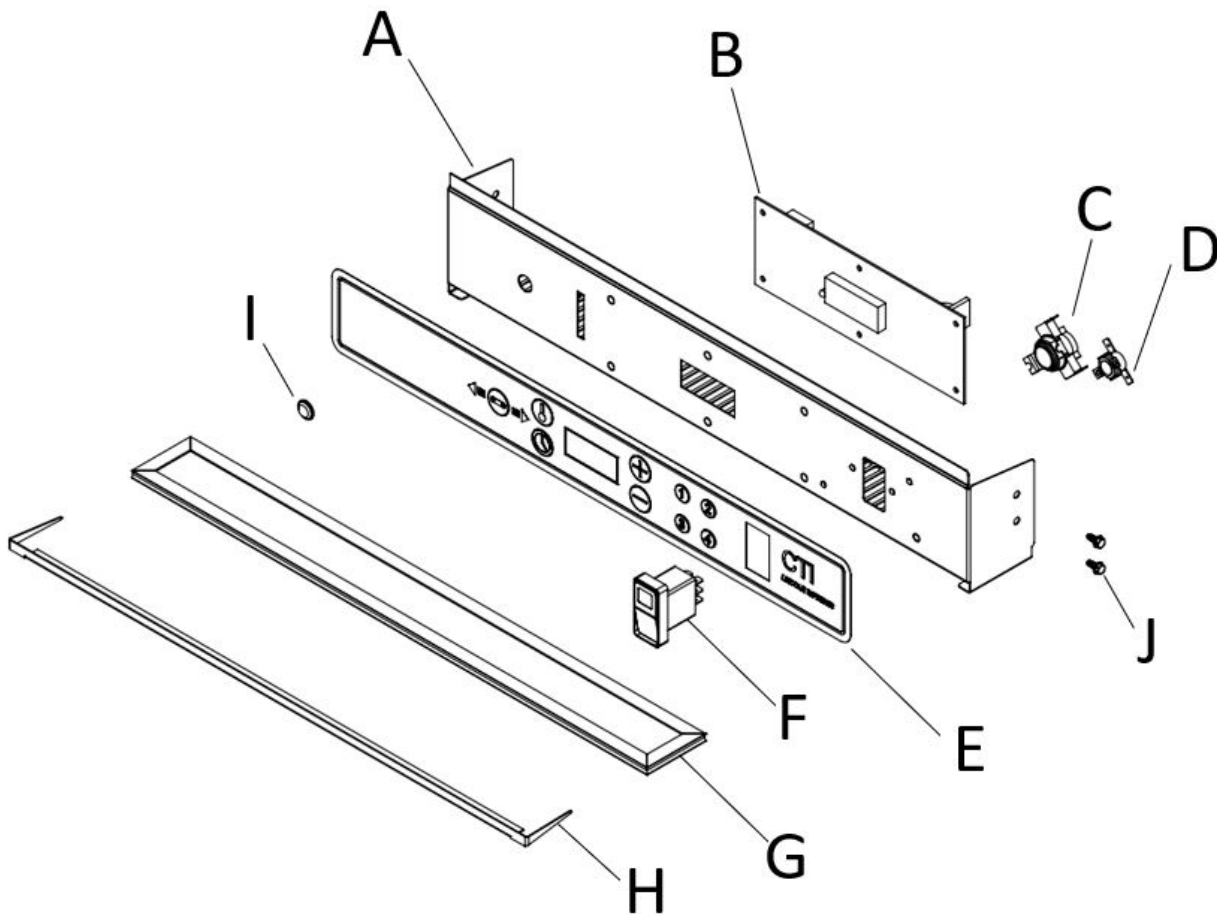
Front Panel Assembly – All Models







LETTER	PHOTO	PART NUMBER	DESCRIPTION	CRITICAL / RECOMM.
A		371452 11090003235	Front Bracket Assembly (S/N 1701100100677 & Below) Front Bracket Assembly (S/N 1701100100678 to 1901100102862)	
B		11090002341	Front Bracket Assembly (S/N 1901100102863 to 2011100100876)	
C		4605220	Front Bracket Assembly (S/N 2011100100877 & Above)	
D		371109 371424	Control Board (All Models Except 2501004) Control Board (Model 2501004 Only)	C
E		371430	Membrane Switch (S/N 1701100100677 & Below) (Except 2501002, 2502002, QT3, HB3)	C
		11010005738	Membrane Switch (S/N 1701100100678 & Above) (Except 2501002, 2502002, QT3, HB3)	C
		371108	Membrane Switch (S/N 1701100101060 & Below) (2501002, 2502002, QT3, HB3 Only)	C
		11010005737	Membrane Switch (S/N 1701100101061 & Above) (2501002, 2502002, QT3, HB3 Only)	C
F		MER340038	Switch, Lighted Rocker (S/N 1701100100677 & Below) (S/N 1701100101060 & Below for QT3, HB3)	C
		4605437	Switch, Lighted 6-Terminal & Wire Kit (S/N 1701100100678 to 200810010139)	C
		4600614	Switch, Lighted 6-Terminal (S/N 2008100101393 & Above)	C
G		371143	Screw	
Not Shown		4605234	Front Control Wire Harness (Includes Conveyor Motor Cable)	

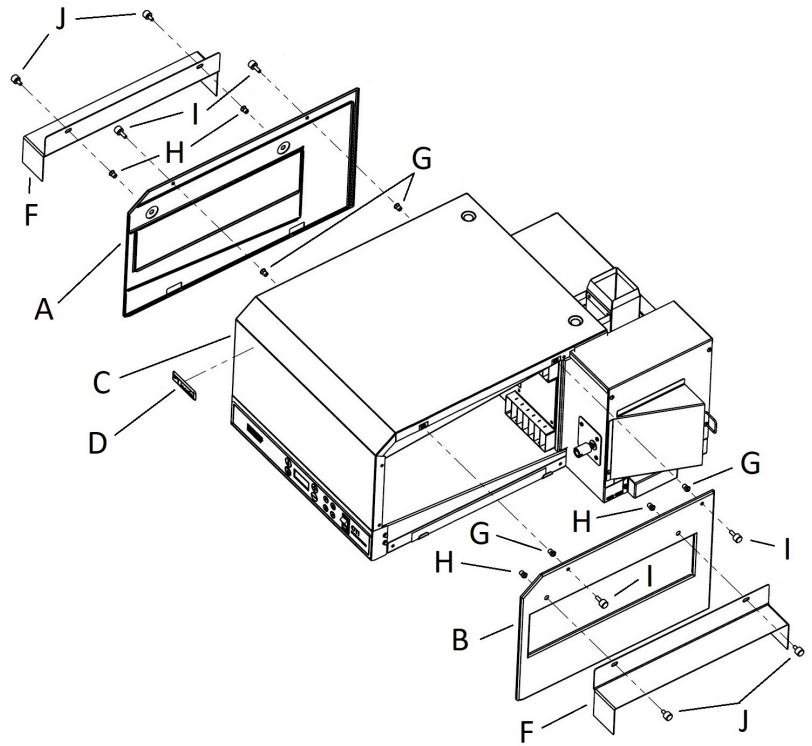
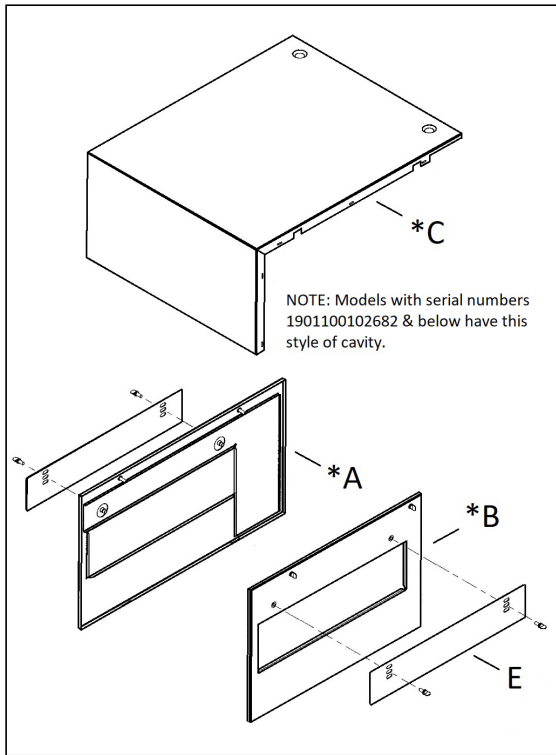
Front Panel Assembly – Grease Filter Option









Model 2504S12N0001620 & 2514S12N0001620 Only



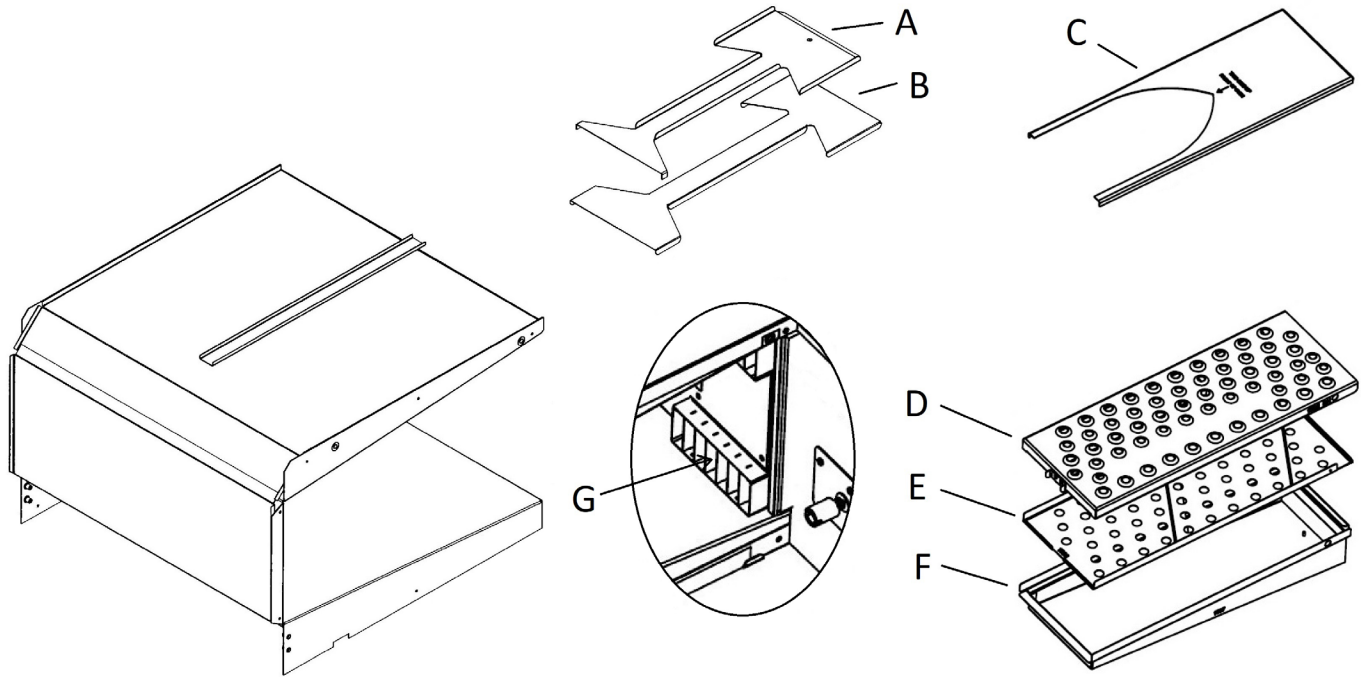
LETTER	PHOTO	PART NUMBER	DESCRIPTION	CRITICAL / RECOMM.
A		4608207	Front Bracket Assembly	
B		371109	Control Board (All Models Except 2501004)	C
C		4607249	Thermal Disc Auto Reset	
D		4607250	Thermal Bi-Metal	
E		11010005738	Membrane Switch (S/N 1701100100678 & Above) (Except 2501002, 2502002, QT3, HB3)	C
F		4600614	Switch, Lighted 6-Terminal	C
G		4608209	Front Grease Filter	
H		4608208	Filter Holder	
I		1936106	Indicator Lamp Amber 28V	
J		371143	Screw	
Not Shown		4606937	Alarm Cut Off Harness	








Cavity Assembly – Outer Parts



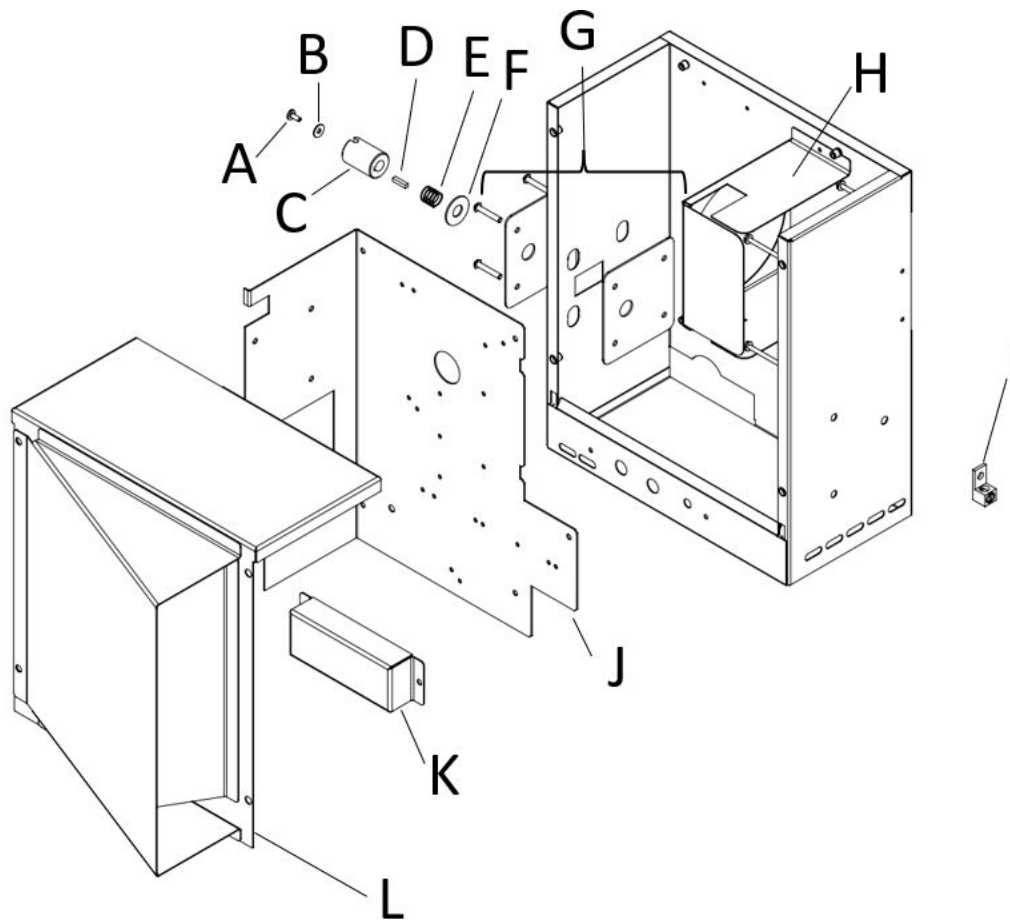
LETTER	PHOTO	PART NUMBER	DESCRIPTION	CRITICAL / RECOMM.
*A A		371421 4604199	*Cover Panel, Left Side (S/N 1901100102682 & Below) Cover Panel, Left Side (S/N 1901100102683 & Above)	
*B B		371422 4605217	*Cover Panel, Right Side (S/N 1901100102682 & Below) Cover Panel, Right Side (S/N 1901100102683 & Above)	
*C C		371429 11090002346	*Cover, Top and Front Combo (S/N 1901100102682 & Below) Cover, Top and Front Combo (S/N 1901100102683 & Above)	
D		10004215	Nameplate, Lincoln	
E		369495	Conveyor Baffle	
F		371491	Baffle DCTI QT3	
G		371444	Round Nut Zert	
H		371445	Hex Nut Zert	
I		371090	Thumb Screw 1/4-20 x 3/4"	
J		369211	Thumb Screw 1/4-20 x 1/2"	

Cavity Assembly – Inner Parts



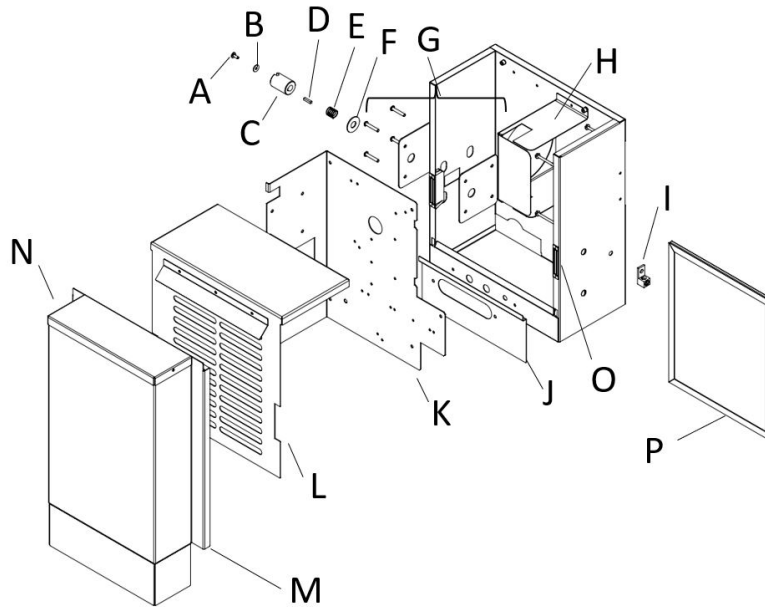
LETTER	PHOTO	PART NUMBER	DESCRIPTION	CRITICAL / RECOMM.
A		370913	Top Air Duct Panel (Except 2501002, 2502002, QT3, 25002, HB3 Only)	
B		370656	Lower Air Duct Panel (Except 2501002, 2502002, QT3, 25002, HB3 Only)	
		370655	Lower Air Duct (S/N 1403230000381 & Below) (Models 2501002, 2502002, QT3, 25002, HB3 Only)	
C		369435	Lower Air Duct (S/N 1403230000382 & Above) (Models 2501002, 2502002, QT3, 25002, HB3 Only)	
D		370657	Finger Cover (General Market) (Except 2501002, 2502002, QT3, 25002, HB3 Only)	
		Contact Factory	Finger Cover (Models 2501002, 2502002, QT3, 25002, HB3 Only)	
E		1379	Columnating Plate (General Market) (Except 2501002, 2502002, QT3, 25002, HB3 Only)	
		Contact Factory	Columnating Plate (Models 2501002, 2502002, QT3, 25002, HB3 Only)	
F		369442	Finger Housing (General Market) (Except 2501002, 2502002, QT3, 25002, HB3 Only)	
		Contact Factory	Finger Housing (Models 2501002, 2502002, QT3, 25002, HB3 Only)	
G		369497	Thermocouple Bracket (Inside Lower Right Plenum)	

Control Box – Non-Electrical Parts



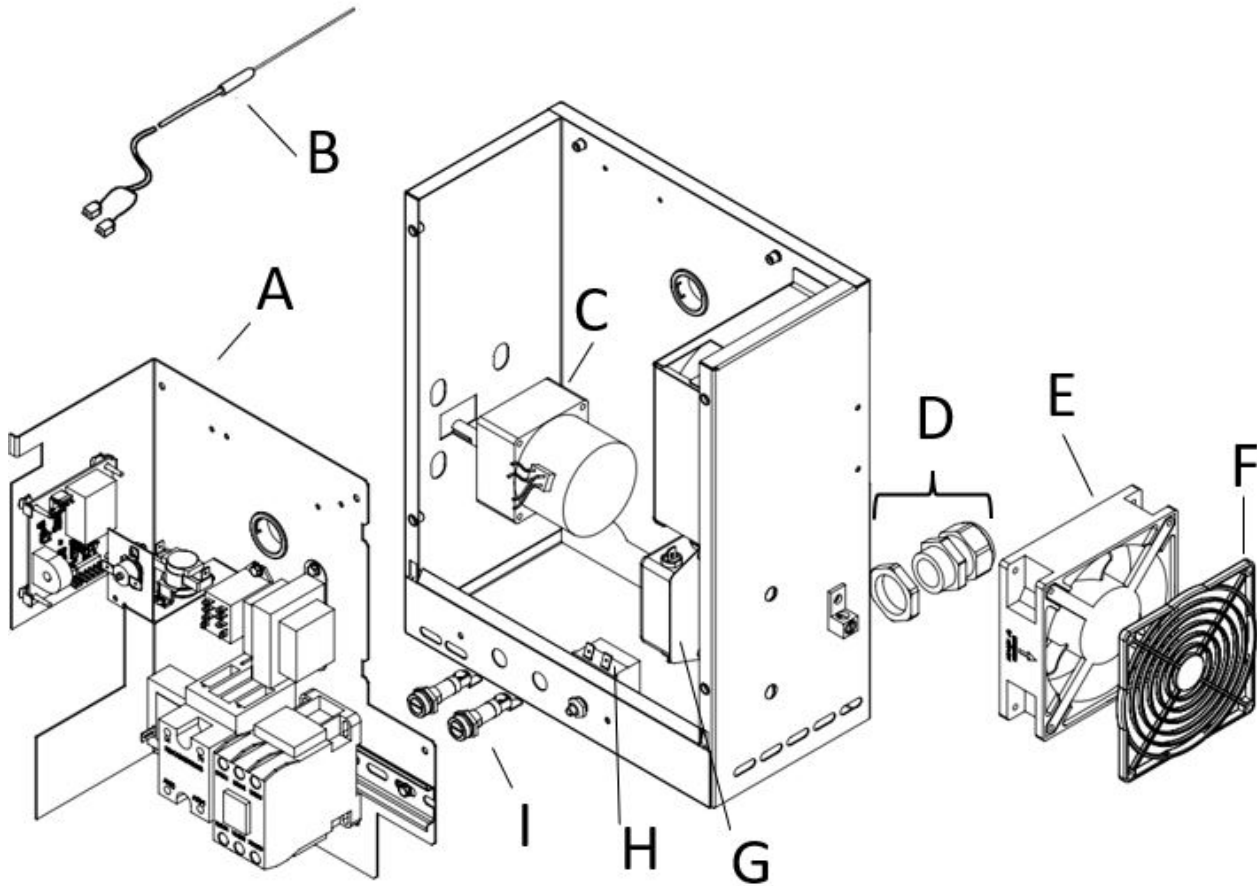
LETTER	PHOTO	PART NUMBER	DESCRIPTION	CRITICAL / RECOMM.
A		350259	Screw, THMSS 6-32 x 3/8	
B		370106	Washer	
C		369413	Key, Square Drive	
D		369410	Coupling Sleeve	
E		369460	Compression Spring	
F		369953	Flat Washer	
G		371447 15779SP	Plate, Reinforcement Screw, M4X20MM	
H		371448	Fan Cover	
I		370364	Ground Lug	
J		371451	Mounting Plate	
K		371446	Fuse Cover	
L		371394 11090003243	Cover Assembly, Control Box (S/N 1901100102862 & Below) Cover Assembly, Control Box (S/N 1901100102863 & Above) (S/N 1901100102863 to 2106100102152) for Australia	









Control Box – Non-Electrical (International)



LETTER	PHOTO	PART NUMBER	DESCRIPTION	CRITICAL / RECOMM.
A		350259	Screw, THMSS 6-32 x 3/8	
B		370106	Washer	
C		369413	Key, Square Drive	
D		369410	Coupling Sleeve	
E		369460	Compression Spring	
F		369953	Flat Washer	
G		371447 15779SP	Plate, Reinforcement Screw, M4X20MM	
H		371448	Fan Cover	
I		370364	Ground Lug	
J		11070004039 4608631 4608838	Blocking Plate (For 2512) (S/N 2212100101727 & BELOW) Blocking Plate (For 2504S) (S/N 2211100100796 & BELOW) Blocking Plate (S/N 2212100101727 & ABOVE)	
K		371451	Mounting Plate	
L		11070004036 4608638 4609087	Front Cover, Control Box (For 2512) (S/N 2212100101727 & BELOW) Front Cover Assembly Control Box (For 2504S) (S/N 2211100100796 & BELOW) Front Cover Assembly Control Box (S/N 2212100101727 & ABOVE)	
M		11070004038 4608633 4608841	Top Scoop Cover (For 2512) (S/N 2212100101727 & BELOW) Top Scoop Cover (For 2504S) (S/N 2211100100796 & BELOW) Top Scoop Cover (S/N 2212100101727 & ABOVE)	
N		11070004037 4608632 4608842	Control Box Scoop (For 2512) (S/N 2212100101727 & BELOW) Control Box Scoop (For 2504S) (S/N 2211100100796 & BELOW) Control Box Scoop (S/N 2212100101727 & ABOVE)	
O		4609139	Control Box Grease Filter (For Grease Filter Option)	C
P		078174-1	Magnetic Catch (For Grease Filter Option) (S/N 2212100101727 & ABOVE)	

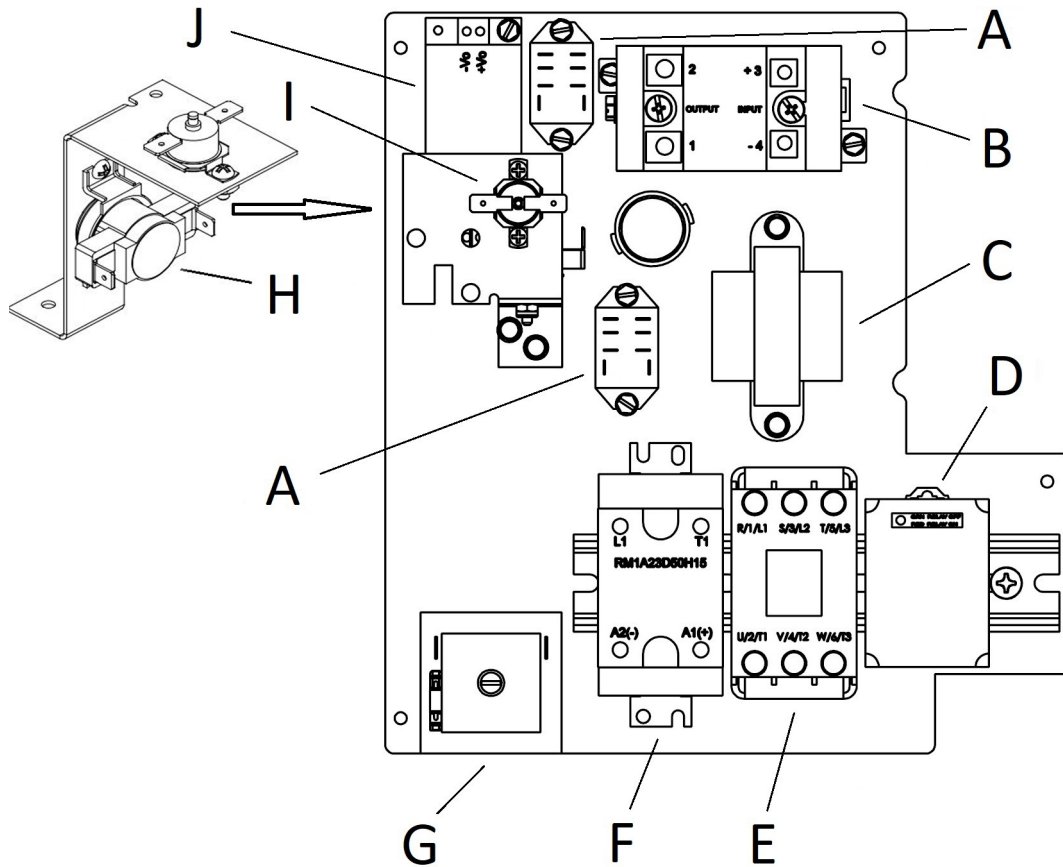
Control Box – Electrical Parts













LETTER	PHOTO	PART NUMBER	DESCRIPTION	CRITICAL / RECOMM.
A			See " Control Panel Assembly " on Pages 12 thru 18	
B		369131-CLE	Thermocouple, J Style (369470 Insulation Seal must be changed at same time)	C
C		371110	Motor, Stepper	C
D		370749	Strain Relief	
E		369378 371449	Motor, Cooling Fan Cordset, Cooling Fan	C
F		369331 371450	Finger Guard, Cooling Fan Screw, Cooling Fan Mount 6-32X2" / (Nut Part# 32630SP)	
G		371154	EMI Filter (Models 2508, 2509, 2512 Only)	C
H		357067	Thermostat, Cavity Hi-Limit (369470 MUST BE REPLACED)	C
I		370342	Fuse holder HTB-361	R
		369492 4605660	Fuse, Time Delay 5A (S/N 2010100101449 & Below) Fuse, Time Delay 7A (S/N 2010100101450 & Above)	C

Control Panel Assembly – 2500 (Dual Voltage)

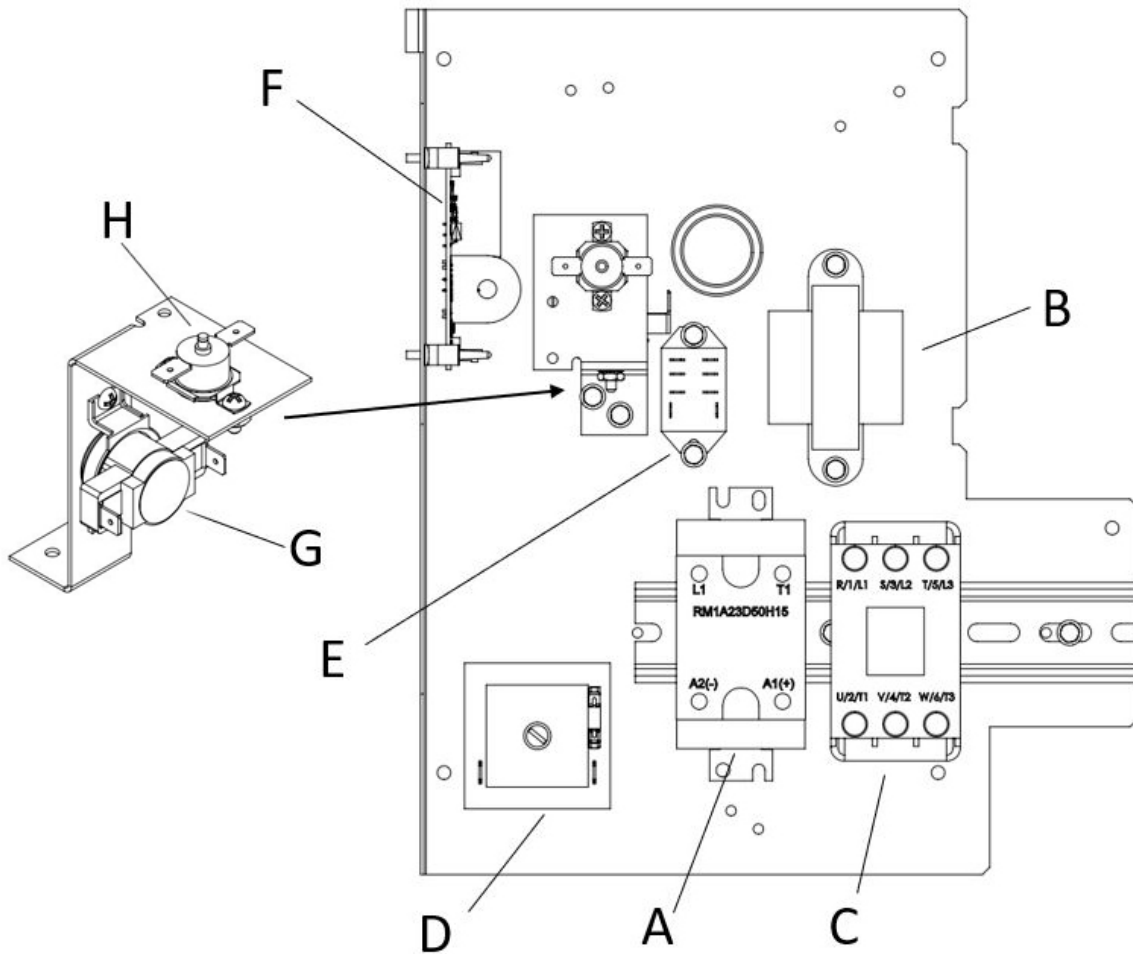
S/N 2012100100663 & Below











LETTER	PHOTO	PART NUMBER	DESCRIPTION	CRITICAL / RECOMM.
A		369422	Relay, Fan	C
B		11010005740	Proportional Controller	C
C		369427	Transformer	C
D		10005705	VMR – Voltage Monitoring Relay	C
E		370739	Contactor, Safety	C
F		371038	Solid State Relay, 50A	C
G		370466	Module, Time Delay, 30 Min, 230V	C
H		369507	Cooling Fan Thermostat	R
I		369431	Hi-Limit, Control Box	R
J		10005709	Power Supply 12VDC	C
Not Shown		11010005717	Wire Harness, Low Voltage	

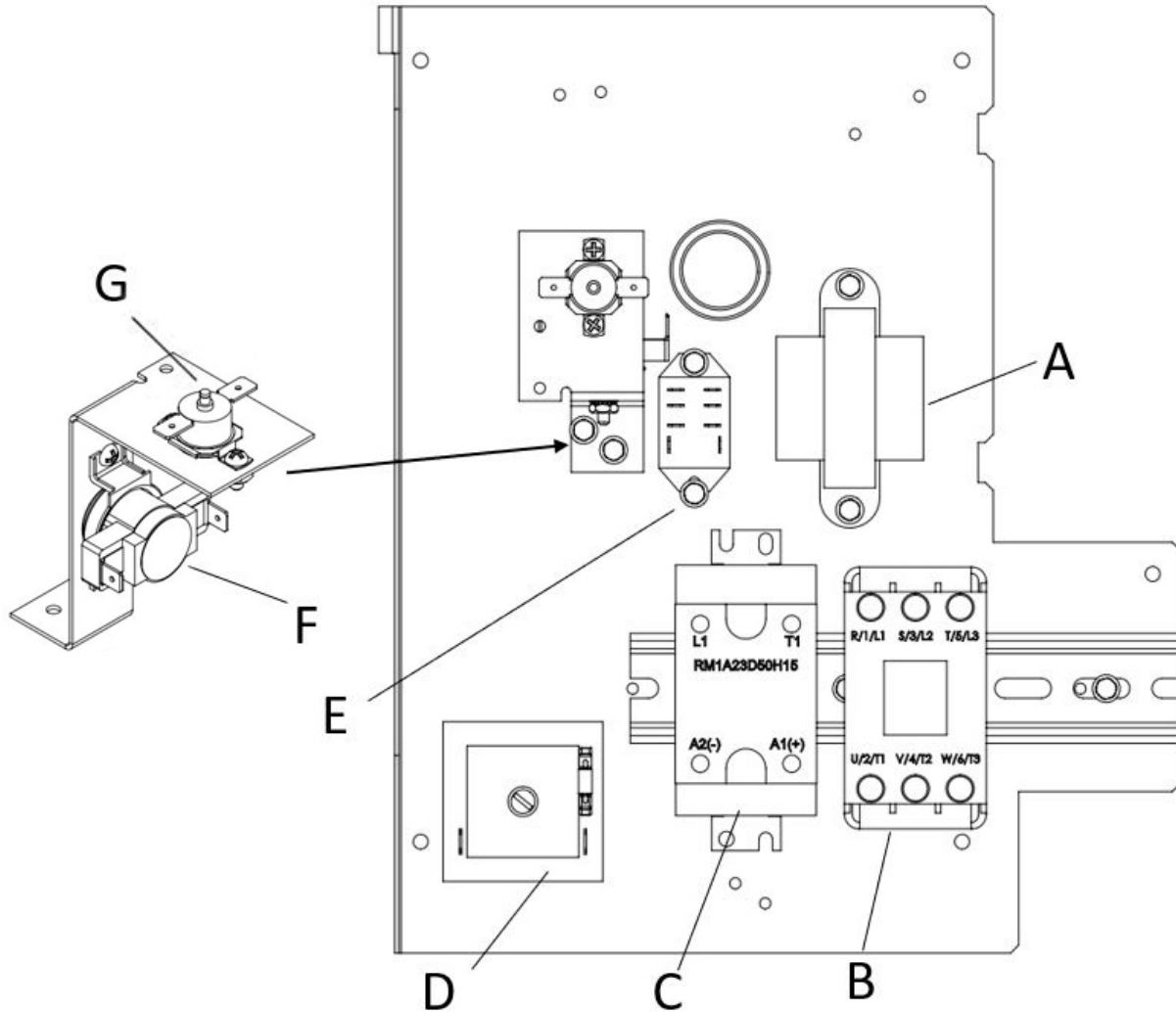
Control Panel Assembly – 2500 (Dual Voltage)








S/N 2012100100664 & Above



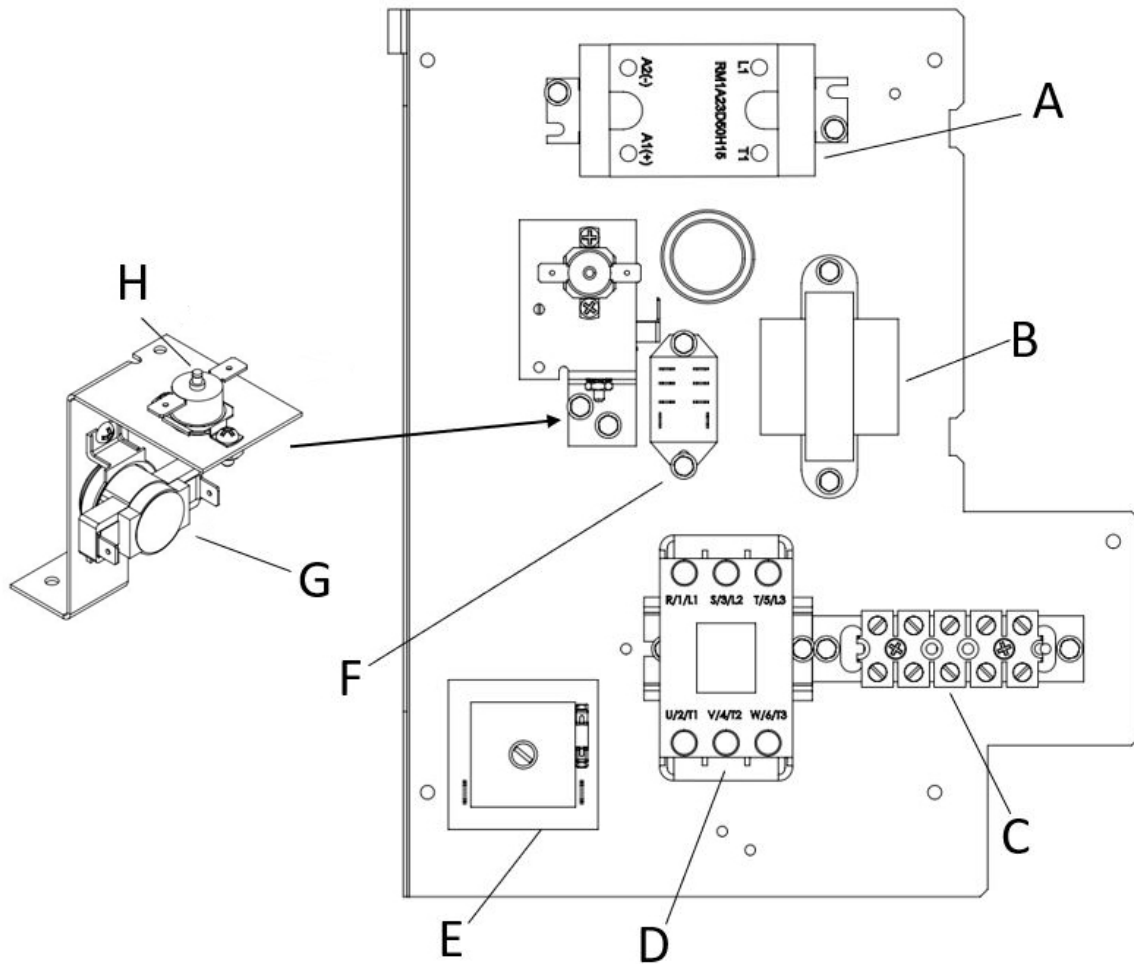
LETTER	PHOTO	PART NUMBER	DESCRIPTION	CRITICAL / RECOMM.
A		371038	Solid State Relay, 50A	C
B		369427	Transformer	C
C		370739	Contactor, Safety	C
D		370466	Module, Time Delay, 30 Min, 230V	C
E		369422	Relay, Fan	C
F		4604369	Dual Voltage Control Board	C
G		369507	Cooling Fan Thermostat	R
H		369431	Hi-Limit, Control Box	R

Control Panel Assembly – 2501, 2502



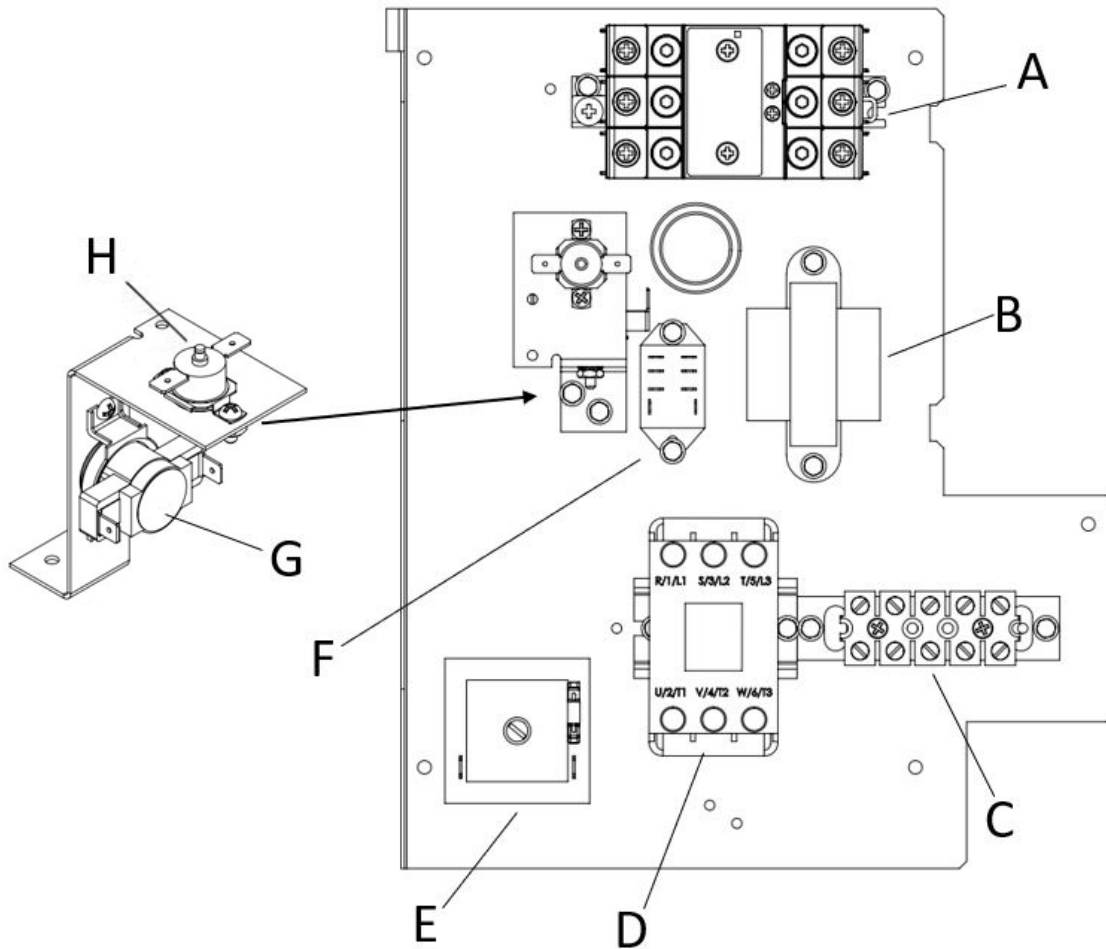
LETTER	PHOTO	PART NUMBER	DESCRIPTION	CRITICAL / RECOMM.
A		369427	Transformer	C
B		370739	Contactora, Safety	C
C		371038	Solid State Relay, 50A	
D		370466	Module, Time Delay, 30 Min, 230V	C
E		369422	Relay, Fan	C
F		369507	Cooling Fan Thermostat	R
G		369431	Hi-Limit, Control Box	R









Control Panel Assembly – 2504, 2510



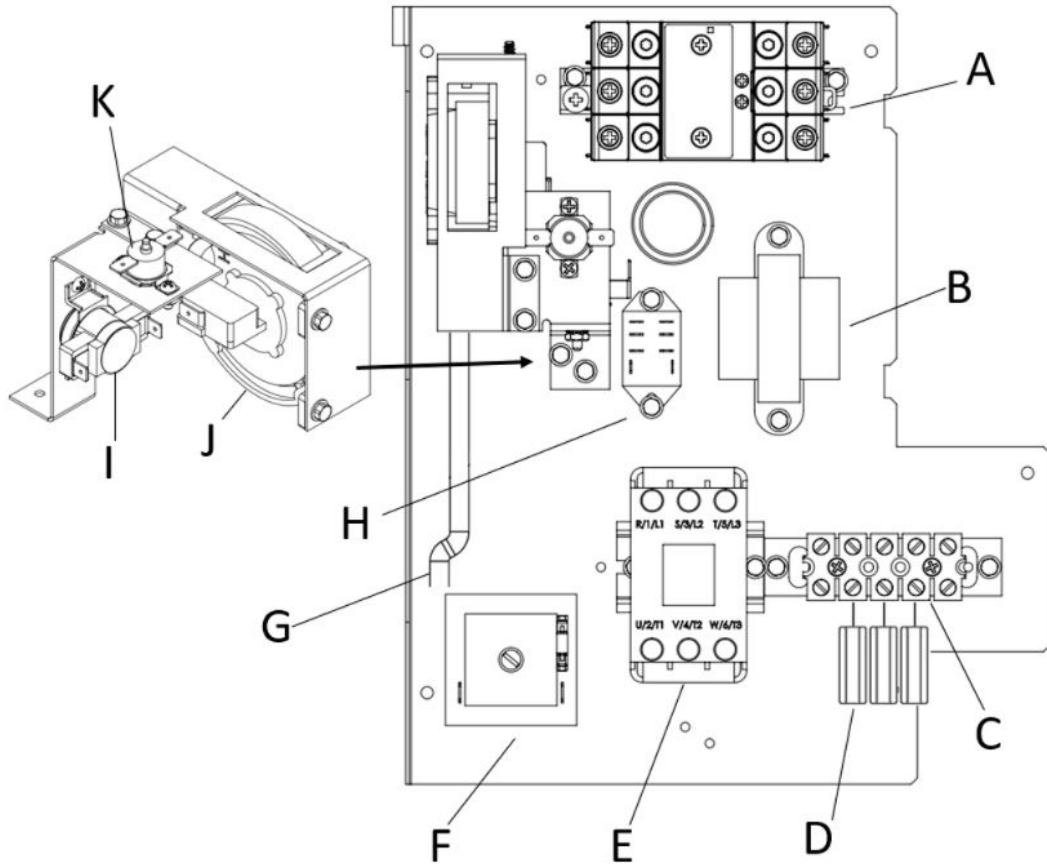
LETTER	PHOTO	PART NUMBER	DESCRIPTION	CRITICAL / RECOMM.
A		371038	Solid State Relay, 50A	C
B		370241	Transformer	C
C		370117 S9002882	Terminal Block, 5 Pole Terminal Bracket Assembly	
D		370739 370740	Contactor, Safety Rail, Contactor	C
E		370466	Module, Time Delay, 30 Min, 230V	C
F		369422	Relay, Fan	C
G		369507	Cooling Fan Thermostat	R
H		369431	Hi-Limit, Control Box	R

Control Panel Assembly –2505, 2508, 2509



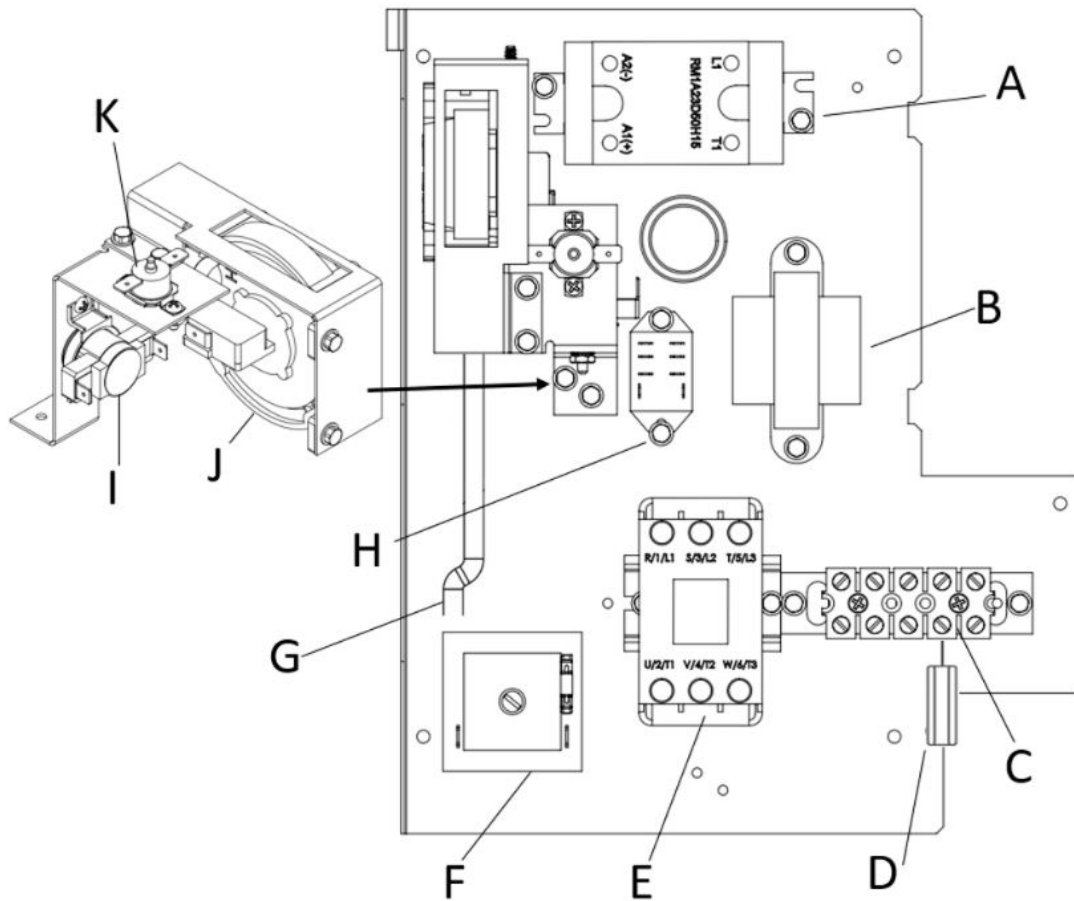
LETTER	PHOTO	PART NUMBER	DESCRIPTION	CRITICAL / RECOMM.
A		371164	Solid State Relay, 25A 3PH	C
B		370241	Transformer	C
C		370117 S9002882	Terminal Block, 5 Pole Terminal Bracket Assembly	
D		370739 370740	Contactor, Safety Rail, Contactor	C
E		370466	Module, Time Delay, 30 Min, 230V	C
F		369422	Relay, Fan	C
G		369507	Cooling Fan Thermostat	R
H		369431	Hi-Limit, Control Box	R

Control Panel Assembly –2507, 2512



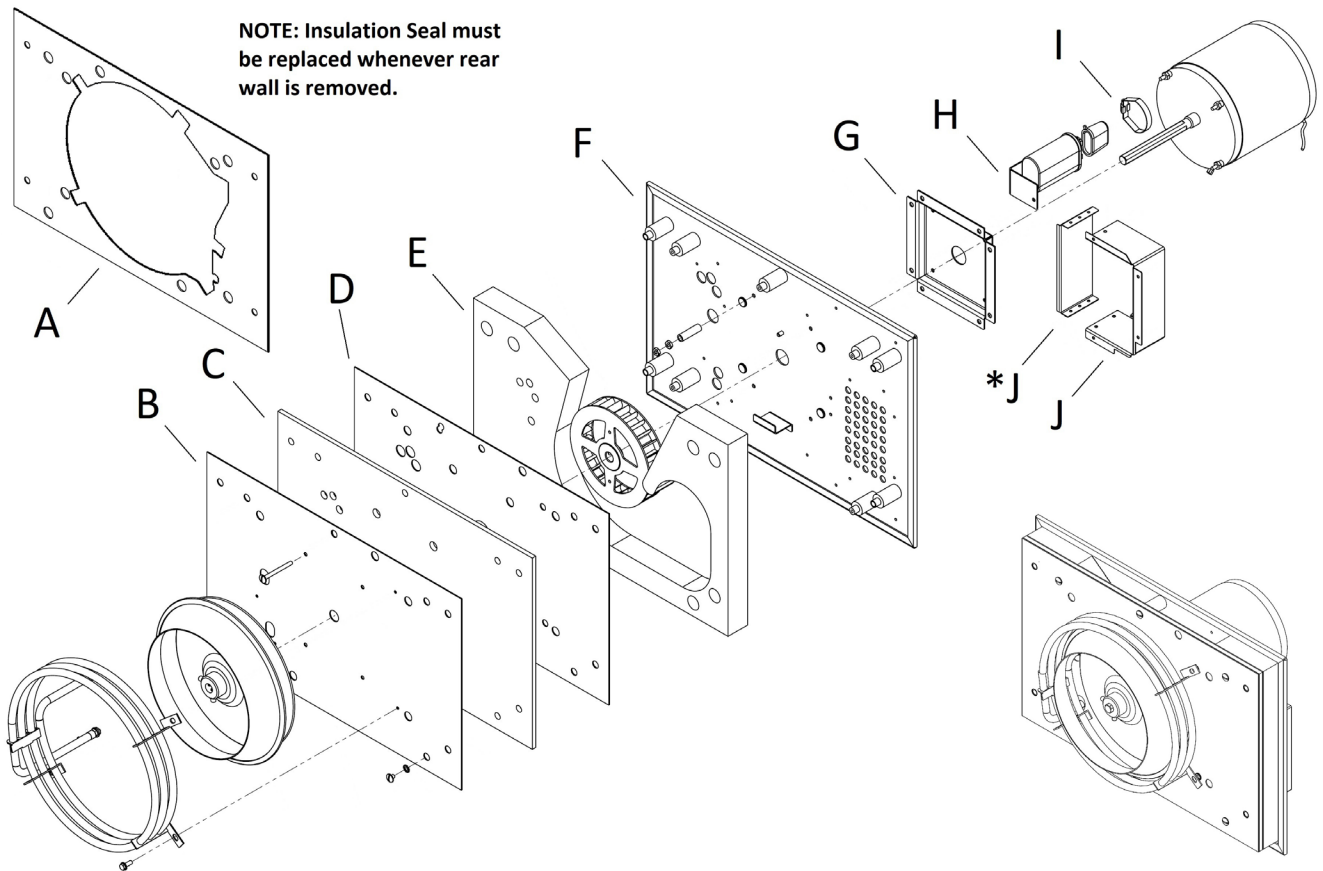
LETTER	PHOTO	PART NUMBER	DESCRIPTION	CRITICAL / RECOMM.
A		371164	Solid State Relay, 25A 3PH	C
B		370241	Transformer	C
C		370117 S9002882	Terminal Block, 5 Pole Terminal Bracket Assembly	
D		371155	EMI Capacitor, 3PH	R
E		370739 370740	Contactor, Safety Rail, Contactor	C
F		370466	Module, Time Delay, 30 Min, 230V	C
G		369865	Air Switch Tube Assembly (Used on Model 2512 Only)	
H		369422	Relay, Fan	C
I		369507	Cooling Fan Thermostat	R
J		CK10001229 370673	Air Switch (S/N 1804100103108 & Below) (Used on Model 2512 Only) Air Switch (S/N 1804100103109 & Above) (Used on Model 2512 Only)	C
K		369431	Hi-Limit, Control Box	R










Control Panel Assembly – 2514



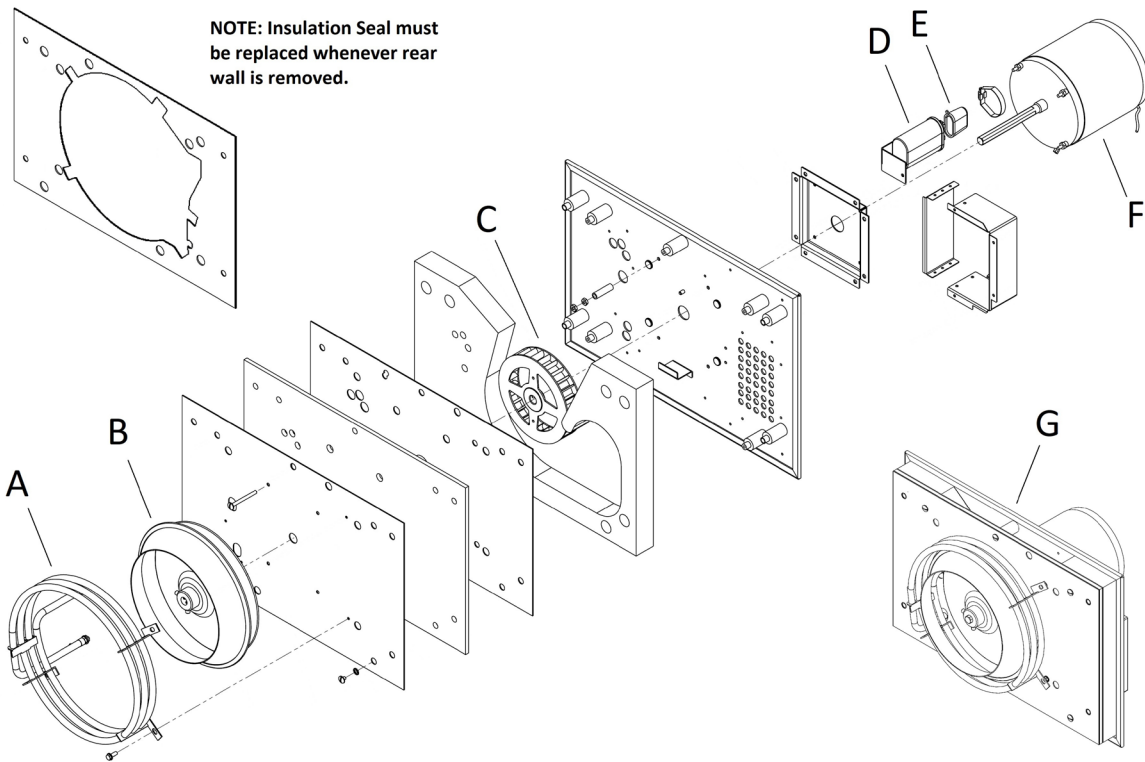
LETTER	PHOTO	PART NUMBER	DESCRIPTION	CRITICAL / RECOMM.
A		371038	Solid State Relay, 50A	C
B		370241	Transformer	C
C		370117 S9002882	Terminal Block, 5 Pole Terminal Bracket Assembly	
D		371158	EMI Capacitor, 1PH	R
E		370739 370740	Contactor, Safety Rail, Contactor	C
F		370466	Module, Time Delay, 30 Min, 230V	C
G		369865	Air Switch Tube Assembly	
H		369422	Relay, Fan	C
I		369507	Cooling Fan Thermostat	R
J		CK10001229 370673	Air Switch (S/N 1804100103108 & Below) Air Switch (S/N 1804100103109 & Above)	C
K		369431	Hi-Limit, Control Box	R

Rear Wall Assembly – Metal & Insulation Parts



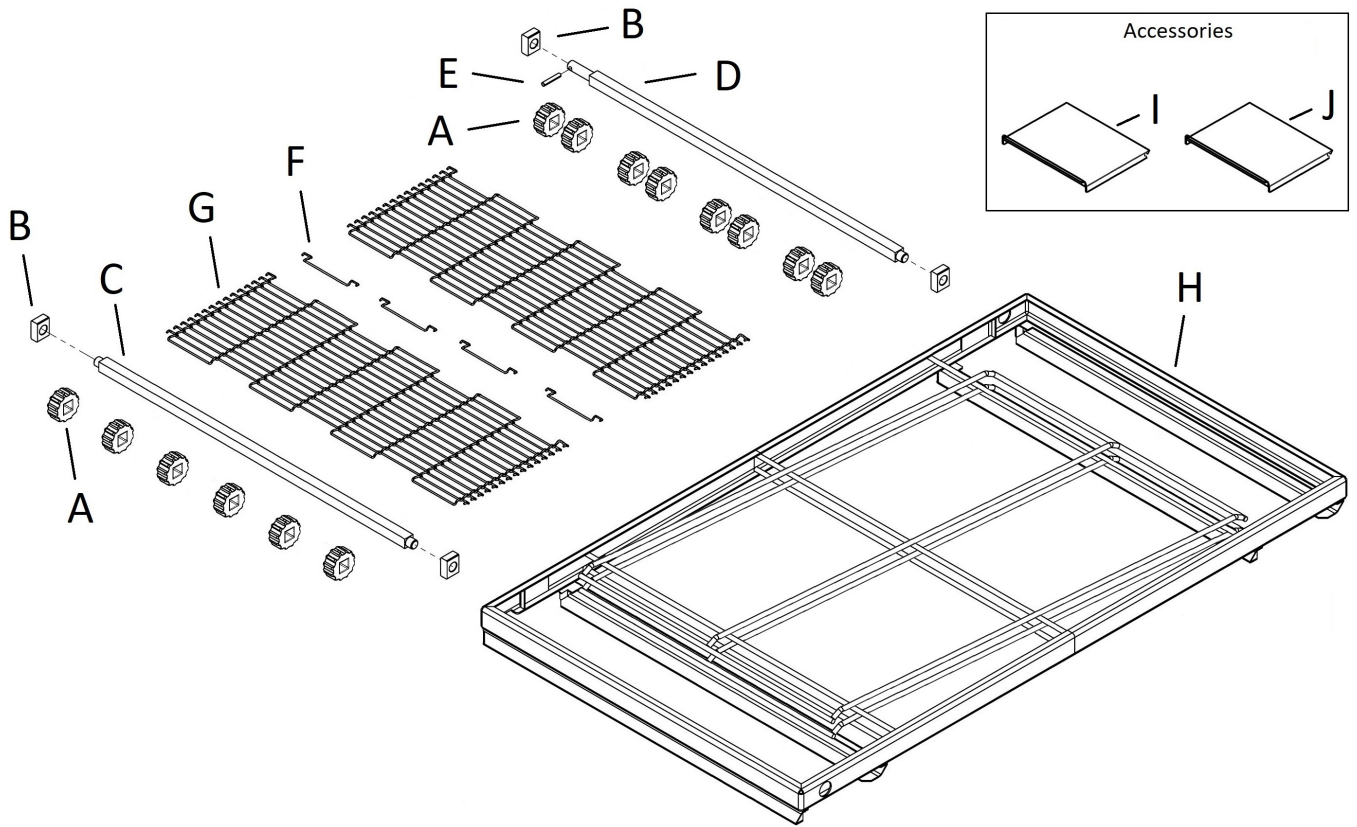
LETTER	PHOTO	PART NUMBER	DESCRIPTION	CRITICAL / RECOMM.
A		369470	Insulation Seal	C
B		369935 4605672	Cover Plate, 1PH (S/N 2011100100876 & Below) Cover Plate, 1PH (S/N 2011100100877 & Above)	
		370728 4605676	Cover Plate, 3PH (S/N 2011100100876 & Below) Cover Plate, 3PH (S/N 2011100100877 & Above)	
C		369473	Insulation Plenum Wall	
D		369936 4605673	Plenum Barrier Panel (S/N 2011100100876 & Below) Plenum Barrier Panel (S/N 2011100100877 & Above)	
		369474 4605674	Insulation, Air Pump Panel (S/N 2011100100876 & Below) Insulation, Air Pump Panel (S/N 2011100100877 & Above)	
F		370093 4605318	Motor Plate Assembly (S/N 2011100100876 & Below) Motor Plate Assembly (S/N 2011100100877 & Above)	
		369940	Motor Mount	
H		370101	Mounting Bracket, Capacitor	
I		357003	Hose Clamp	
*J		7004841	Side Panel, Air Outlet Duct	
J		7004840	Air Outlet Duct	
Not Shown		370639	Puller, Blower Wheel	

Rear Wall Assembly – Electrical & Blower Parts



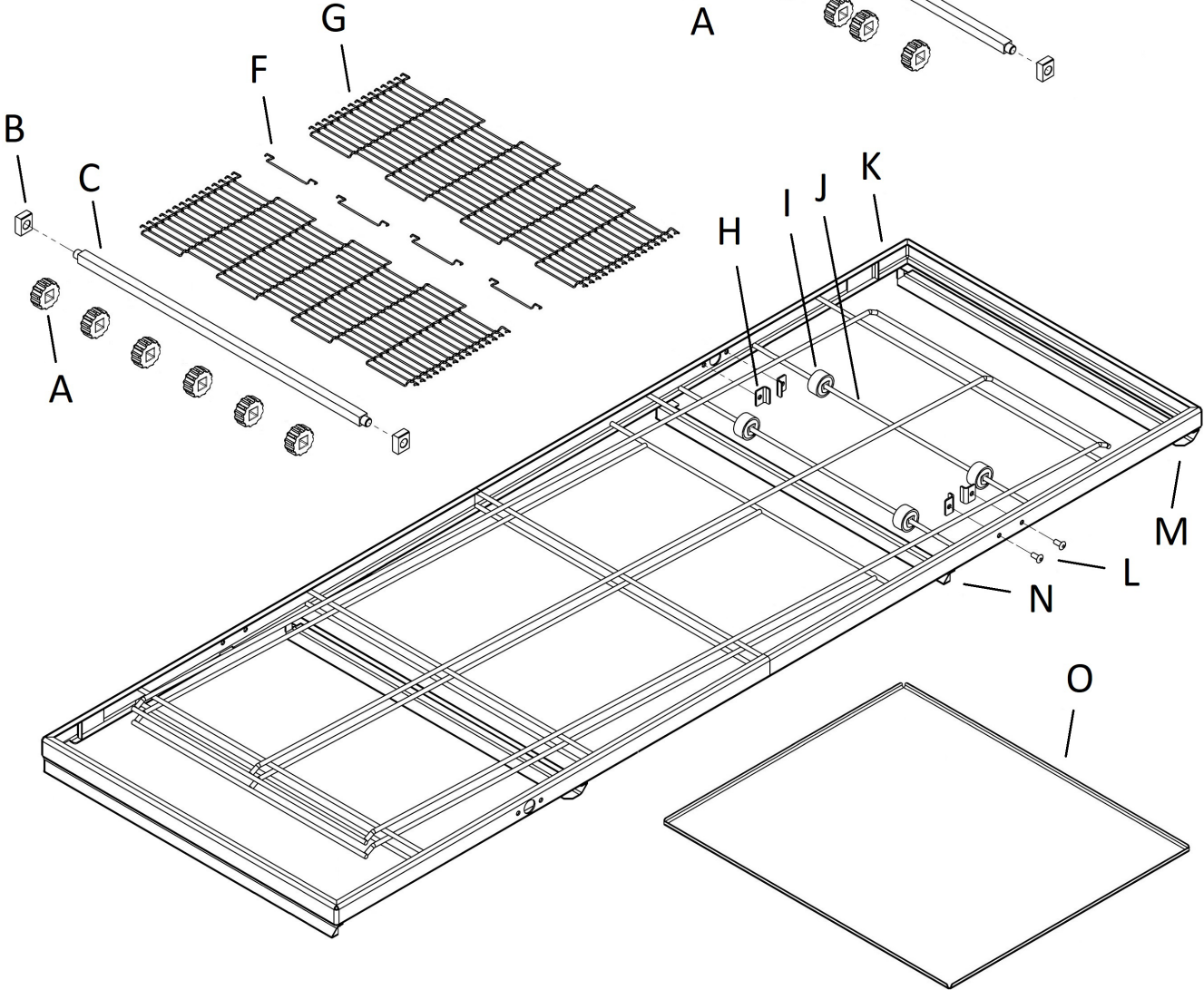
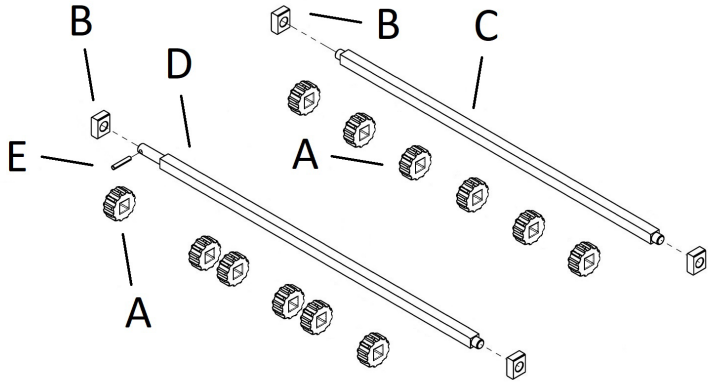
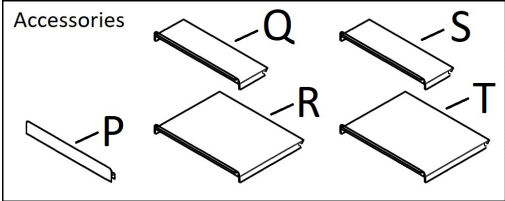
LETTER	PHOTO	PART NUMBER	DESCRIPTION	CRITICAL / RECOMM.
A		369418	Heating Element, 208V, 1PH (2500, 2501)	C
		369419	Heating Element, 240V, 1PH (2502, 2504, 2514)	
		369450	Heating Element, 220V, 1PH (2510)	C
		369456	Heating Element, 380V, 1PH (2505)	
A		369476	Heating Element, 220V, 3PH (2508)	C
		370165	Heating Element, 230V, 3PH (2512)	
		369477	Heating Element, 240V, 3PH (2509)	
B		369409	Blower, Impeller Mixed Flow	R
C		369408	Air Pump	R
D		369192	Capacitor, 7.5µf 90C	C
E		369105	Capacitor Terminal Cover	
F		369485 369423 369480	Motor, Main Fan, 208/240V 60HZ (3100RPM with Molex Plug) Motor, Main Fan, 208/240V 60HZ (1750RPM with Side Term.) Motor, Main Fan, 220/240V 50HZ (2700RPM with Molex Plug)	C
G		371334	Rear Wall Assembly, 60HZ 1PH (With 208V Element, 3100RPM Motor) (S/N 2011100100876 & Below)	
		371210	Rear Wall Assembly, 60HZ 1PH (With 240V Element, 3100RPM Motor) (S/N 2011100100876 & Below)	
		371478	Rear Wall Assembly, 60HZ 1PH (With 208V Element, 1750RPM Motor) (S/N 2011100100876 & Below)	
		CK4605523	Rear Wall Assembly, 50HZ 1PH (With 240V Element, 2700RPM Motor) (S/N 2011100100876 & Below)	
H	Not Shown	4530964	Foam Rubber Gasket 1/4W x 1/8	

Standard Conveyor Assembly






















LETTER	PHOTO	PART NUMBER	DESCRIPTION	CRITICAL / RECOMM.
		369443	Complete Standard Conveyor Assembly (31" length)	
A		369515	Drive Sprocket	R
B		369516	Conveyor Bearing	C
C		369462	Idler Axle	
D		369463	Drive Axle	
E		369471	Roll Pin, 5/32 x 7/8"	C
F		369412	Conveyor Splice Clip	C
G		369411 370185	Conveyor Belting – Standard Conveyor Conveyor Belting (1-foot section)	C
H		370094	Conveyor Frame, Standard	
I		1343	Entry Shelf, 12" (Incline)	
J		1341	Exit Shelf, 12" (Level)	





Extended Conveyor Assembly



Extended Conveyor Assembly

LETTER	PHOTO	PART NUMBER	DESCRIPTION	CRITICAL / RECOMM.
		369909	Complete Extended Conveyor Assembly (49 3/4" length)	
A		369515	Drive Sprocket	R
B		369516	Conveyor Bearing	C
C		369462	Idler Axle	R
D		369463	Drive Axle	R
E		369471	Roll Pin, 5/32 x 7/8"	C
F		369412	Conveyor Splice Clip 2.75" Wide	C
G		369481 370185 1367-CLE	Conveyor Belting – Extended Conveyor Conveyor Belting (1-foot section) Coated Conveyor Belting	C
H		370609	Bearing Bracket	
I		369921 369920	Roller, Slider Bed Retainer	R
J		369922	Support Rod	
K		369943	Conveyor Frame, Extended	
L		369954	Pop Rivet S/S	
M		370172	Crumb Pan Support, RH	
N		370171	Crumb Pan Support, LH	
O		369489	Crumb Pan	
P		1345	Pan Stop	
Q		1344	Entry Shelf, 4" (Incline)	
R		1343	Entry Shelf, 12" (Incline)	
S		1342	Exit Shelf, 4" (Level)	
T		1341	Exit Shelf, 12" (Level)	

Miscellaneous Items

LETTER	PHOTO	PART NUMBER	DESCRIPTION	CRITICAL / RECOMM.
		370123	Conversion Kit, 208V to 240V (240V Element, Insulation Seal)	
		370124	Conversion Kit, 240V to 208V (208V Element, Insulation Seal)	
		CK11090003256	Spare Parts Kit (4 Thumb Screws and Washers, Power Switch, 4 Splice Clips, Conveyor Brush, 5 Fuses, Fuse Holder) (S/N 1701100100678 to 2008100101392 Only)	
		FK11070003859	Controls Cooling, Retrofit Kit (Insulation Seal, L & R Block-offs, 2-piece Insulation Hold-down, Air Pump Bracket w/Hardware) For Units Made Prior to Jan 2016 (S/N 16011001#####) (Consult Factory for Proper Use)	
		FK11090003569	Control Box Cooling, Retrofit Kit (Contains Several Parts & Hardware to Upgrade Control Box) For Units Made Prior to Jan 2016 (S/N 16011001#####) (Consult Factory for Proper Use)	
		FK11090003568	Double Stack Cooling, Retrofit Kit (Gasket, Flue Collar, Screw) For Units Made Prior to Jan 2016 (S/N 16011001#####) (Consult Factory for Proper Use)	
		371508 10005145 10002102	(All Models Except 2500) (Any Serial Number) Wire Harness, Main Wire Harness Supplemental 1PH Export (2504, 2510, 2514) Wire Harness, Supplemental 3PH Export (2508, 2509, 2512)	
		10005710 11010005716 11010005717 11010005718	(2500 Model Only) (S/N 1606100100720 to 2012100100663) Wire Harness, Front Wire Harness, Main Control Box Wire Harness, Low Voltage with Resistors Wire Harness, Rear	
		4605234 4605235 4605236	(2500 Model Only) (S/N 2012100100664 & Above) Wire Harness, Front Wire Harness, Main Control Box Wire Harness, Rear	
		4603904	Insulation Shoehorn	
		4610104	Rear Beauty Kit, 2500 (Only used with IPX Covers)	

THIS PAGE INTENTIONALLY LEFT BLANK



LINCOLN
1177 KAMATO ROAD, MISSISSAUGA, ONTARIO, CANADA, L4W1X4

844.724.2273
WWW.LINCOLNFP.COM