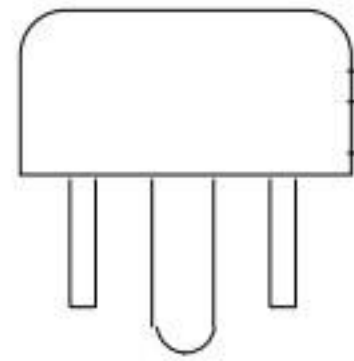
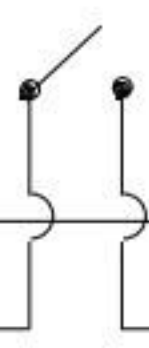


PLUG-IN-CORD
115 VOLTS 15 AMPS
RECOMMENDED



TO THE CONDENSING UNIT

POWER
SWITCH



WHITE

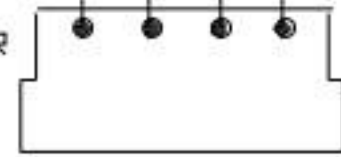
BLACK

RED

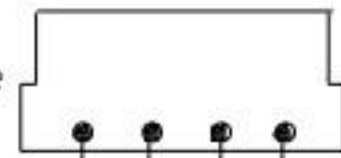
BLACK



PIN&SOCKET CONNECTOR
4 WIRE FEMALE
RECEPTACLE



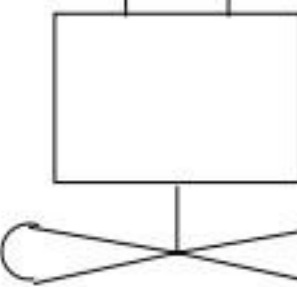
PIN&SOCKET CONNECTOR
4 WIRE MALE PLUG



BLACK

BLACK

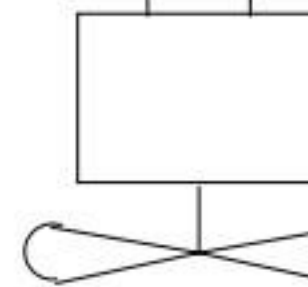
WHITE



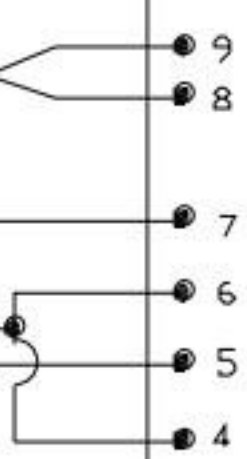
LIGHT SWITCH

BLACK

WHITE

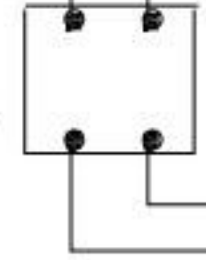


TEMPERATURE
PROBE



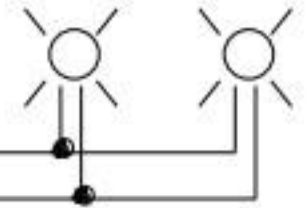
DIGITAL
TEMPERATURE
CONTROL

LED POWER
SUPPLY



BLACK (-DC)

RED (+DC)



LED LIGHTS
(2 PER DOOR)

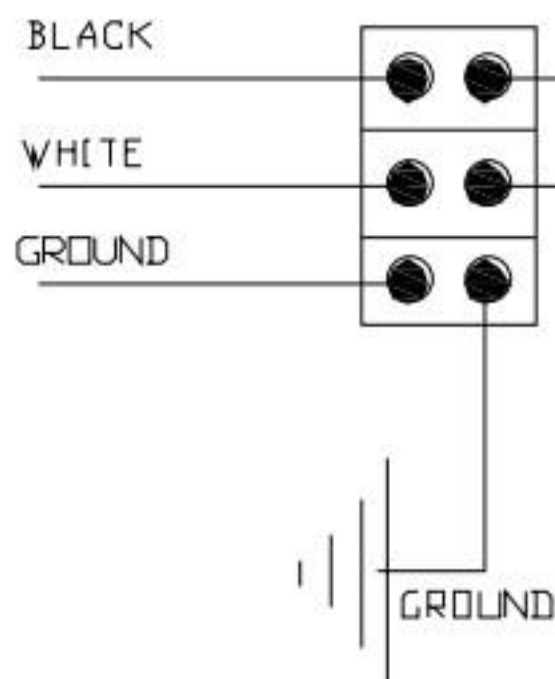
EVAPORATOR FAN MOTORS (1 MOTOR ON 32" &
36" MODEL, 4 MOTORS 108" MODEL)

POWER CONNECTION


115VAC

FIELD INSTALLED

CONNECTION BLOCK
(right/left side of
evaporator housing
remove cover)



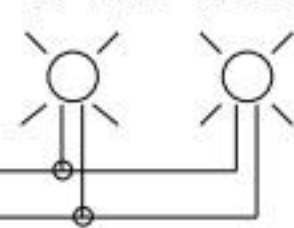
LED
POWER
SUPPLY



BLACK (-DC)

RED (+DC)

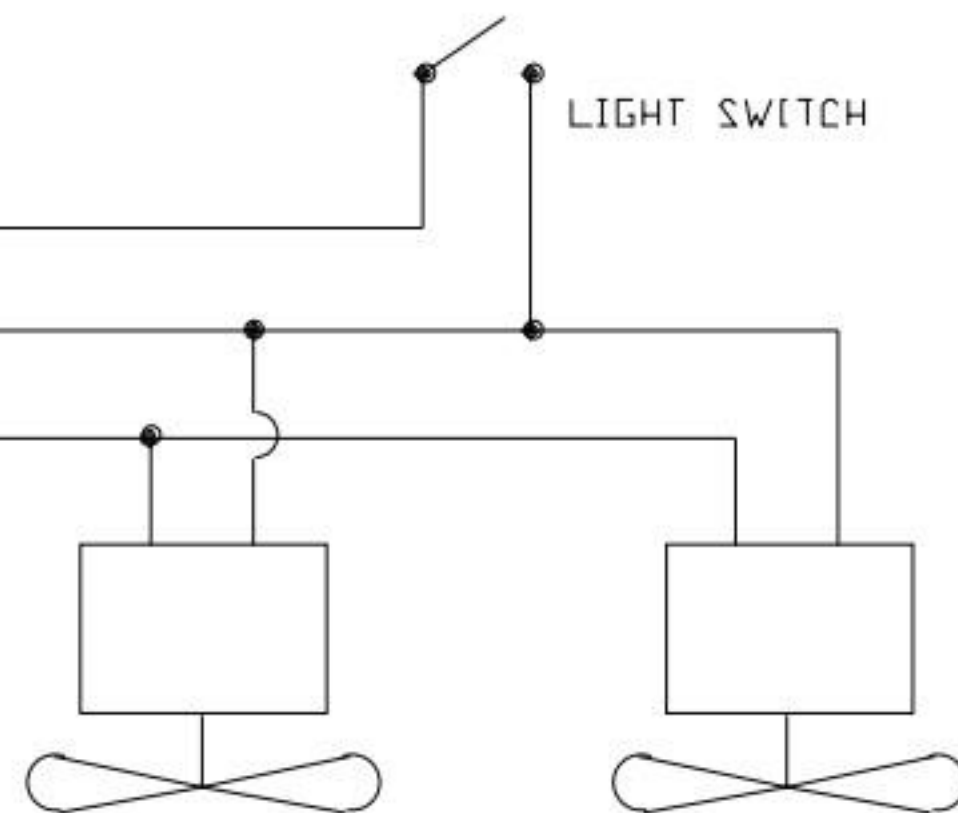
LED LIGHTS
(2 PER DOOR)



BLACK

BLACK

WHITE

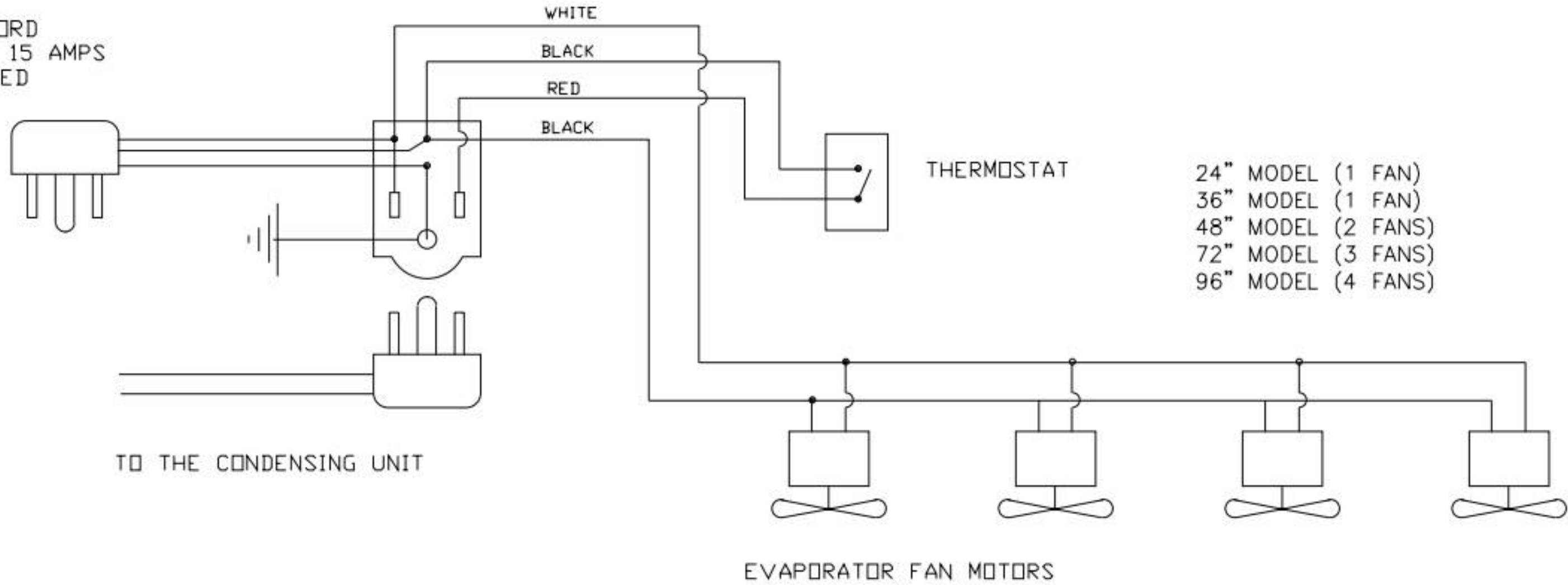


LIGHT SWITCH

EVAPORATOR FAN MOTORS (1 MOTOR ON 32" &
36" MODEL, 4 MOTORS 108" MODEL)

Note:
Field wiring to the
cabinet
and from the cabinet
to the
condensing unit must
comply with
all local and electrical
codes

PLUG-IN-CORD
115 VOLTS 15 AMPS
RECOMMENDED

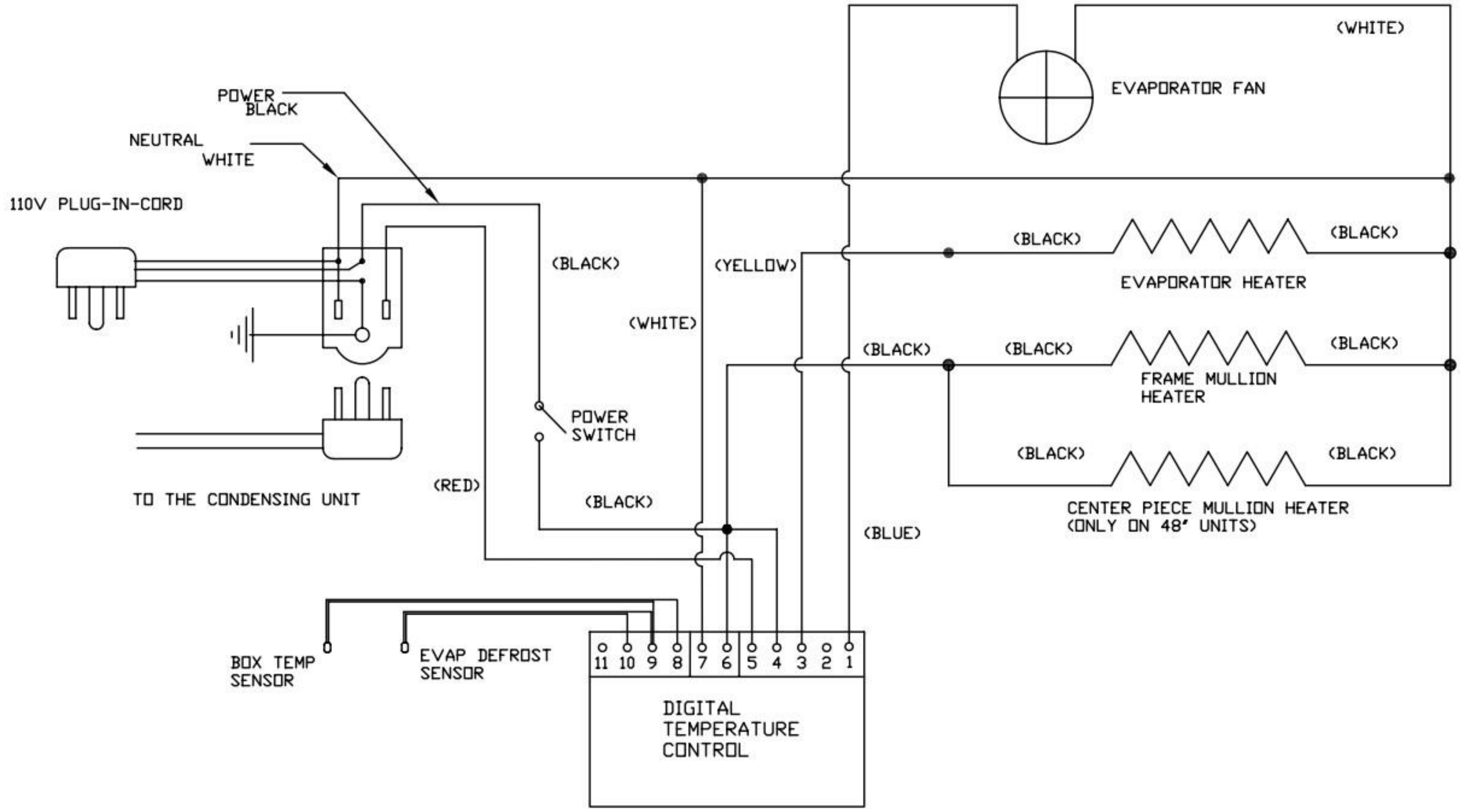


THERMOSTAT

- 24" MODEL (1 FAN)
- 36" MODEL (1 FAN)
- 48" MODEL (2 FANS)
- 72" MODEL (3 FANS)
- 96" MODEL (4 FANS)

TO THE CONDENSING UNIT

EVAPORATOR FAN MOTORS



POWER BLACK
NEUTRAL WHITE

110V PLUG-IN-CORD

TO THE CONDENSING UNIT

(BLACK)

(YELLOW)

(WHITE)

POWER SWITCH

(RED)

(BLACK)

(BLUE)

(WHITE)

EVAPORATOR FAN

(BLACK)

(BLACK)

EVAPORATOR HEATER

(BLACK)

(BLACK)

FRAME MULLION HEATER

(BLACK)

(BLACK)

CENTER PIECE MULLION HEATER
(ONLY ON 48" UNITS)

BOX TEMP SENSOR

EVAP DEFROST SENSOR

11 10 9 8 7 6 5 4 3 2 1

DIGITAL TEMPERATURE CONTROL