

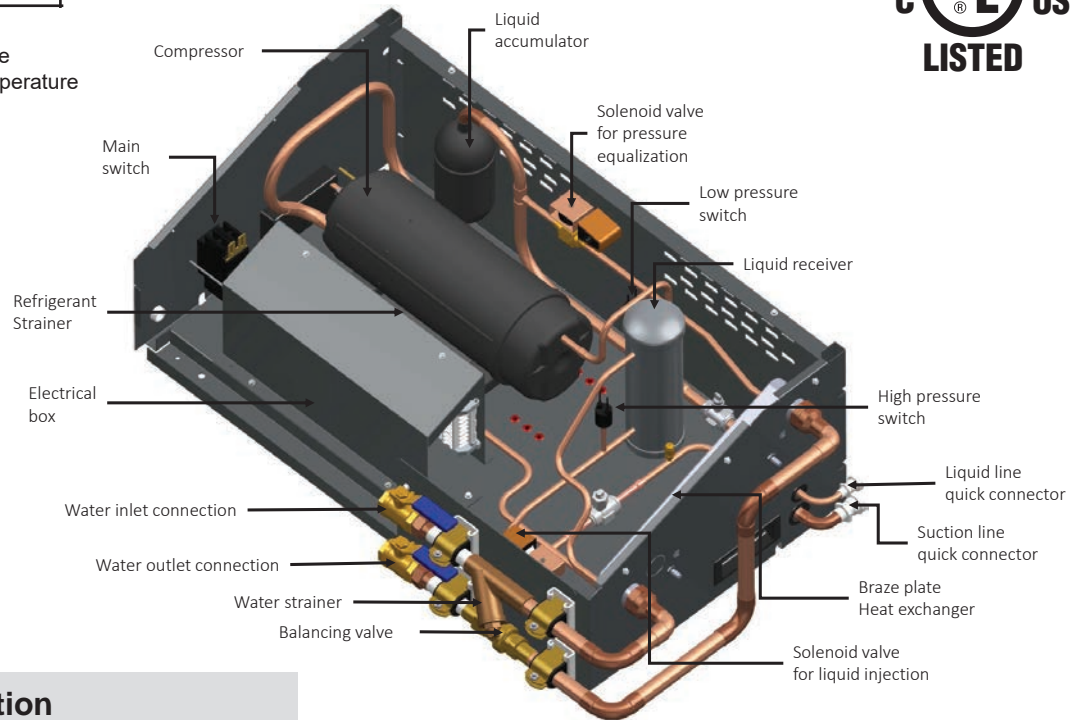


HMDS LMT — 145

Family:
 H — Hussmann
 M — Macro
 D — Distribution
 S — System

Capacity:
 145 — 1450W [ARIMBP]
 176 — 1760W [ARIMBP]
 221 — 2210W [ARIMBP]
 350 — 3500W [ARIMBP]
 403 — 4030W [ARIMBP]

Application:
 LT — Low Temperature
 MT — Medium Temperature
 LMT — Low / Medium Temperature



Product Information

Temperature Applications: Low/Medium
 Refrigerant: R-448a / R-449a
 Installation Application: Freedom Line - Interior
 Scroll Compressor

Dimensions and Weight (without packaging)

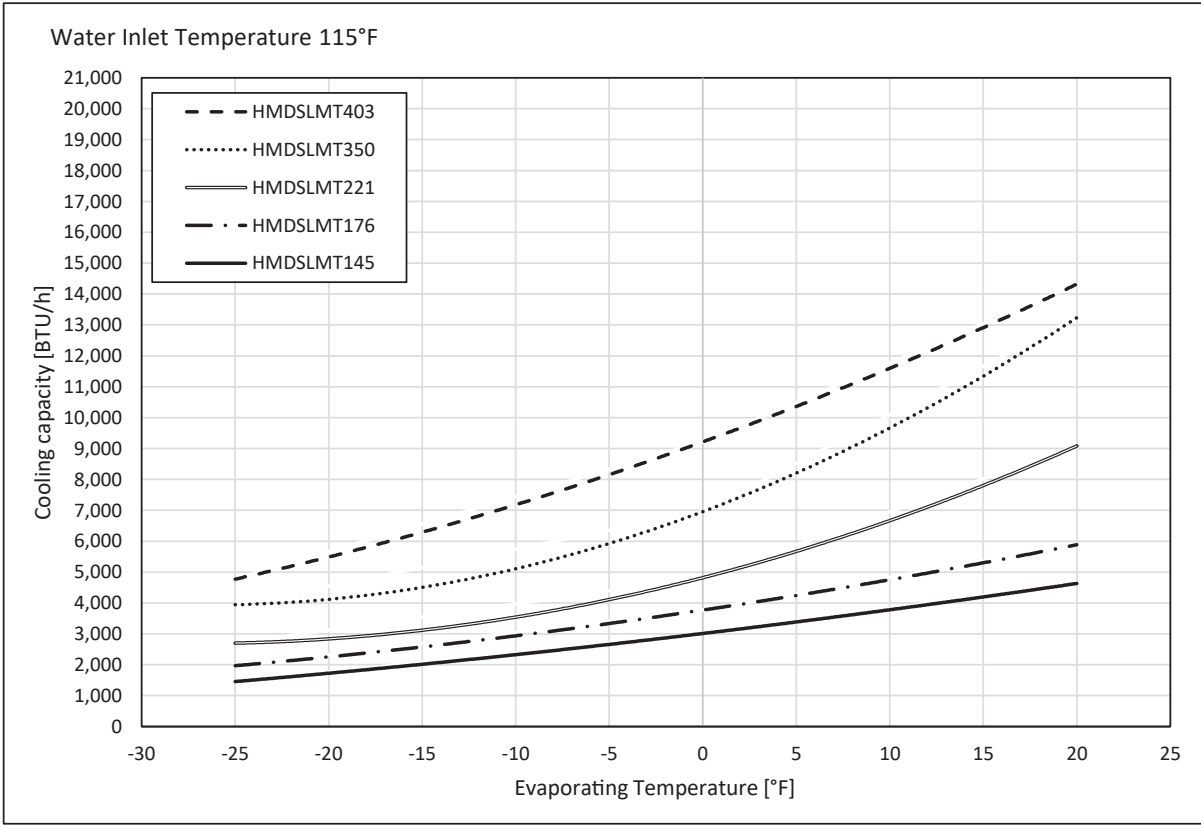
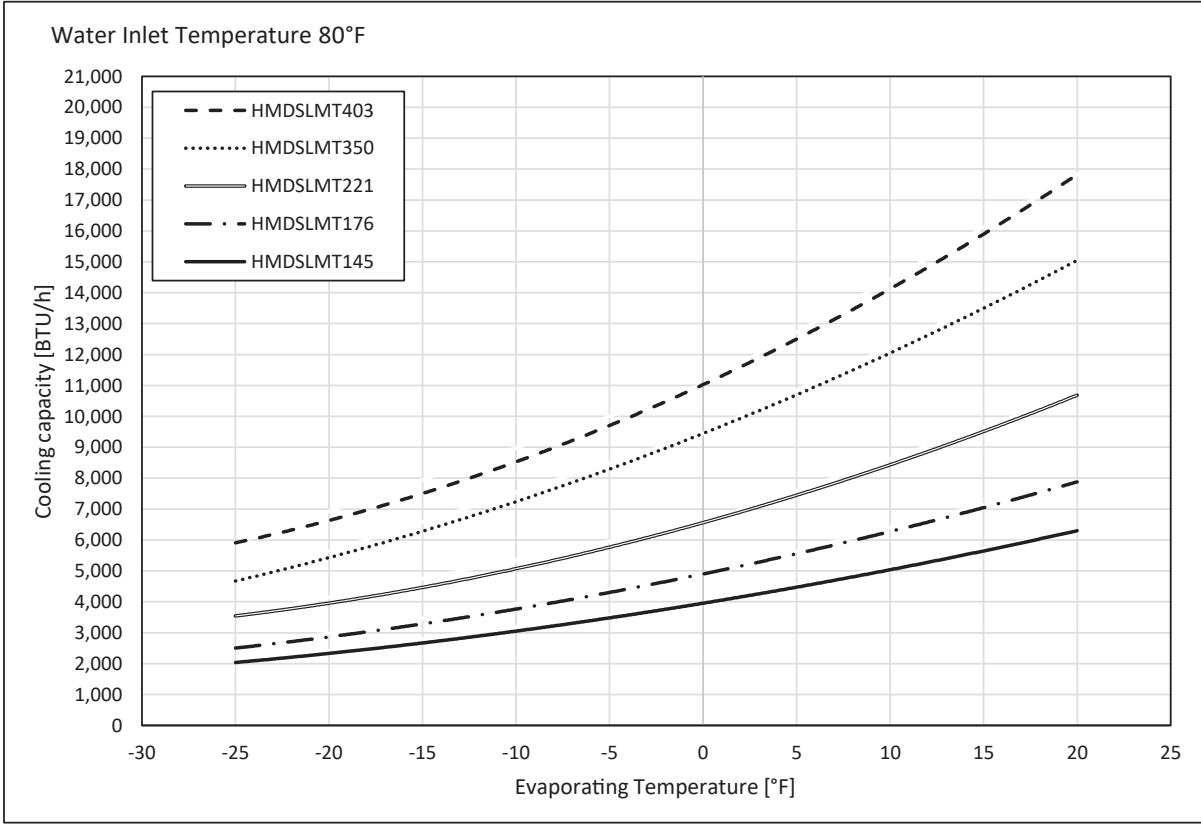
Model	H x D x W (in)	Weight (lbs)
HMDSLMT145	11.89 x 22.07 x 37.32	114
HMDSLMT176	11.89 x 22.07 x 37.32	114
HMDSLMT221	11.89 x 22.07 x 37.32	114
HMDSLMT350	11.89 x 22.07 x 37.32	135
HMDSLMT403	11.89 x 22.07 x 37.32	135

Electrical Data

Model	Compressor			
	Power Supply	RLA	LRA	MCA
HMDSLMT145	208-230V-1-60	4.7	29	5.9
HMDSLMT176	208-230V-1-61	5.7	34	7.1
HMDSLMT221	208-230V-1-62	7.4	40	9.3
HMDSLMT350	208-230V-1-63	9.5	60	11.9
HMDSLMT403	208-230V-1-64	10.2	68	12.8

Data sheet-Reach-in HMDSLMT

We reserve the right to change or revise specifications and product design in connection with any feature of our products. Such changes do not entitle the buyer to corresponding changes, improvements, additions or replacements for equipment previously sold or shipped.



Low Temperature Cases

Reach-in HMDSLMT Water-Cooled Condensing Unit

Low Temperature Reach In Cases - up to 80°F inlet water							
Case	Condensing unit	GPM	Refrigerant Charge	Heat of Rejection	Total pressure drop	Single Point Wiring (208V 1 ph 60 Hz), ³	
			[lbs] ¹	(BTU/hr)	(psig) ²	MCA	MOPD
RFLN2	HMDSLMT 176	1.5	2.4	4332	2.5	12.4	20
RFLN3	HMDSLMT 221	2	3.5	6363	2.5	19.0	20
RFLN4	HMDSLMT 350	2.5	4	7694	2.5	25.8	30
RFLN5	HMDSLMT 403	3	5.5	9525	3	32.2	35
RFL2	HMDSLMT 176	1.5	2.4	4332	2.5	12.4	20
RFL3	HMDSLMT 221	2	3.5	6363	2.5	19.0	20
RFL4	HMDSLMT 350	2.5	4	7694	2.5	25.8	30
RFL5	HMDSLMT 403	3	5.5	9525	3	32.2	35
RFLNI-4 *	HMDSLMT 350	2.5	4	7021	2.5	25.8	30
RFLNI-5 *	HMDSLMT 403	3	5.5	8691	3	32.2	35

¹ Working charge, including case and condensing unit charge. Both case and condensing unit are pre-charged before shipping.

² Pressure drop includes valve station, balancing valve, strainer, and hoses.

³ Includes standard components. Refer to page 4 for additional amps for optional components.

* Data shown is per side. Each side requires a water and electrical connection.

Water cooled condensing units require a 3/4" male NPT connection.

Low Temperature Reach In Cases - up to 115°F inlet water							
Case	Condensing unit	GPM	Refrigerant Charge	Heat of Rejection	Total pressure drop	Single Point Wiring (208V 1 ph 60 Hz), ³	
			[lbs] ¹	(BTU/hr)	(psig) ²	MCA	MOPD
RFLN2	HMDSLMT 221	1.5	2.4	7407	2.5	13.1	20
RFLN3	HMDSLMT 350	2	3.5	8926	2.5	19.0	20
RFLN4	HMDSLMT 403	2.5	4	10854	2.5	25.8	30
RFLN5 **	HMDSLMT 403	3	6.6	11939	3	32.2	35
RFL2	HMDSLMT 221	1.5	2.4	7407	2.5	13.1	20
RFL3	HMDSLMT 350	2	3.5	8926	2.5	19.0	20
RFL4	HMDSLMT 403	2.5	4	10854	2.5	25.8	30
RFL5 **	HMDSLMT 403	3	6.6	11939	3	32.2	35
RFLNI-4 *	HMDSLMT 403	2.5	4	10474	2.5	25.8	30
RFLNI-5 *	HMDSLMT 403	3	6.6	11464	3	32.2	35

¹ Working charge, including case and condensing unit charge. Both case and condensing unit are pre-charged before shipping.

² Pressure drop includes valve station, balancing valve, strainer, and hoses.

³ Includes standard components. Refer to page 4 for additional amps for optional components.

* Data shown is per side. Each side requires a water and electrical connection.

** Frozen food application only

Water cooled condensing units require a 3/4" male NPT connection.

MCA and MOPD shown on page 3 are for standard components.

Standard components include:

Lights, fans, defrost heaters, door and frame anti-condensate heaters, condensate pan heater and pump.

Amperage add/deduct for optional components

	RFM/RFMN2	RFM/RFMN3	RFM/RFMN4	RFM/RFMN5
Vent fans	1.6	3.2	3.2	4.8
Heated condensate pan	6.25	6.25	6.25	6.25
Condensate pump	1.9	1.9	1.9	1.9



Scan the QR code with your mobile device to access additional product information or order parts.

Parts may also be ordered at:
parts.hussmann.com

Call toll free: 1.855.487.7778

Revision History

Revision A: July 2019: Original Issue.

Revision B: July 2019: Updated refrigerant on page 1.

Revision C: August 2019: Updated format and Water Inlet Temperatures table on page 3.

Revision D: January 2020: Updated Water Inlet Temperatures table on page 3.

Revision E: March 2020: Updated cover image and Dimensions and Weights table on page 1. Updated the tables on page 3.

Revision F: June 2020: Updated the tables on page 3

Revision G: January 2022: Added additional models and updated MCA and MOPD.

Revision H: April 2022: Updated the cover image and the condensing unit capacity.