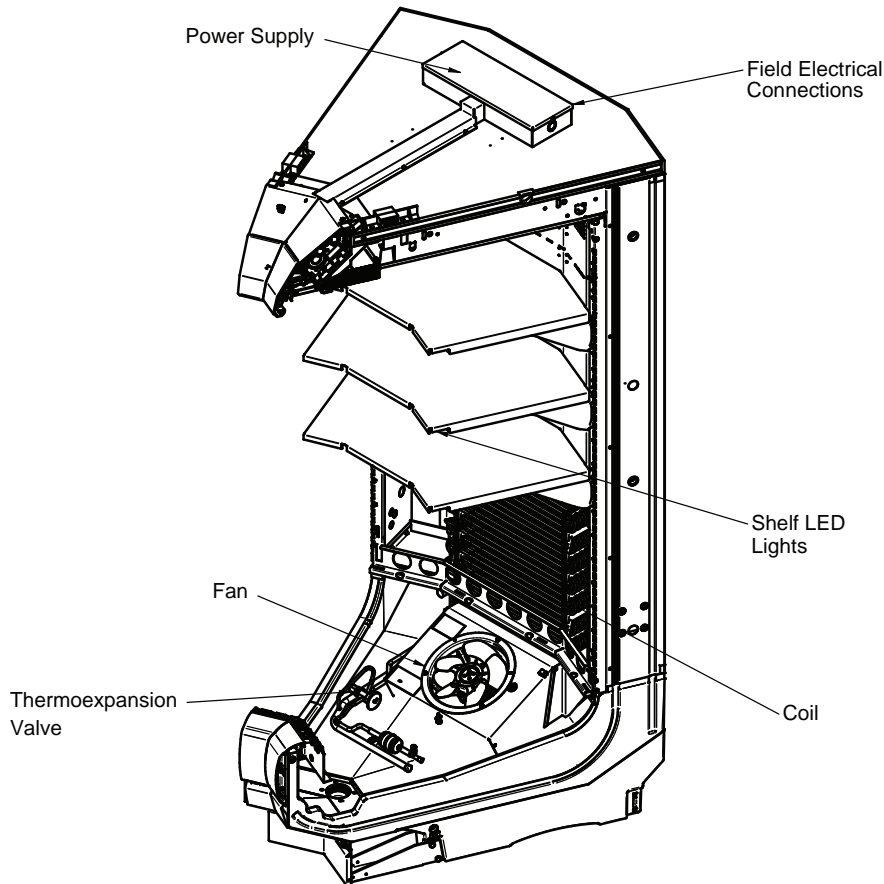


*Insight standard field electrical connections are at the top left of the merchandiser*



Portion of parts removed for clarity.

Inside 45° wedge merchandiser shown.

### NSF Certification

This merchandiser model is manufactured to meet NSF/ANSI (National Sanitation Foundation) Standard #7 requirements for construction, materials and cleanability.

Performance Data	Page 2	Estimated Shipping Weights	Page 6
Product Data (AHRI Statistics)	Page 2	Shelf Options	Page 6
Cross Section	Page 3	Wiring Diagrams	Page 7
Plan View	Page 4	Computing Refrigeration and Electrical Load	Page 9
Electrical Loads	Page 5	Revision History	Page 9

Data sheet-Insight ID5SLI45

We reserve the right to change or revise specifications and product design in connection with any feature of our products. Such changes do not entitle the buyer to corresponding changes, improvements, additions or replacements for equipment previously sold or shipped.

# Insight ID5SLI45

## Dairy / Delicatessen

### Refrigeration Data <sup>1</sup>

ID5SLI45 Wedge		Optimal Shelf Life		Energy Comparison
Application		Dairy/Deli/ Beverage/ Produce	Convertible / Meat	AHRI 1200 Rating Point <sup>3</sup>
Unlit Shelves	Discharge Air °F (°C)	34 (1.1)	31 (-0.6)	35 (1.7)
	Average Evaporator °F (°C) <sup>2</sup>	28 (-2.2)	23 (-5.0)	27 (-2.8)
	Parallel Btu/hr/case (Watts/case)	1425 (418)	1729 (507)	1609 (471)
	Conventional Btu/hr/case (Watts/case)	1555 (456)	1930 (566)	1755 (514)
Lit Shelves	Discharge Air °F (°C)	34 (1.1)	30 (-1.1)	34 (1.1)
	Average Evaporator °F (°C) <sup>2</sup>	27 (-2.8)	23 (-5.0)	26 (-3.3)
	Parallel Btu/hr/case (Watts/case) <sup>4</sup>	1435 (420)	1738 (509)	1618 (474)
	Conventional Btu/hr/case (Watts/case) <sup>4</sup>	1565 (459)	1940 (569)	1765 (517)
Fan Speed <sup>5</sup>	ID5SLI45 (8.25")	1300 <sup>5</sup>	1600 <sup>5</sup>	1300 <sup>5</sup>

#### Notes:

- All data based on store temperature and humidity that does not exceed NSF Type 1 ambient conditions of 75°F and 55% relative humidity except where noted.
- Average evaporator temperature shown. Use dew point for high glide refrigerants for unit sizing. Care should be taken to use the dew point in PT tables for measuring and adjusting superheat. Adjust evaporator pressure as needed to maintain discharge air temperature shown.
- AHRI 1200 Rating Point for energy consumption comparison only.
- Add 10 Btu/hr/case (2.9 Watts/case) per shelf row for LED shelf light fixtures.
- Some lengths and/or applications require optional fan speed control kits applied by the Hussmann Product Configurator.

### Defrost Data

Frequency (hours between defrost) 4

**OFFTIME** ID5SLI45  
Time (minutes) 20

**ELECTRIC OR GAS** Not Available

**Defrost Water** <sup>6</sup> 92.2 lb/day  
(41.8 kg/day)

<sup>6</sup> (± 15% based on case configuration and product loading).

### Conventional Controls

ID5SLI45  
**Low Pressure Backup  
Control CI/CO** <sup>7</sup>  
20°F / 10°F  
-6.67°C / -12.2°C

**Indoor Unit Only,  
Pressure Defrost  
Termination** <sup>7</sup>  
48°F (8.89°C)

<sup>7</sup> Use a Temperature Pressure Chart to determine PSIG conversions.

### Estimated Charge <sup>8</sup> ID5SLI45

I45X 1.2 lb 19.2 oz 0.6 kg

<sup>8</sup> This is an average for all refrigerant types. Actual refrigerant charge may vary by approximately half a pound.

### Product Data

**Gross Refrigerated Volume** <sup>9</sup> (Cu Ft) 22.49 ft<sup>3</sup> (0.637 m<sup>3</sup>)

**AHRI Total Display Area** <sup>10</sup> (Sq Ft) 22.77 ft<sup>2</sup> (0.645 m<sup>2</sup>)

**Shelf Area** <sup>11</sup> (Sq Ft) 19.02 ft<sup>2</sup> (0.539 m<sup>2</sup>)

<sup>9</sup> AHRI Gross Refrigerated Volume: Refrigerated Volume, ft<sup>3</sup> [m<sup>3</sup>]

<sup>10</sup> Computed using AHRI 1200 standard methodology: Total Display Area, ft<sup>2</sup> [m<sup>2</sup>]

<sup>11</sup> Shelf surface area is composed of bottom deck plus standard shelf complement for this model: (5) rows of 22-inch shelves

Insight Multideck Merchandiser, 5 Display Levels,  
Standard Bottom, Low Height Front, Wedge

**Insight ID5SLI45**  
Dairy / Delicatessen

**DOE 2017**  
Energy Efficiency  
Compliant

Hussmann refrigerated merchandisers configured for sale for use in the United States meet or surpass the requirements of the DOE 2017 energy efficiency standards.

Shelf complement shown as tested:  
  
Five rows of 22-in. shelves spaced equally between bottom display pan and interior top panel.

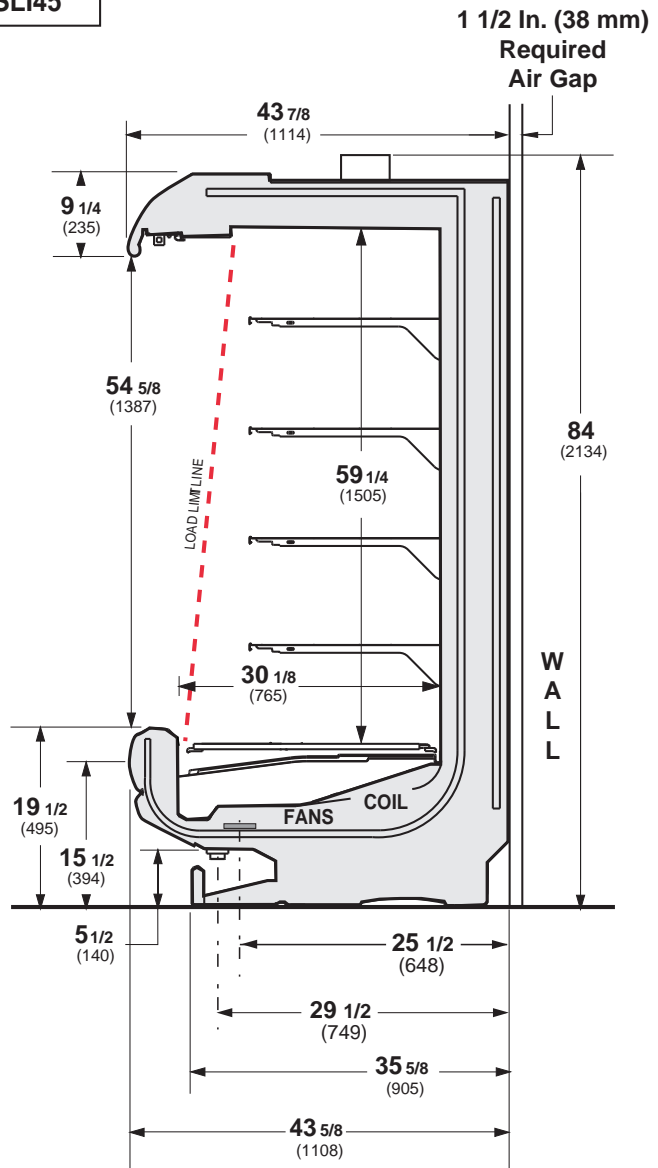
**Other optional kits (top piping and vent fans) add to the overall case height.**

**3-in. between back to back cases.**

**Shown with Ellipse Option Canopy and Bumper.**

Dimensions shown as in. and (mm).

**ID5SLI45**



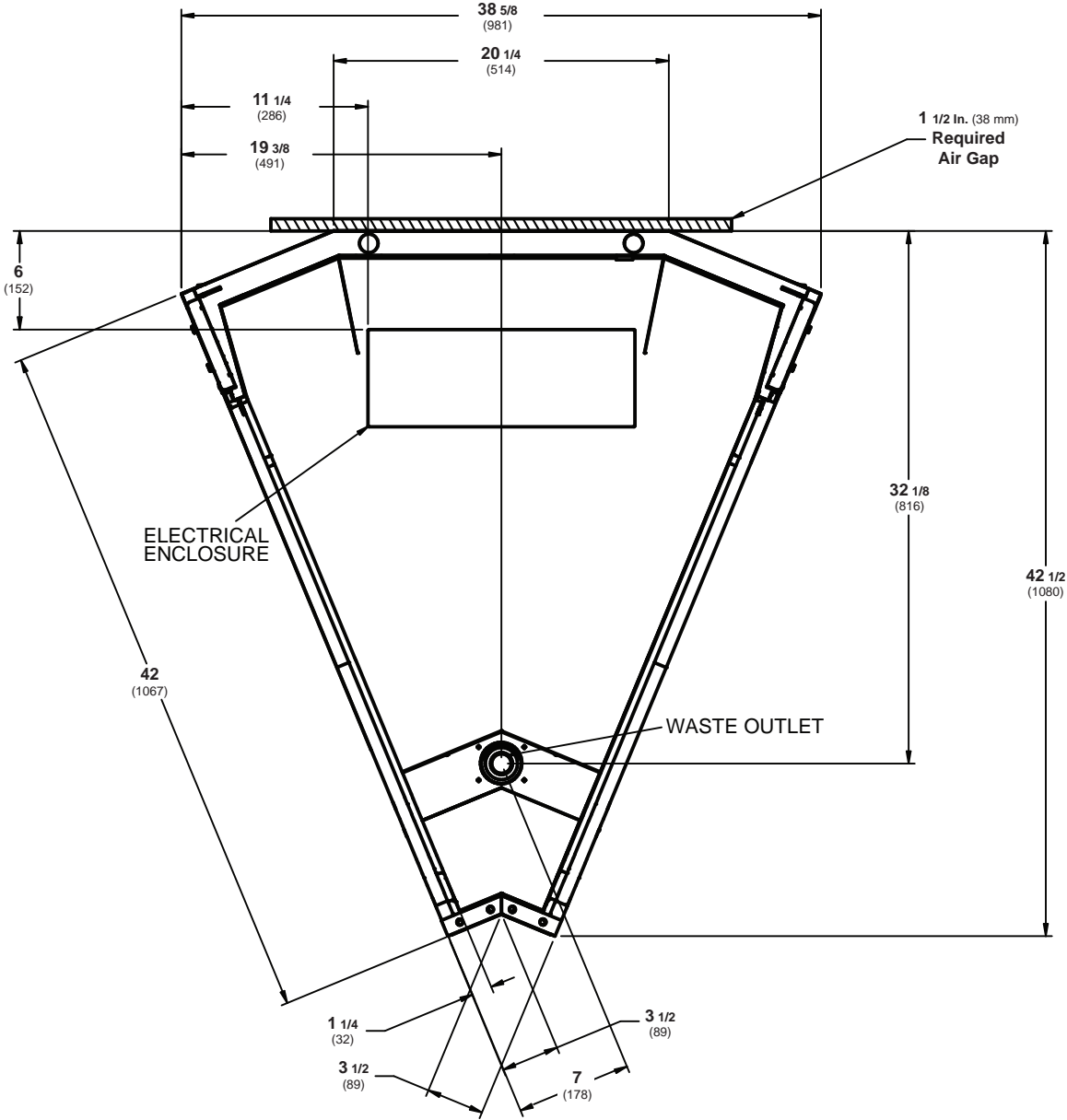
**NSF Certification**

This merchandiser model is manufactured to meet NSF/ANSI (National Sanitation Foundation) Standard #7 requirements for construction, materials and cleanability.

# Engineering Plan View

ID5SLI45

Dimensions shown as in. and (mm).



(ID5SLI45 Wedge shown above)

## Electrical Data

<b>Number of Fans</b>		<b>I45X</b>	
8.25-in.		1	
		<b>Amperes</b>	<b>Watts</b>
<b>Evaporator Fan</b>		<b>I45X</b>	<b>I45X</b>
120V 60Hz Energy Efficient		0.37	27
230V 50/60Hz Energy Efficient		0.2	27
<b>Minimum Circuit Ampacity</b>			
120V 60Hz Energy Efficient		0.42	
230V 50/60Hz Energy Efficient		0.25	
<b>Maximum Over Current Protection 120V</b>		<b>20</b>	
Maximum Over Current Protection 230V		15	

ONLY LIGHTING CONFIGURATIONS THAT ARE COMPLIANT WITH THE U.S. DEPT. OF ENERGY (DOE) 2017 REGULATION ARE AVAILABLE FOR SALE FOR USE IN THE U.S.A.

<b>OPTIONAL LIGHTING</b>		<b>Amperes</b>	<b>Watts</b>
<b>Shelf</b>		<b>I45X</b>	<b>I45X</b>
1 Row of Shelves		0.05	1.3
2 Rows of Shelves		0.11	2.6
3 Rows of Shelves		0.16	3.9
4 Rows of Shelves		0.22	5.2
5 Rows of Shelves		0.27	6.5
6 Rows of Shelves		0.32	7.8

120V Lighting Circuit Total = Standard Lighting + Total Optional Lighting + Optional Shelf Lighting  
 230V Lighting Circuit Total = Multiply 120V Lighting Circuit Total by 0.52

**Insight ID5SLI45**  
Dairy / Delicatessen

**PHYSICAL DATA**

Merchandiser Drip Pipe (in.)	1 1/4
Schedule 40 PVC	
Merchandiser Liquid Line (in.)	3/8
Merchandiser Suction Line (in.)	5/8

**ESTIMATED SHIPPING WEIGHT †**

**Case**

**I45X**

**lb (kg)** 1300 (591)

† Actual weights will vary according to optional kits included.

---

**Shelf Options**

Approved shelf sizes for standard (horizontal, 2-3 position brackets) displays:

- 18-inch
- 20-inch
- 22-inch
- 24-inch

Contact engineering for non-standard (4 position brackets or other) display recommendations.

Minimum number of Shelves: 3

Optimal number of Shelves: 4

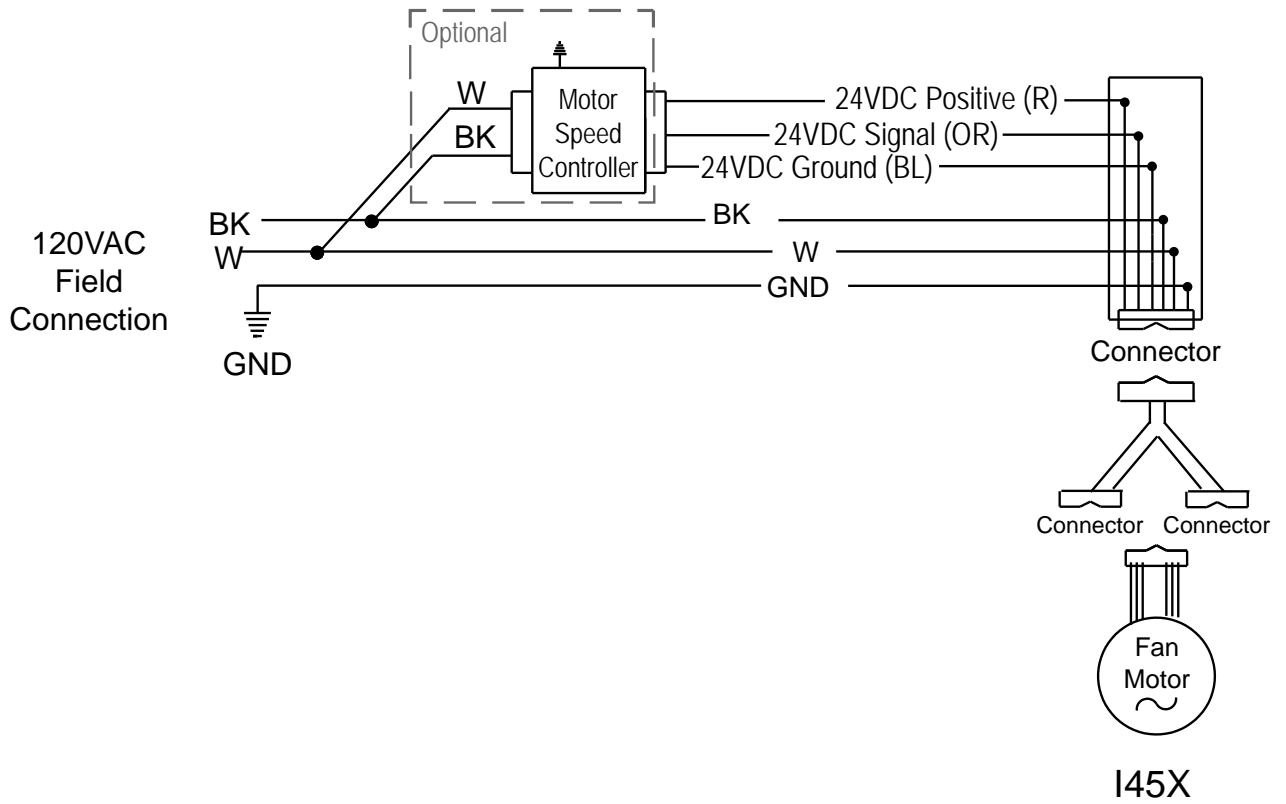
Maximum number of Shelves: 8

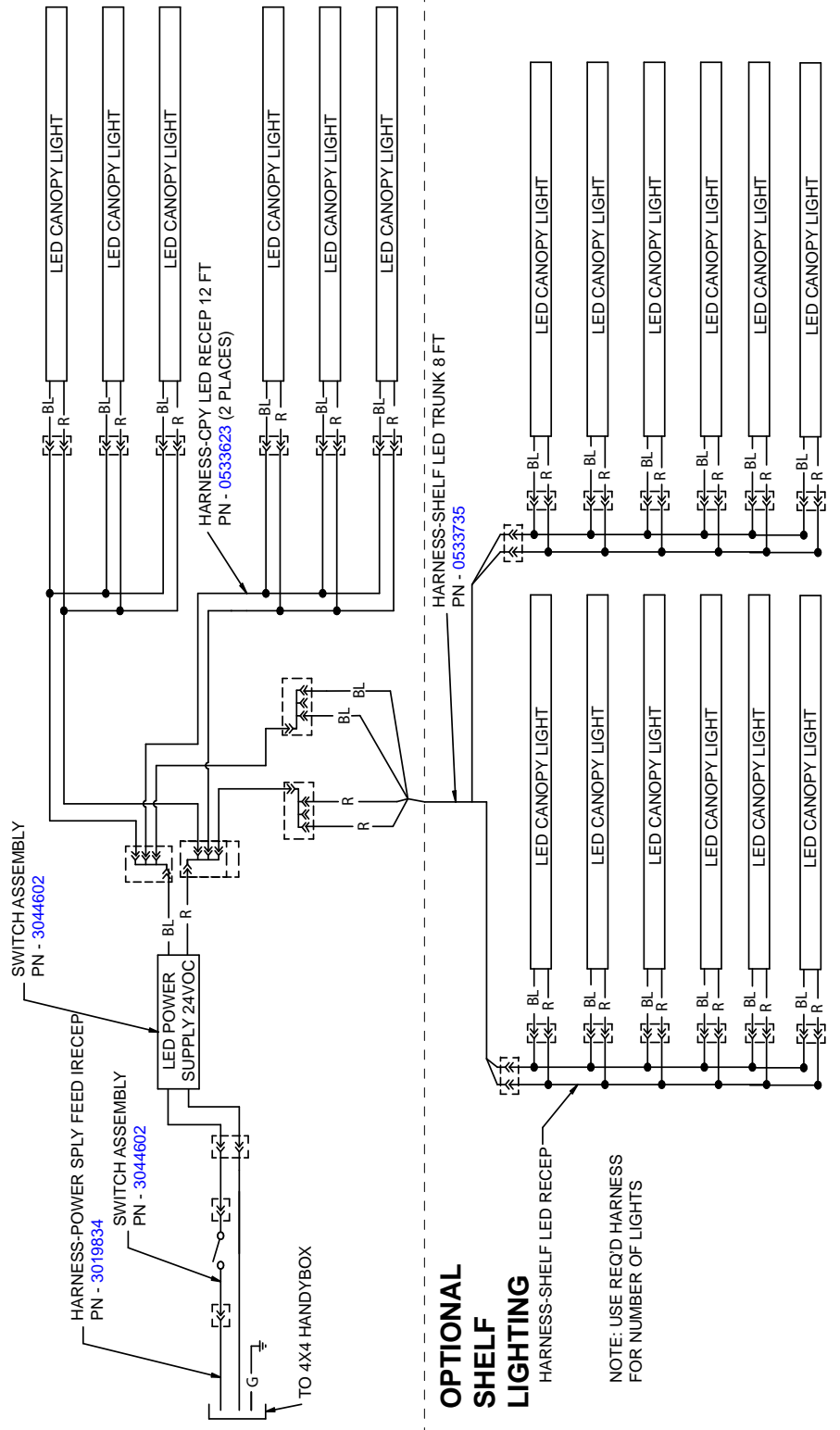
Maximum number of Lighted Shelves: 6

Standard shelf complement for test purposes: (5) 22-in. shelves, evenly distributed vertically

# Fan Wiring Offtime Defrost

*Insight* **ID5SLI45**  
Dairy / Delicatessen





**OPTIONAL SHELF LIGHTING**

HARNES-SHELF LED RECEP  
NOTE: USE REQ'D HARNES FOR NUMBER OF LIGHTS

## Estimating Refrigeration and Electrical Load (for comparison purposes only)

### Case Btu

To determine Btu for a case, refer to the performance data chart on page 2. Select lit or unlit shelves, then select the type of remote refrigeration system (parallel or conventional), which will give Btu/case. Add 10 BTU/HR/CASE for each row of LED shelf lights.

### Case Electrical

Refer to store legend to determine number of circuits. Lighting should be specified in store legend.

Fan electrical load for a case is computed by selecting the case length and fan voltage on page 5. The store legend specifies fans on a 230V circuit. In this instance, fans use 0.78 Amps and the MCA is 0.98. When applied, ambient fans, anti-sweat heaters, controllers, etc. must be included in the MCA. Include lights in the MCA if lights are on same circuit.

Lights may be on a separate circuit. To estimate lighting load: select canopy lighting [standard or optional] (here 0.32 for standard), and shelf or rail lighting [maximum for which case is wired] (0.41 for five shelves); then add together [0.32+ 0.41 = 0.73 amps for 120V] (for 230V, multiply 0.73 \* 0.52 = 0.38).

### Line Sizing — Refer to store legend.

Hussmann Line Sizing Charts are engineered for use with Hussmann refrigeration equipment.



Scan the QR code with your mobile device to access additional product information or order parts.

Parts may also be ordered at:

**parts.hussmann.com**

**Call toll free: 1.855.487.7778**

---

## Revision History

Revision A: March 2023: Original Issue