

Note: Portion of parts removed for clarity.

### NSF Certification

This merchandiser model is manufactured to meet NSF/ANSI (National Sanitation Foundation) Standard #7 requirements for construction, materials and cleanability.

Performance Data	Page 2	Electrical Loads	Page 5
Product Data (AHRI Statistics)	Page 2	Glass Lid Replacement Parts	Page 6
Cross Section	Page 3	Wiring Diagrams	Page 7
Plan Views	Page 4	QR Code for Parts and Product Information	Page 10
Estimated Shipping Weights	Page 4	Revision History	Page 10

### Data sheet - Excel FWEGH-L

We reserve the right to change or revise specifications and product design in connection with any feature of our products. Such changes do not entitle the buyer to corresponding changes, improvements, additions or replacements for equipment previously sold or shipped.

# Excel **FWEGH-L** Frozen

## Refrigeration Data <sup>1</sup>

	End Case		AHRI 1200 Rating Point <sup>2</sup>
	FF	IC	
Discharge Air °F (°C)	-12 (-24.44)	-18 (-27.77)	-9 (-22.77)
Average Evaporator °F (°C) <sup>4</sup>	-18 (-27.77)	-24 (-31.11)	-15 (-26.11)
Unit Sizing °F (°C)	-21 (-29.44)	-27 (-32.77)	-18 (-27.77)
Btu/hr per case (Watts/case)			
Parallel	1090 (320)	<b>1180 (346)</b>	1065 (312)
Conventional	1140 (334)	1235 (362)	1110 (325)

### Notes:

1. All data based on store temperature and humidity that does not exceed 75 deg F and 55% relative humidity.
2. For energy consumption comparison only.
3. Dual temperature operation kits are not suitable for ice cream temperature applications.
4. Average evaporator temperature shown. Use dew point for high glide refrigerants for unit sizing. Care should be taken to use the dew point in PT tables for measuring and adjusting superheat. Adjust evaporator pressure as needed to maintain discharge air temperature shown.
5. Add 60 BTU/hr/case for LED Lighting.

## Defrost Data

**Frequency** (hours between defrost) 24

**Defrost Water** 3.3 lb/ft/day (4.9 kg/m)

(± 15% based on case configuration and product loading).

**OFFTIME** **FWEGH**  
**Time (minutes)** Not Recommended

**ELECTRIC**  
Temp Term (°F) 48  
Failsafe (minutes) 60

**Gas**  
Duration (minutes)

FF 15  
IC 18

## Conventional Controls

**FWEGH**  
**Low Pressure Backup Control CI/CO** <sup>6</sup>  
FF -15°F / -27°F  
-26.1°C / -32.7°C  
IC -21°F / -33°F  
-29.4°C / -36.1°C

**Indoor Unit Only, Pressure Defrost Termination** <sup>6</sup>  
Not Recommended

<sup>6</sup> Use a Temperature Pressure Chart to determine PSIG conversions.

## Estimated Charge <sup>7</sup> **FWEGH-L**

End 1.5 lb 40 oz 0.7 kg

<sup>7</sup> This is an average for all refrigerant types. Actual refrigerant charge may vary by approximately half a pound.

## Product Data

**Recommended Usable Cube** <sup>8</sup> (Cu Ft/Ft) 3.69 ft<sup>3</sup>/ft (0.34 m<sup>3</sup>/m)  
**AHRI Total Display Area** <sup>9</sup> (Sq Ft/Ft) 4.17 ft<sup>2</sup>/ft (1.27 m<sup>2</sup>/m)  
**Shelf Area (Sq Ft/Ft)** 2.79 ft<sup>2</sup>/ft (0.85 m<sup>2</sup>/m)

<sup>8</sup> AHRI Refrigerated Volume less shelving and other unusable space: Refrigerated Volume/Unit of Length, ft<sup>3</sup>/ft [m<sup>3</sup>/m]

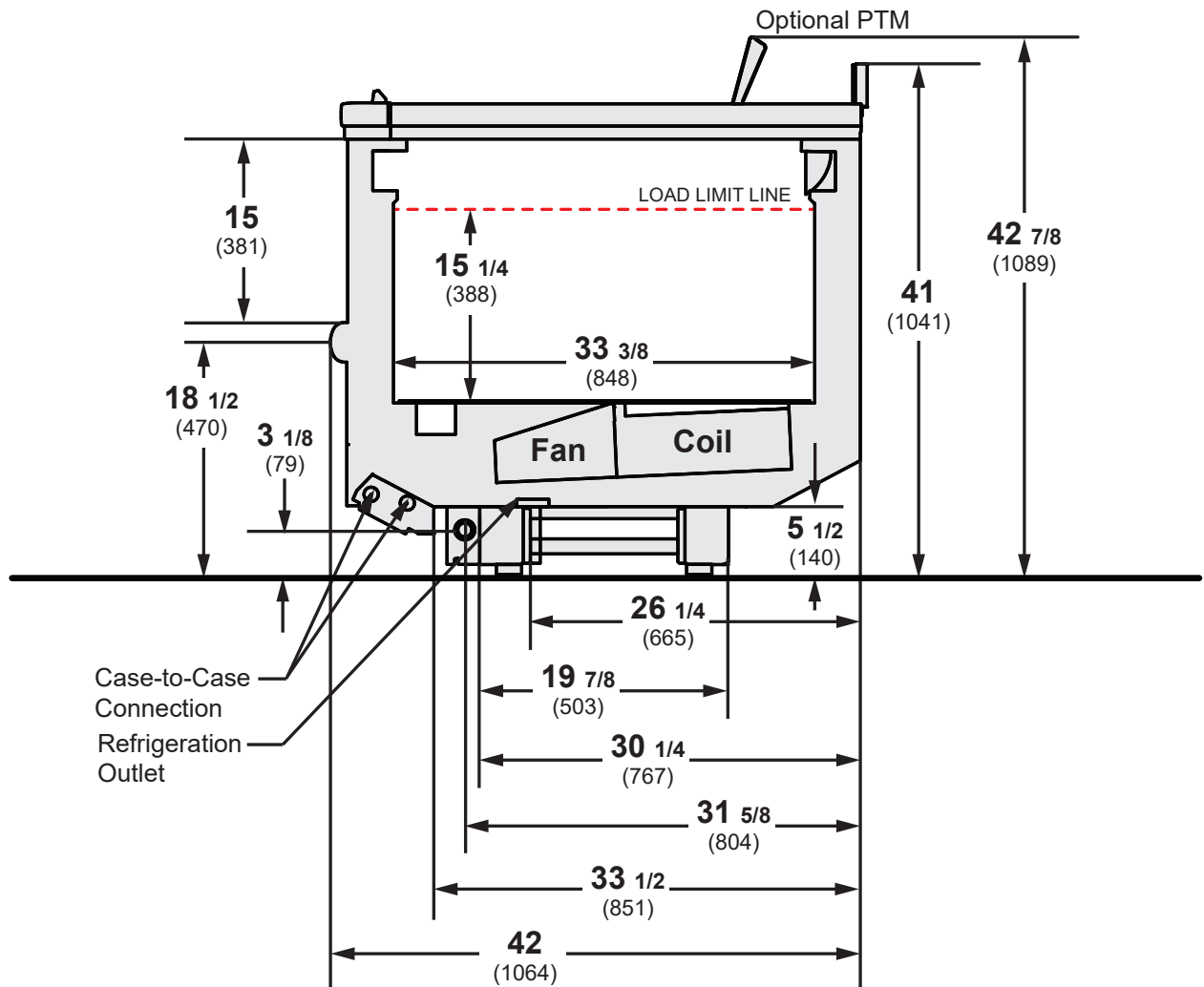
<sup>9</sup> Computed using AHRI 1200 standard methodology: Total Display Area, ft<sup>2</sup> [m<sup>2</sup>]/Unit of Length, ft [m]



Husmann refrigerated merchandisers configured for sale for use in the United States meet or surpass the requirements of the DOE 2017 energy efficiency standards.

**FWEGH-L**

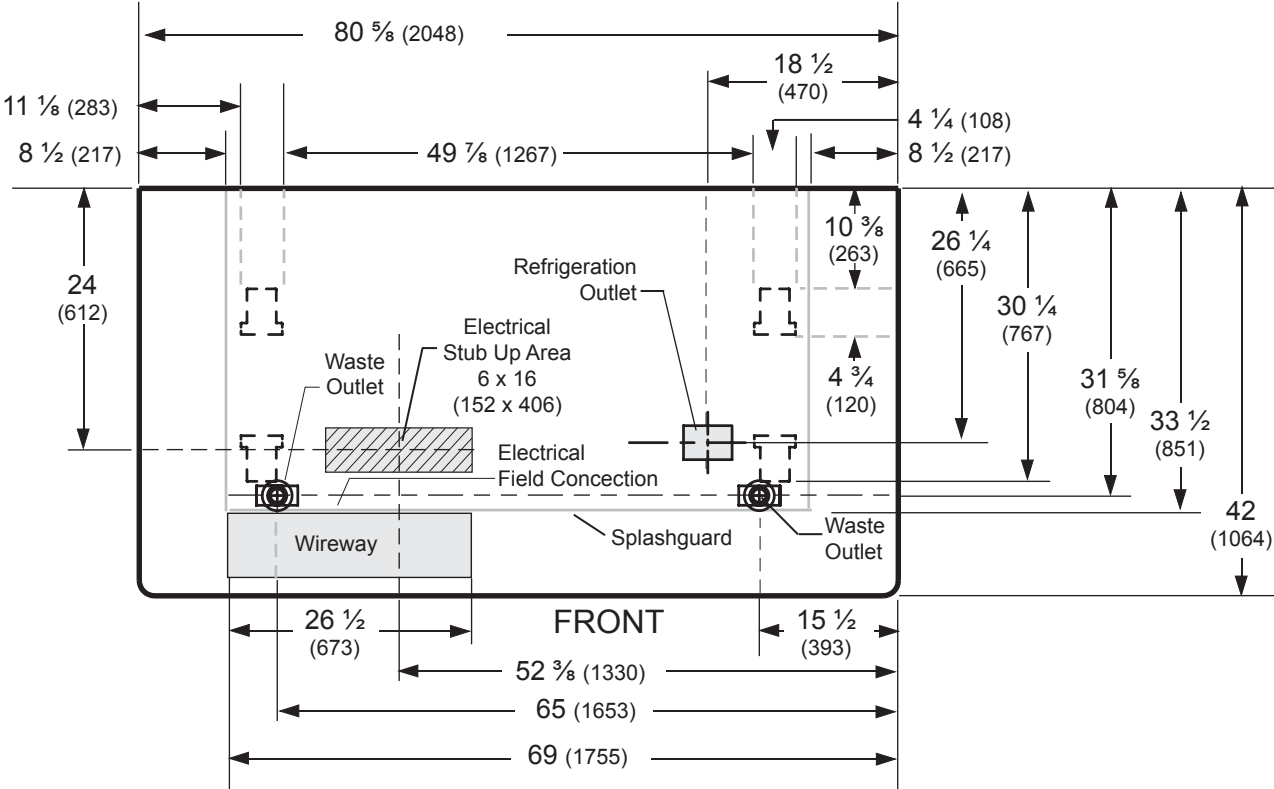
Dimensions shown as in. and (mm).



**NSF Certification**

This merchandiser model is manufactured to meet NSF/ANSI (National Sanitation Foundation) Standard #7 requirements for construction, materials and cleanability.

**Plan View**



**ENDS or PARTITIONS**  
Each standard end and each insulated partition adds 2 in. (38 mm) to case line up.

PHYSICAL DATA	
Merchandiser Drip Pipe (in.)	1 1/4
Schedule 40 PVC	
Merchandiser Liquid Line (in.)	3/8
Merchandiser Suction Line (in.)	5/8

ESTIMATED SHIPPING WEIGHT †	
<b>Case</b>	<b>End Case</b>
	<b>(each)</b>
<b>lb (kg)</b>	590 (269)

† Actual weights will vary according to optional kits included.

## Electrical Data

<b>Number of Fans</b>	<b>Standard End</b>		
4W Evaporator	1		
	<b>Amperes</b>	<b>Watts</b>	
	<b>Ends</b>	<b>End</b>	
<b>Evaporator Fan</b>			
120V 50/60Hz Energy Efficient	0.12	8	
<b>Anti-sweat Heaters (on fan circuit)</b>			
120V 50/60Hz Standard	0.26	31	
<b>Minimum Circuit Ampacity</b>			
120V 50/60Hz Standard Energy Efficient	0.58		
<b>Maximum Over Current Protection 120V</b>	20		
<b>Return Glass Anti-sweat Heaters</b>			
120V 50/60Hz Standard	0.17	20.4	
<b>208V Electric Defrost</b>	6.54	1360	
<b>120V Koolgas Defrost</b>	1.33	160	

Only lighting configurations that are compliant with the U.S. Dept. of Energy (DOE) 2017 regulation are available for sale for use in the U.S.A.

**Standard Lighting** None


**Optional Lighting**  
LED 120V 50/60Hz 0.17 20

*Please note: some combinations of fluorescent lights on this case model may not be compliant with DOE 2017 and may not be available to order in the US and Canada. More lighting options are available with LED lights. The Hussmann Product Configurator will not allow lighting options that do not comply with the DOE 2017 standards.*

*Excel* **FWEGH-L**  
Frozen

### Glass Lid Replacement Parts

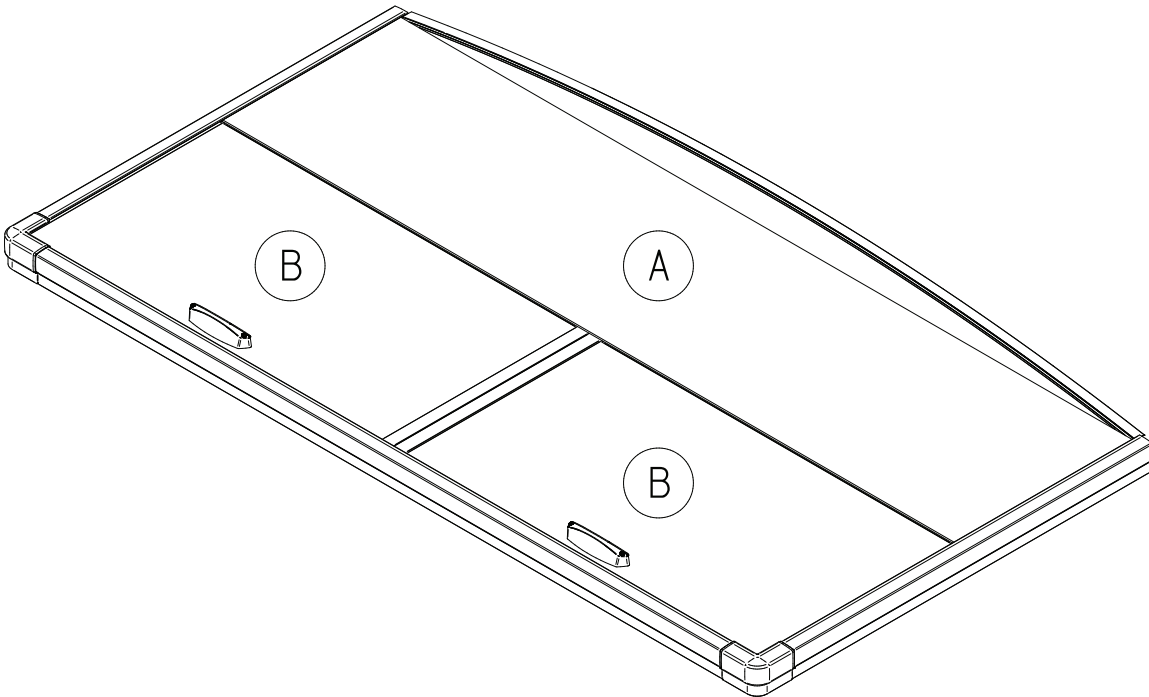
- A. Glass Assembly - FXD end case FW
- B. Glass Assembly - Door FWE

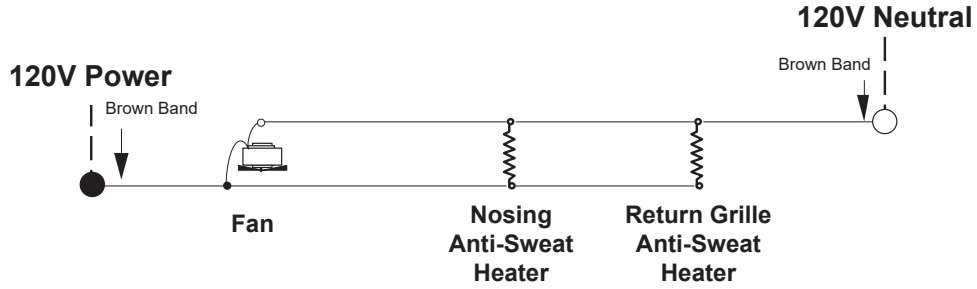


Scan the QR code on your mobile device to access additional product information or order parts.

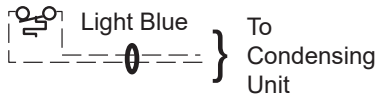
Parts may also be ordered at:

[parts.husmann.com](http://parts.husmann.com)  
Call toll free: 1.855.487.7778

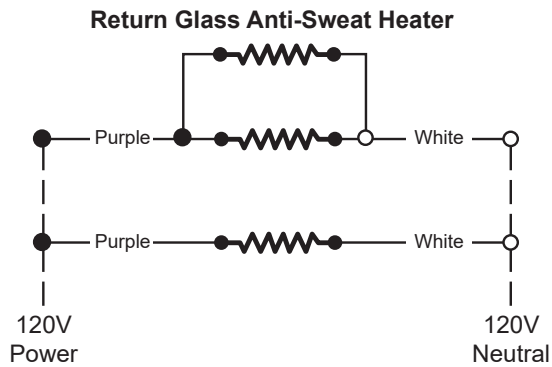
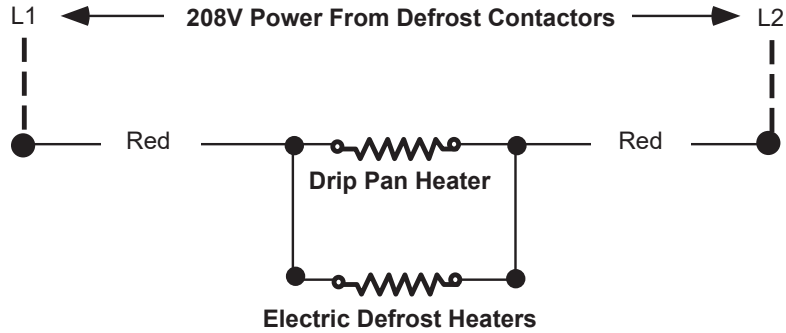
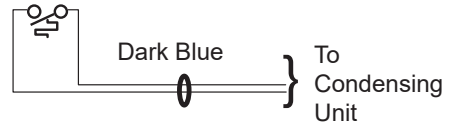




**Refrigeration Thermostat (Optional)**



**Defrost Termination Thermostat**

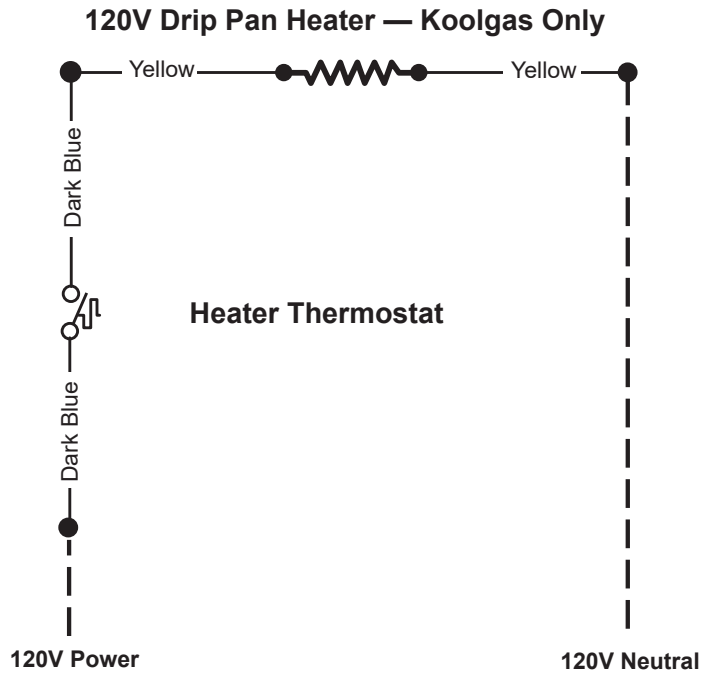


**WARNING**

All components must have mechanical ground, and the merchandiser must be grounded.

**Optional Gas Defrost**

*Excel* **FWEGH-L**  
Frozen

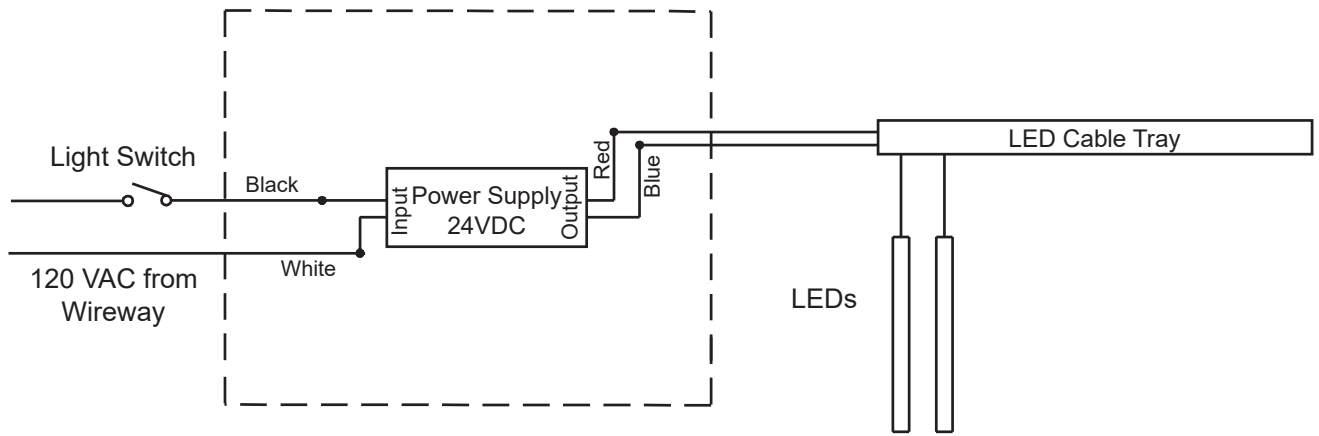


**WARNING**

All components must have mechanical ground, and the merchandiser must be grounded.

**Excel FWEGL-L**  
Frozen

**Optional LED Lighting**  
**Wire Diagram**



**FWEGL**  
**LED Wiring Diagram**

## Estimating Refrigeration and Electrical Load (for comparison purposes only)

### Case Btu

To determine Btu for a case, refer to the performance data chart on Page 2. Select lit or unlit shelves, then select the type of remote refrigeration system (parallel or conventional), which will give Btu/hr/ft. Multiply this number by the length of the case to determine Btu per hour.

### Case Electrical

Refer to store legend to determine number of circuits. Lighting should be specified in store legend.

Fan electrical load for a case is computed by selecting the case length and fan voltage on Page 6. For example, a 12 ft case uses 3 fans. The store legend specifies fans on a 230V circuit. In this instance, fans use 0.39 Amps and the MCA is 0.59. When applied, ambient fans, anti-sweat heaters, controllers, etc. must be included in the MCA. Include lights in the MCA if lights are on same circuit.

Lights may be on a separate circuit. To estimate lighting load: select case length (12 ft), canopy lighting [standard or optional] (here 0.70 for standard), and shelf lighting [maximum for which case is wired] (1.53 for six shelves); then add together [0.70 + 1.53 = 2.23 amps for 120V] (for 230V, multiply 2.23 \* 0.52 = 1.16).

### Line Sizing — Refer to store legend.

Hussmann Line Sizing Charts are engineered for use with Hussmann refrigeration equipment.



Scan the QR code on your mobile device to access additional product information or order parts.

Parts may also be ordered at:

**parts.hussmann.com**

**Call toll free: 1.855.487.7778**

## Revision History

Revision A: June 2014: Original Issue.

Revision B: January 2016: Updated fan assembly part numbers Page 7.

Revision C: May 2016: Updated cross section.

Revision D: May 2016: added note on page 2.

Revision E: June 2016: Updated refrigeration data and updated AHRI Total Display Area on page 2.

Revision F: March 2017: Added high glide refrigerant note.

Revision G: June 2021: Updated lid information.