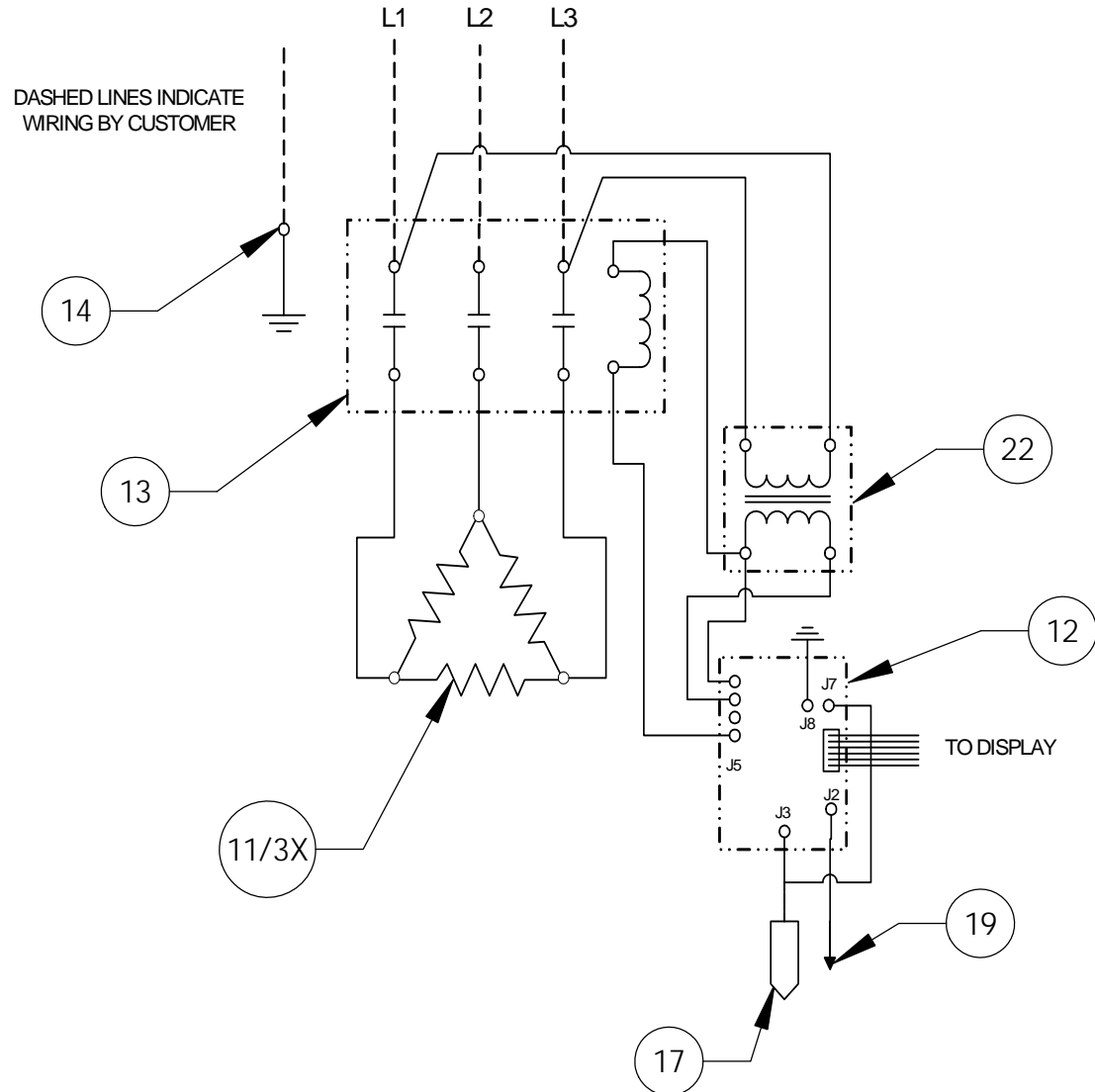
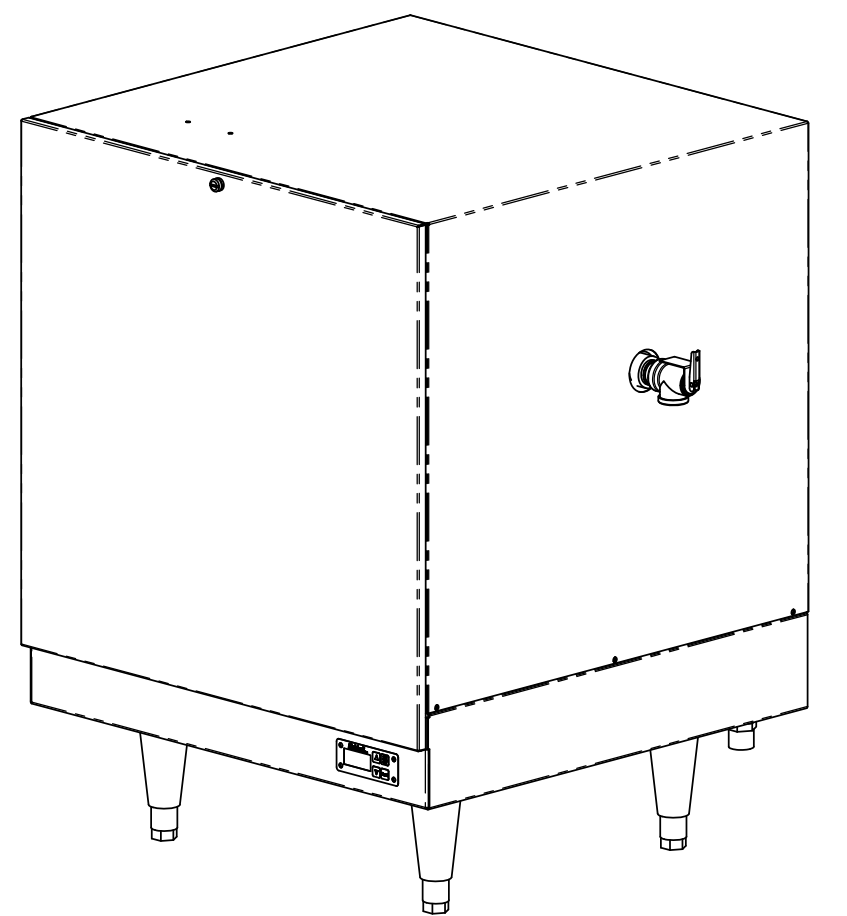
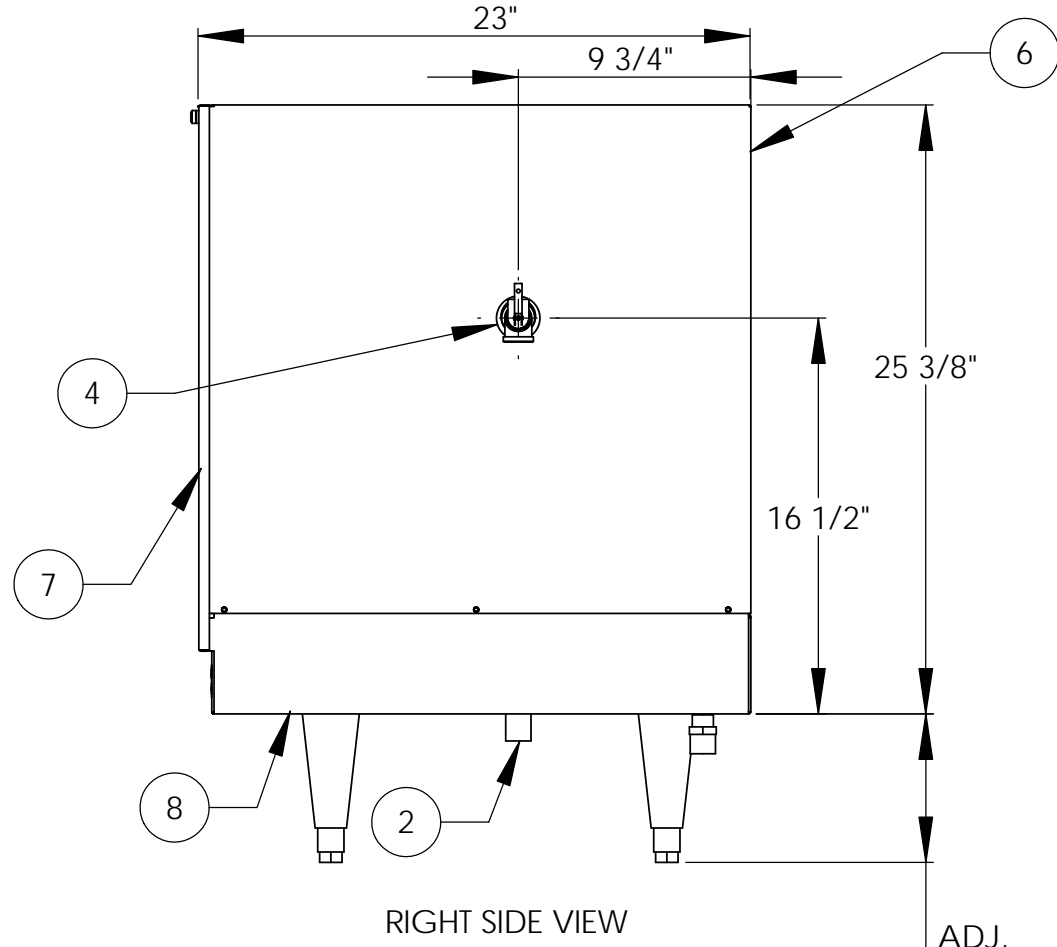
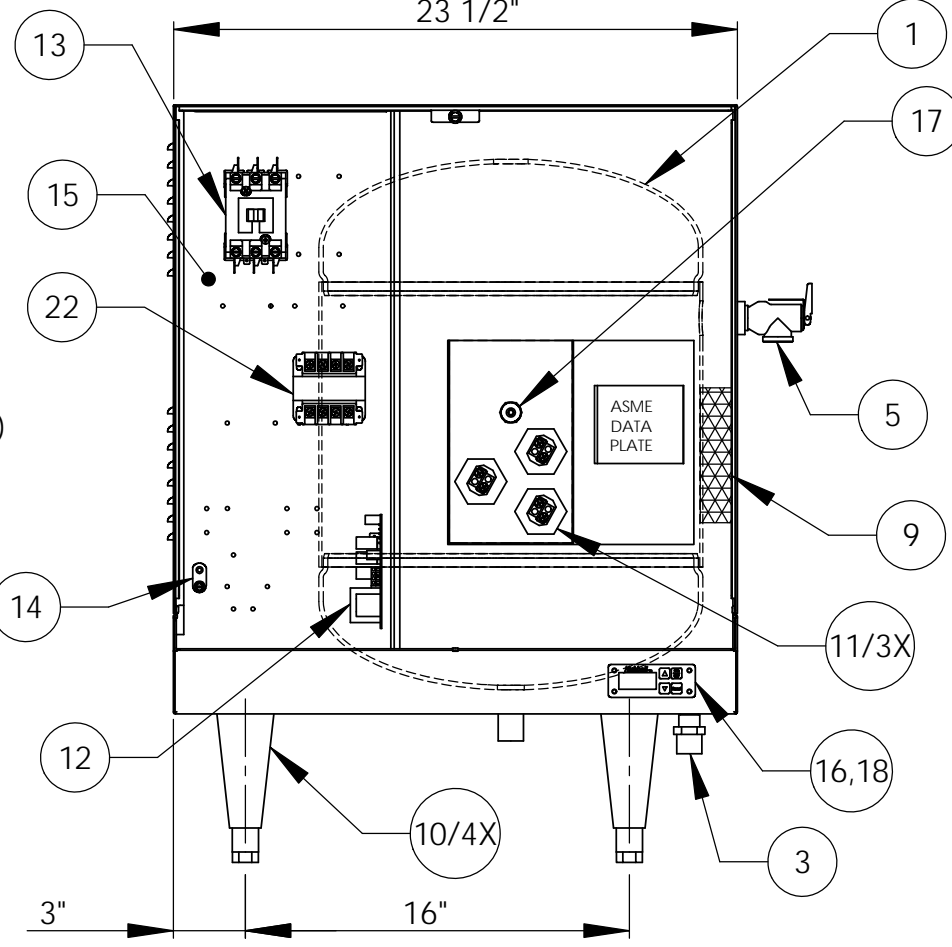
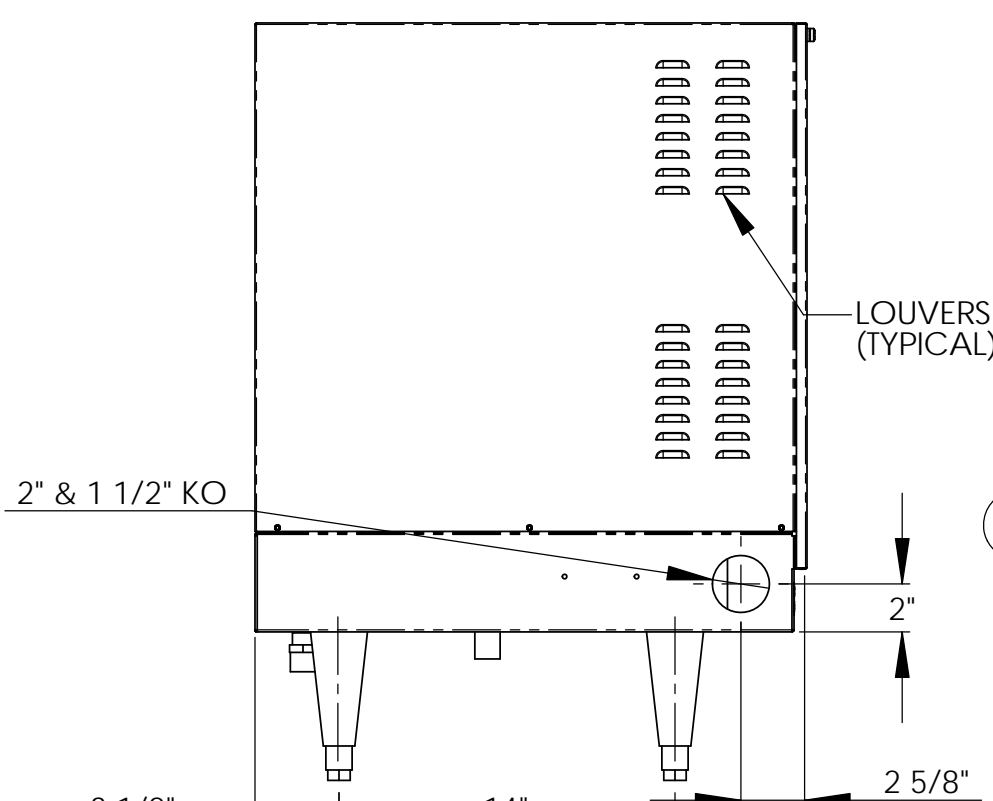


10.5kW - 480V - 3Ø - 12.6A



| ITEM NO. | QTY. | PART NO. | MATERIAL | DESCRIPTION |
|----------|------|-------------------|----------------------------|---|
| 1 | 1 | J16-6 TANK | 304L S/S | 16 GALLON VESSEL ASSEMBLY |
| 2 | 1 | J16 INLET | 304 S/S | 3/4" MNPT INLET |
| 3 | 1 | J16 OUTLET | COPPER | 3/4" MNPT OUTLET |
| 4 | 1 | | 304L S/S | 3/4" FNPT FOR RELIEF VALVE |
| 5 | 1 | 100XL .75 150LB | BRONZE | RELIEF VALVE SET AT 150PSI, 210°F |
| 6 | 1 | J16 JACKET | 304 S/S | TOP COVER ASSEMBLY |
| 7 | 1 | J16 FRONT COVER | 304 S/S | FRONT COVER ASSEMBLY |
| 8 | 1 | J16 BASE | 304 S/S | BASE ASSEMBLY |
| 9 | 1 | | FOAM | FOAM INSULATION |
| 10 | 4 | 61649NOBN5T4 | PLASTIC | ADJUSTABLE LEGS |
| 11 | 3 | C1315-25 | BRASS PLUG & COPPER SHEATH | HEATING ELEMENT - 1-7/8" HEX 3500W @ 480V |
| 12 | 1 | T1000 | VARIOUS | CONTROL MODULE |
| 13 | 1 | C25DNF315B | VARIOUS | MAGNETIC CONTACTOR 20A (RESISTIVE) - 240V |
| 14 | 1 | KA8C | COPPER | GROUND LUG |
| 15 | 1 | J16 CONTROL PLATE | GALVANEEL | ELECTRICAL MOUNTING PANEL |
| 16 | 1 | TD1000 | VARIOUS | DIGITAL DISPLAY MODULE |
| 17 | 1 | P65 | VARIOUS | PROBE ASSEMBLY |
| 18 | 1 | OVERLAY J MODEL | LEXAN | OVERLAY FOR DISPLAY MODULE |
| 19 | 1 | | VARIOUS | LEAK DETECTION SENSOR |
| 20 | 1 | TTD405 | VARIOUS | T&P GAUGE 30-240°F/0-200PSI |
| 21 | 1 | N45BU | BRONZE | PRESS REDUCING VALVE 25-75PSI |
| 22 | 1 | B050-3299-3 | VARIOUS | TRANSFORMER 50VA 480-208/240V |

| REVISIONS | | DATE | APPROVED |
|-----------|------|-------------|----------|
| ZONE | REV. | DESCRIPTION | |



- NOTES:
- TANK IS DESIGNED, FABRICATED, AND STAMPED IAW ASME SECTION VIII CODE, LATEST ADDENDA.
 - TANK IS DESIGNED FOR 150PSI AND PRESSURE TESTED AT 225PSI.
 - PROBE ASSEMBLY (Pc. No. 17) PROVIDES TEMPERATURE CONTROL, HI-LIMIT, AND LOW WATER SENSING.
 - UNIT IS UL, CUL, AND UL EPH LISTED.
 - PIECE NOS. 5, 10, 20, & 21 ARE SHIPPED LOOSE.
 - CONTROL CIRCUIT WIRE TO BE #12 TEFLON 750 (200°C). POWER CIRCUIT WIRE TO BE #12 TEFLON 750 (200°C).
 - PHASE TO PHASE RESISTANCE: 46.1 OHMS
 - APPROXIMATE WEIGHT:
DRY: 128 LBS.
WET: 261 LBS.

| INSTALLATION REQUIREMENTS | |
|---------------------------|--------------|
| AMP Draw | 12.6 |
| Min. Breaker/Fuse Size | 20 AMP |
| Cu Power Feed Wire | #12 AWG THHN |
| Min. Power Conduit | 1/2" |
| Wiring Diagram | 10 (WT) |

ELECTRICAL NOTES:
 1. POWER FEED WIRE SIZING IS BASED ON 75 °C Cu THHN WIRE WITH FEEDER BRANCH PROTECTION AT 125%.
 2. REFERENCE INSTALLATION, OPERATION, AND MAINTENANCE MANUAL FOR COMPLETE INSTALLATION INSTRUCTIONS.

PROPRIETARY AND CONFIDENTIAL
 THE INFORMATION CONTAINED IN THIS DRAWING IS THE SOLE PROPERTY OF THE ELECTRIC HEATER COMPANY. ANY REPRODUCTION IN PART OR AS A WHOLE WITHOUT THE WRITTEN PERMISSION OF THE ELECTRIC HEATER COMPANY IS PROHIBITED.

DIMENSIONS ARE IN INCHES
 TOLERANCES:
 (UNLESS OTHERWISE SPECIFIED)
 FRACTIONAL ±1/16
 ANGULAR: MACH ±1/2° BEND ±1"
 TWO PLACE DECIMAL ±0.01
 THREE PLACE DECIMAL ±0.005

| | | | |
|------------|---------|--------|---|
| DRAWN | 2/26/03 | PRD | Stratford, CT 06615 (203) 378-2659 The Electric Heater Company |
| CHECKED | 2/26/03 | WENIII | |
| ENG APPR. | 2/26/03 | PRD | |
| MFG APPR. | 2/26/03 | CHD | |
| Customer: | | | Description: J MODEL BOOSTER HEATER |
| SIZE | | | DWG. NO. J1610T4 |
| SCALE: 1:8 | | | FSCM: 19857 SHEET 1 OF 1 |