



IMPORTANT NOTE:

Locate the Specification Label on unit to determine exact Model Name and electrical specifications. This information is needed to identify the correct replacement parts. See exploded view illustration(s) for Specification Label location.

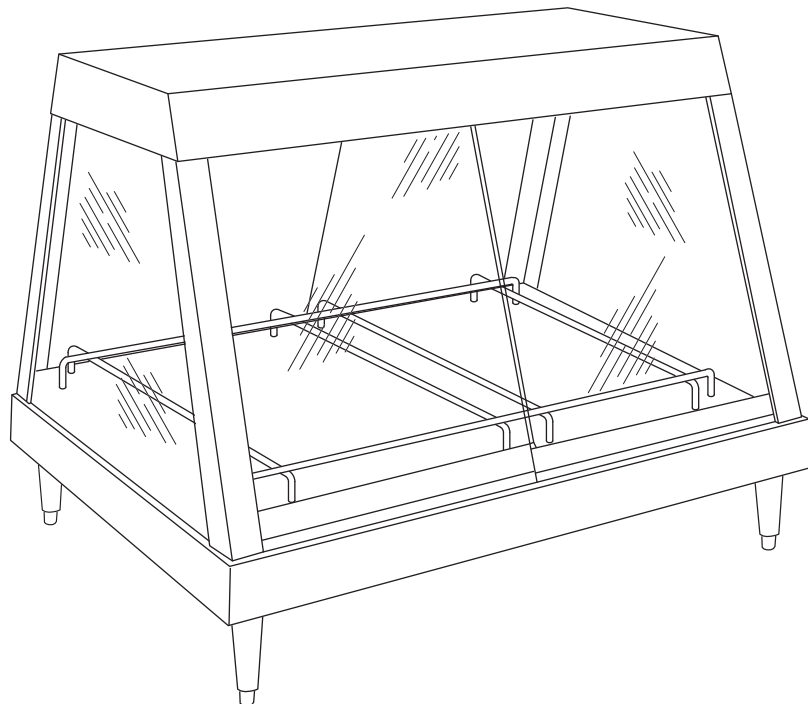


Use of replacement parts other than those supplied by Hatco Corporation may result in damage to unit or injury to personnel and will void all warranties.

Glo-Ray[®] Heated Display Cases

GRHD Series

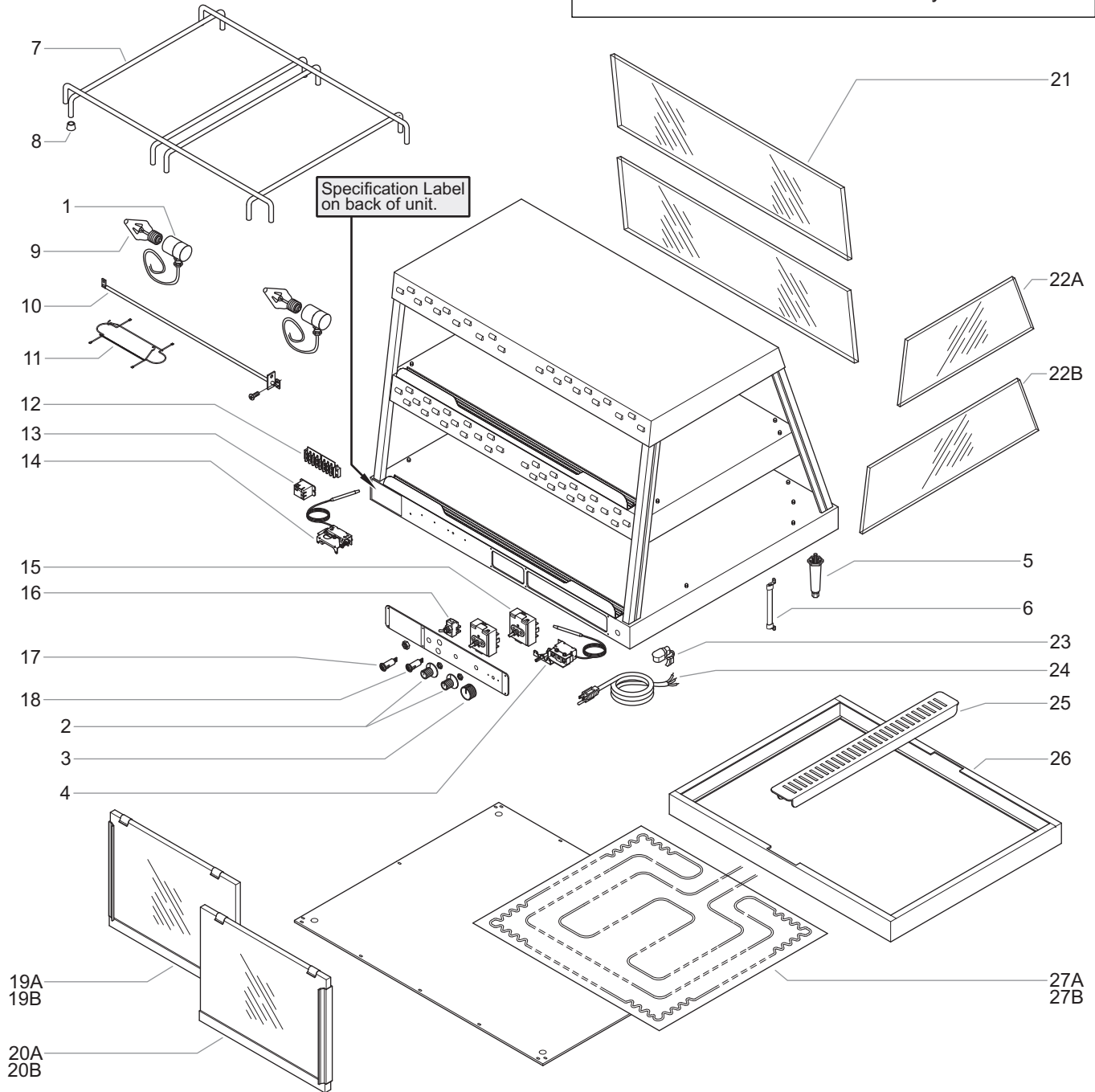
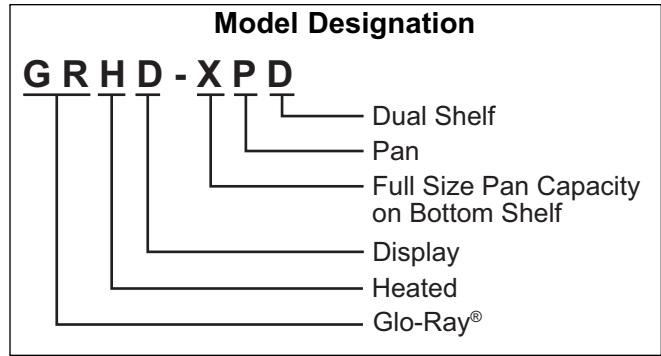
<u>Model Name</u>	<u>Page</u>	<u>Model Name</u>	<u>Page</u>	<u>Model Name</u>	<u>Page</u>
GRHD-2P	2,4	GRHD-3P	2,4,8	GRHD-4P	2,4,12
GRHD-2PD	2,4,5	GRHD-3PD	2,4,9	GRHD-4PD	2,4,13
GRHDH-2P	3,4,6	GRHDH-3P	3,4,10	GRHDH-4P	3,4,14
GRHDH-2PD	3,4,7	GRHDH-3PD	3,4,11	GRHDH-4PD	3,4,15



Replacement Parts List

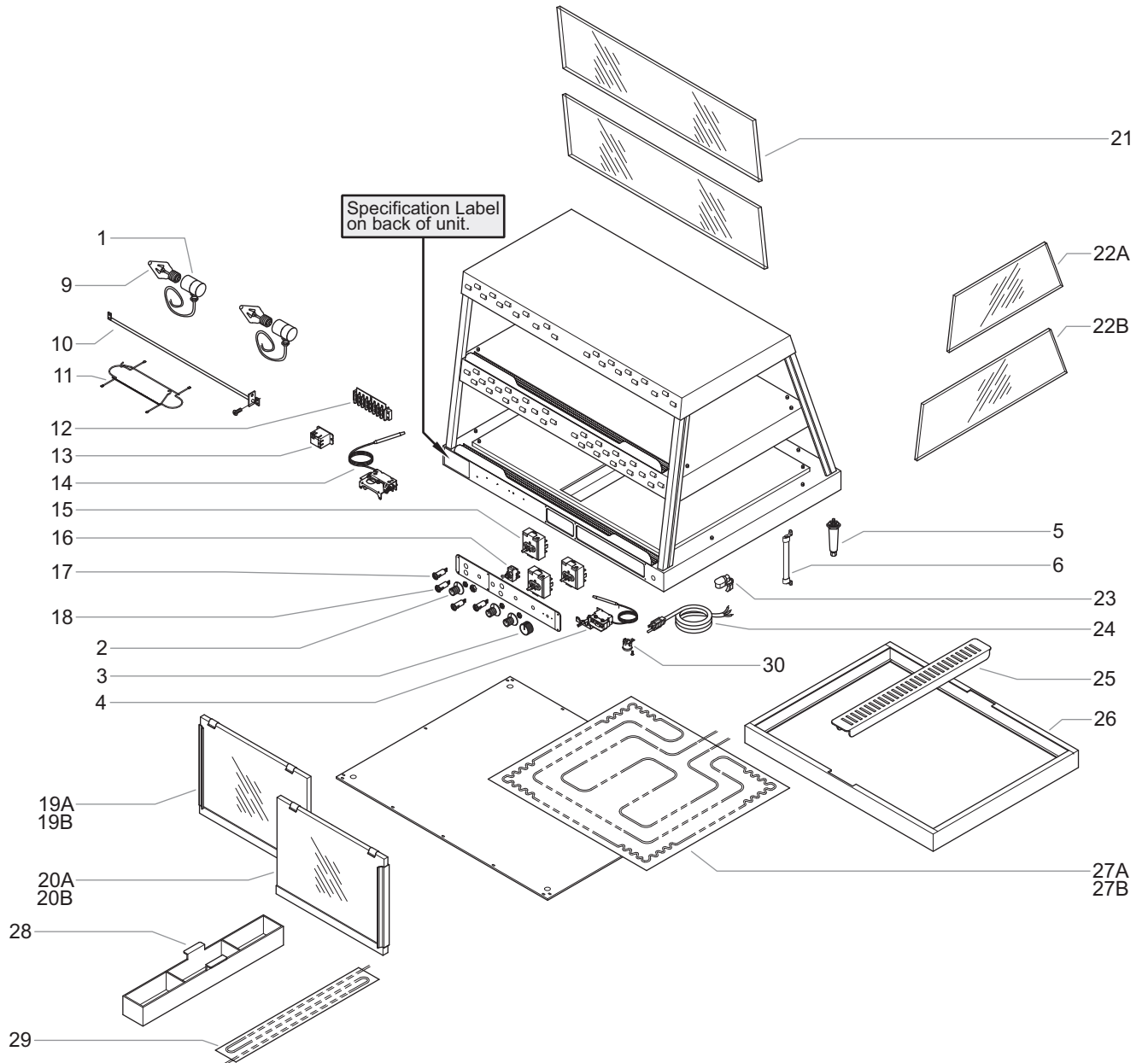
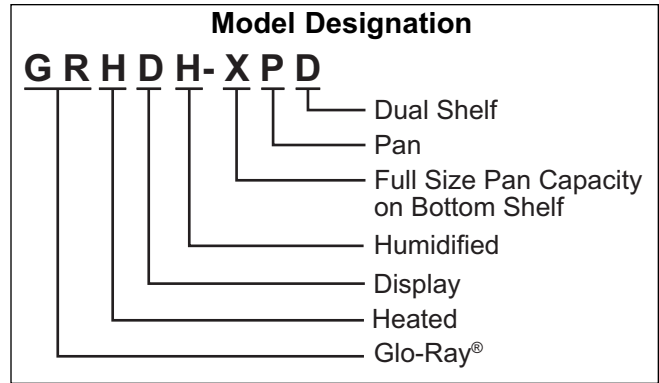
HATCO GLO-RAY HEATED DISPLAY CASES

GRHD Series



HATCO GLO-RAY HEATED DISPLAY CASES

GRHDH Series



PARTS COMMON TO ALL MODELS

Item	Description	Part Number	Qty.
1	Light Socket with Leads, Single	02.30.044.00	2-11
2	Knob, Infinite Control	05.30.043.00	1-3
3	Knob, Thermostat	05.30.018.00	1

Item	Description	Part Number	Qty.
4	Thermostat Control, Base	02.16.030.00	1
5	Leg, 4" (102 mm)	05.30.007.00	4
6	Thermometer	02.16.143.00	1-2

NOTE: Quantities shown as a range (example = "1-3") are dependent upon the number of shelves, the length of the unit, and/or if the unit is humidified.

PARTS SPECIFIC TO MODEL GRHD-2P

Item	Description	120 V	220 V	240 V	220-230 V	230-240 V
7	Pan Rail with Rubber Feet	R04.22.030.00	R04.22.030.00	R04.22.030.00	R04.22.030.00	R04.22.030.00
8	Rubber Foot, Pan Rail (Qty. 12)	05.06.039.00	05.06.039.00	05.06.039.00	05.06.039.00	05.06.039.00
9	Light Bulb (Qty. 4)	02.30.043.00	02.30.058.00	02.30.058.00	02.30.058.00	02.30.058.00
10	Heating Element, Upper	R02.08.026D.00	R02.08.042E.00	R02.08.028E.00	R02.08.042E.00	R02.08.028E.00
11	Wire Guard (Qty. 2)	04.37.100.00	04.37.100.00	04.37.100.00	04.37.100.00	04.37.100.00
12	Terminal Block - 3 Pole	---	---	---	R02.15.030.00	R02.15.030.00
13A	Relay - SPST	---	---	---	---	---
13B	Relay - DPDT	---	---	---	---	---
13C	Relay - DPST	---	---	---	---	---
14	High Limit, Manual	---	---	---	---	---
15	Infinite Control Switch	R02.19.018.00	R02.19.019.00	R02.19.019.00	R02.19.019.00	R02.19.019.00
16	On/Off Switch	R02.19.008A.00	R02.19.008A.00	R02.19.008A.00	R02.19.008A.00	R02.19.008A.00
17	Indicator Light, Green	---	---	---	02.19.150.00	02.19.150.00
18	Indicator Light, Red	02.19.154.00	02.19.151.00	02.19.151.00	---	---
	Quantity	1	2	2	---	---
	Indicator Light, Yellow	---	---	---	---	---
19A	Glass Door, Inner, Left Hand	R00.01.0002.00	R00.01.0002.00	R00.01.0002.00	R00.01.0002.00	R00.01.0002.00
19B	Glass Door, Inner, Mirrored, Left Hand	R00.01.0014.00	R00.01.0014.00	R00.01.0014.00	R00.01.0014.00	R00.01.0014.00
20A	Glass Door, Outer, Right Hand	R00.01.0001.00	R00.01.0001.00	R00.01.0001.00	R00.01.0001.00	R00.01.0001.00
20B	Glass Door, Outer, Mirrored, Right Hand	R00.01.0013.00	R00.01.0013.00	R00.01.0013.00	R00.01.0013.00	R00.01.0013.00
21	Glass, Front	04.40.064.00	04.40.064.00	04.40.064.00	04.40.064.00	04.40.064.00
22A	End Glass (Qty. 2)	04.40.065.00	04.40.065.00	04.40.065.00	04.40.065.00	04.40.065.00
22B	End Glass	---	---	---	---	---
23	Strain Relief	02.20.206.00	02.20.212.00	02.20.212.00	02.20.212.00	02.20.212.00
24	Power Cord w/Plug	R02.18.030.00	02.18.077.00	02.18.066.00	02.18.077.00	02.18.066.00
25	Pan Divider (optional)	04.22.400.00	04.22.400.00	04.22.400.00	04.22.400.00	04.22.400.00
26	Pan Enclosure, 2 Pan (optional)	04.22.406.00	04.22.406.00	04.22.406.00	04.22.406.00	04.22.406.00
	Pan Enclosure, 1 Pan *	---	---	---	---	---
27A	Heating Element, Base	02.05.293.00	02.05.144.00	02.05.294.00	02.05.144.00	02.05.294.00
	Quantity	2	1	2	1	2
27B	Heating Element, Base	---	---	---	---	---
	Quantity	---	---	---	---	---
28A	Water Trough	---	---	---	---	---
29	Heating Element, Water	---	---	---	---	---
30	High Limit, Automatic	---	---	---	---	---
	Wiring Diagram	10-01-274	10-01-274	10-01-274	10-01-275	10-01-275

The shaded areas contain part information for **International models only**.

* Not Shown.



PARTS SPECIFIC TO MODEL GRHD-2PD

Item	Description	120 V	220 V	240 V	220-230 V	230-240 V
7	Pan Rail with Rubber Feet	R04.22.030.00	R04.22.030.00	R04.22.030.00	R04.22.030.00	R04.22.030.00
8	Rubber Foot, Pan Rail (Qty. 12)	05.06.039.00	05.06.039.00	05.06.039.00	05.06.039.00	05.06.039.00
9	Light Bulb (Qty. 4)	02.30.043.00	02.30.058.00	02.30.058.00	02.30.058.00	02.30.058.00
10	Heating Element, Upper	R02.08.202D.00	R02.08.250E.00	R02.08.251E.00	R02.08.250E.00	R02.08.251E.00
11	Wire Guard (Qty. 2)	04.37.100.00	04.37.100.00	04.37.100.00	04.37.100.00	04.37.100.00
12	Terminal Block – 3 Pole	---	---	---	R02.15.030.00	R02.15.030.00
13A	Relay – SPST	---	---	---	---	---
13B	Relay – DPDT	---	---	---	---	---
13C	Relay – DPST	---	---	---	---	---
14	High Limit, Manual	---	---	---	---	---
15	Infinite Control Switch	R02.19.018.00	R02.19.019.00	R02.19.019.00	R02.19.019.00	R02.19.019.00
16	On/Off Switch	R02.19.008A.00	R02.19.008A.00	R02.19.008A.00	R02.19.008A.00	R02.19.008A.00
17	Indicator Light, Green (Qty. 2)	---	---	---	02.19.150.00	02.19.150.00
18	Indicator Light, Red (Qty. 2)	02.19.154.00	02.19.154.00	02.19.154.00	---	---
	Indicator Light, Yellow	---	---	---	---	---
19A	Glass Door, Inner, Left Hand	R00.01.0008.00	R00.01.0008.00	R00.01.0008.00	R00.01.0008.00	R00.01.0008.00
19B	Glass Door, Inner, Mirrored, Left Hand	R00.01.0020.00	R00.01.0020.00	R00.01.0020.00	R00.01.0020.00	R00.01.0020.00
20A	Glass Door, Outer, Right Hand	R00.01.0007.00	R00.01.0007.00	R00.01.0007.00	R00.01.0007.00	R00.01.0007.00
20B	Glass Door, Outer, Mirrored, Right Hand	R00.01.0019.00	R00.01.0019.00	R00.01.0019.00	R00.01.0019.00	R00.01.0019.00
21	Glass, Front (Qty. 2)	04.40.068.00	04.40.068.00	04.40.068.00	04.40.068.00	04.40.068.00
22A	End Glass (Qty. 2)	04.40.069.00	04.40.069.00	04.40.069.00	04.40.069.00	04.40.069.00
22B	End Glass (Qty. 2)	04.40.070.00	04.40.070.00	04.40.070.00	04.40.070.00	04.40.070.00
23	Strain Relief	02.20.226.00	02.20.212.00	02.20.212.00	02.20.212.00	02.20.212.00
24	Power Cord w/Plug	R02.18.030.00	02.18.077.00	02.18.066.00	02.18.077.00	02.18.066.00
25	Pan Divider (optional)	04.22.400.00	04.22.400.00	04.22.400.00	04.22.400.00	04.22.400.00
26	Pan Enclosure, 2 Pan (optional)	04.22.406.00	04.22.406.00	04.22.406.00	04.22.406.00	04.22.406.00
	Pan Enclosure, 1 Pan *	---	---	---	---	---
27A	Heating Element, Base	02.05.293.00	02.05.138.00	02.05.294.00	02.05.138.00	02.05.294.00
	Quantity	2	1	2	1	2
27B	Heating Element, Base	---	---	---	---	---
	Quantity	---	---	---	---	---
28A	Water Trough	---	---	---	---	---
29	Heating Element, Water	---	---	---	---	---
30	High Limit, Automatic	---	---	---	---	---
	Wiring Diagram	10-01-273	10-01-273	10-01-273	10-01-276	10-01-276

The shaded areas contain part information for **International models only**.

* Not Shown.

NOTE: The last four digits in a ten digit numerical serial number are the manufacturing date code.

Example: Serial number 9625060751 has a date code of "0751" which indicates the following: 0751

Week Fifty-One
Year 2007

Please note also, prior to January 2001 the serial number date code indicated the month of manufacture.

Example: XXXXXX0007

Month Seven (July)
Year 2000

PARTS SPECIFIC TO MODEL GRHDH-2P

Item	Description	120 V	220 V	240 V	220-230 V	230-240 V
7	Pan Rail with Rubber Feet	---	---	---	---	---
8	Rubber Foot, Pan Rail (Qty. 12)	---	---	---	---	---
9	Light Bulb (Qty. 4)	02.30.043.00	02.30.058.00	02.30.058.00	02.30.058.00	02.30.058.00
10	Heating Element, Upper	R02.08.026D.00	R02.08.042E.00	R02.08.028E.00	R02.08.042E.00	R02.08.028E.00
11	Wire Guard (Qty. 2)	04.37.100.00	04.37.100.00	04.37.100.00	04.37.100.00	04.37.100.00
12	Terminal Block – 3 Pole	---	---	---	R02.15.030.00	R02.15.030.00
13A	Relay – SPST	02.01.088.00	02.01.105.00	02.01.105.00	02.01.180.00	02.01.105.00
13B	Relay – DPDT	---	---	---	---	---
13C	Relay – DPST	---	---	---	---	---
14	High Limit, Manual	02.16.071.00	02.16.071.00	02.16.071.00	02.16.071.00	02.16.071.00
15	Infinite Control Switch (Qty. 2)	R02.19.018.00	R02.19.019.00	R02.19.019.00	R02.19.019.00	R02.19.019.00
16	On/Off Switch	R02.19.008A.00	R02.19.008A.00	R02.19.008A.00	R02.19.008A.00	R02.19.008A.00
17	Indicator Light, Green	02.19.155.00	02.19.150.00	02.19.150.00	02.19.150.00	02.19.150.00
	Quantity	1	1	1	2	2
18	Indicator Light, Red	02.19.154.00	02.19.151.00	02.19.151.00	---	---
	Quantity	2	2	2	---	---
	Indicator Light, Yellow	---	---	---	02.19.152.00	02.19.152.00
19A	Glass Door, Inner, Left Hand	R00.01.0002.00	R00.01.0002.00	R00.01.0002.00	R00.01.0002.00	R00.01.0002.00
19B	Glass Door, Inner, Mirrored, Left Hand	R00.01.0014.00	R00.01.0014.00	R00.01.0014.00	R00.01.0014.00	R00.01.0014.00
20A	Glass Door, Outer, Right Hand	R00.01.0001.00	R00.01.0001.00	R00.01.0001.00	R00.01.0001.00	R00.01.0001.00
20B	Glass Door, Outer, Mirrored, Right Hand	R00.01.0013.00	R00.01.0013.00	R00.01.0013.00	R00.01.0013.00	R00.01.0013.00
21	Glass, Front	04.40.064.00	04.40.064.00	04.40.064.00	04.40.064.00	04.40.064.00
22A	End Glass (Qty. 2)	04.40.065.00	04.40.065.00	04.40.065.00	04.40.065.00	04.40.065.00
22B	End Glass	---	---	---	---	---
23	Strain Relief	02.20.226.00	02.20.212.00	02.20.212.00	02.20.212.00	02.20.212.00
24	Power Cord w/Plug	R02.18.030.00	02.18.077.00	02.18.066.00	02.18.077.00	02.18.066.00
25	Pan Divider (optional)	04.22.400.00	04.22.400.00	04.22.400.00	04.22.400.00	04.22.400.00
26	Pan Enclosure, 2 Pan (Optional)	04.22.406.00	04.22.406.00	04.22.406.00	04.22.406.00	04.22.406.00
	Pan Enclosure, 1 Pan *	---	---	---	---	---
27A	Heating Element, Base	02.05.293.00	02.05.137.00	02.05.294.00	02.05.137.00	02.05.294.00
	Quantity	2	2	2	2	2
27B	Heating Element, Base	---	---	---	---	---
	Quantity	---	---	---	---	---
28A	Water Trough	04.22.403.00	04.22.403.00	04.22.403.00	04.22.403.00	04.22.403.00
29	Heating Element, Water	02.05.295.00	02.05.296.00	02.05.296.00	02.05.296.00	02.05.296.00
30	High Limit, Automatic	R02.16.036.00	R02.16.036.00	R02.16.036.00	R02.16.036.00	R02.16.036.00
	Wiring Diagram	10-01-274	10-01-274	10-01-274	10-01-275	10-01-275

The shaded areas contain part information for **International models only**.

* Not Shown.

PARTS SPECIFIC TO MODEL GRHDH-2PD

Item	Description	120 V	220 V	240 V	220–230 V	230–240 V
7	Pan Rail with Rubber Feet	---	---	---	---	---
8	Rubber Foot, Pan Rail (Qty. 12)	---	---	---	---	---
9	Light Bulb (Qty. 4)	02.30.043.00	02.30.058.00	02.30.058.00	02.30.058.00	02.30.058.00
10	Heating Element, Upper	R02.08.202D.00	R02.08.250E.00	R02.08.251E.00	R02.08.250E.00	R02.08.251E.00
11	Wire Guard (Qty. 2)	04.37.100.00	04.37.100.00	04.37.100.00	04.37.100.00	04.37.100.00
12	Terminal Block – 3 Pole	---	---	---	R02.15.030.00	R02.15.030.00
13A	Relay – SPST	02.01.088.00	02.01.180.00	02.01.105.00	02.01.180.00	02.01.105.00
13B	Relay – DPDT	---	---	---	---	---
13C	Relay – DPST	---	---	---	---	---
14	High Limit, Manual	02.16.071.00	02.16.071.00	02.16.071.00	02.16.071.00	02.16.071.00
15	Infinite Control Switch (Qty. 3)	R02.19.018.00	R02.19.019.00	R02.19.019.00	R02.19.019.00	R02.19.019.00
16	On/Off Switch	R02.19.008A.00	R02.19.008.00	R02.19.008A.00	R02.19.008A.00	R02.19.008A.00
17	Indicator Light, Green	02.19.155.00	02.19.150.00	02.19.150.00	02.19.150.00	02.19.150.00
	Quantity	1	1	1	3	3
18	Indicator Light, Red	02.19.154.00	02.19.151.00	02.19.151.00	---	---
	Quantity	1	2	2	---	---
	Indicator Light, Yellow	---	---	---	02.19.152.00	02.19.152.00
19A	Glass Door, Inner, Left Hand	R00.01.0008.00	R00.01.0008.00	R00.01.0008.00	R00.01.0008.00	R00.01.0008.00
19B	Glass Door, Inner, Mirrored, Left Hand	R00.01.0020.00	R00.01.0020.00	R00.01.0020.00	R00.01.0020.00	R00.01.0020.00
20A	Glass Door, Outer, Right Hand	R00.01.0007.00	R00.01.0007.00	R00.01.0007.00	R00.01.0007.00	R00.01.0007.00
20B	Glass Door, Outer, Mirrored, Right Hand	R00.01.0019.00	R00.01.0019.00	R00.01.0019.00	R00.01.0019.00	R00.01.0019.00
21	Glass, Front	04.40.068.00	04.40.068.00	04.40.068.00	04.40.068.00	04.40.068.00
22A	End Glass (Qty. 2)	04.40.069.00	04.40.069.00	04.40.069.00	04.40.069.00	04.40.069.00
22B	End Glass	04.40.070.00	04.40.070.00	04.40.070.00	04.40.070.00	04.40.070.00
23	Strain Relief	02.20.226.00	02.20.212.00	02.20.212.00	02.20.212.00	02.20.212.00
24	Power Cord w/Plug †	R02.18.030.00	02.18.077.00	02.18.066.00	02.18.077.00	02.18.068.00
25	Pan Divider (optional)	04.22.400.00	04.22.400.00	04.22.400.00	04.22.400.00	04.22.400.00
26	Pan Enclosure, 2 Pan (Optional)	04.22.406.00	04.22.406.00	04.22.406.00	04.22.406.00	04.22.406.00
	Pan Enclosure, 1 Pan *	---	---	---	---	---
27A	Heating Element, Base	02.05.293.00	02.05.137.00	02.05.294.00	02.05.137.00	02.05.294.00
	Quantity	2	2	2	2	2
27B	Heating Element, Base	---	---	---	---	---
	Quantity	---	---	---	---	---
28A	Water Trough	04.22.403.00	04.22.403.00	04.22.403.00	04.22.403.00	04.22.403.00
29	Heating Element, Water	02.05.295.00	02.05.296.00	02.05.296.00	02.05.296.00	02.05.296.00
30	High Limit, Automatic	R02.16.036.00	R02.16.036.00	R02.16.036.00	R02.16.036.00	R02.16.036.00
	Wiring Diagram	10-01-273	10-01-273	10-01-273	10-01-276	10-01-276

The shaded areas contain part information for **International models only**.

† Canadian 120 V units use Power Cord w/Plug P/N 02.18.089.00.

* Not Shown.

PARTS SPECIFIC TO MODEL GRHD-3P

Item	Description	120 V	220 V	240 V	220–230 V	230–240 V
7	Pan Rail with Rubber Feet	R04.22.031.00	R04.22.031.00	R04.22.031.00	R04.22.031.00	R04.22.031.00
8	Rubber Foot, Pan Rail (Qty. 12)	05.06.039.00	05.06.039.00	05.06.039.00	05.06.039.00	05.06.039.00
9	Light Bulb (Qty. 4)	02.30.043.00	02.30.058.00	02.30.058.00	02.30.058.00	02.30.058.00
10	Heating Element, Upper	R02.08.007D.00	R02.08.039E.00	R02.08.009E.00	R02.08.039E.00	R02.08.009E.00
11	Wire Guard (Qty. 2)	04.37.100.00	04.37.100.00	04.37.100.00	04.37.100.00	04.37.100.00
12	Terminal Block – 3 Pole	---	---	---	R02.15.030.00	R02.15.030.00
13A	Relay – SPST	---	---	---	---	---
13B	Relay – DPDT	---	---	---	---	---
13C	Relay – DPST	---	---	---	---	---
14	High Limit, Manual	---	---	---	---	---
15	Infinite Control Switch	R02.19.018.00	R02.19.019.00	R02.19.019.00	R02.19.019.00	R02.19.019.00
16	On/Off Switch	R02.19.008A.00	R02.19.008A.00	R02.19.008A.00	R02.19.008A.00	R02.19.008A.00
17	Indicator Light, Green	---	---	---	02.19.150.00	02.19.150.00
18	Indicator Light, Red	02.19.154.00	02.19.154.00	02.19.154.00	---	---
	Indicator Light, Yellow	---	---	---	---	---
19A	Glass Door, Inner, Left Hand	R00.01.0004.00	R00.01.0004.00	R00.01.0004.00	R00.01.0004.00	R00.01.0004.00
19B	Glass Door, Inner, Mirrored, Left Hand	R00.01.0016.00	R00.01.0016.00	R00.01.0016.00	R00.01.0016.00	R00.01.0016.00
20A	Glass Door, Outer, Right Hand	R00.01.0003.00	R00.01.0003.00	R00.01.0003.00	R00.01.0003.00	R00.01.0003.00
20B	Glass Door, Outer, Mirrored, Right Hand	R00.01.0015.00	R00.01.0015.00	R00.01.0015.00	R00.01.0015.00	R00.01.0015.00
21	Glass, Front	04.40.066.00	04.40.066.00	04.40.066.00	04.40.066.00	04.40.066.00
22A	End Glass (Qty. 2)	04.40.065.00	04.40.065.00	04.40.065.00	04.40.065.00	04.40.065.00
22B	End Glass	---	---	---	---	---
23	Strain Relief	02.20.226.00	02.20.212.00	02.20.212.00	02.20.212.00	02.20.212.00
24	Power Cord w/Plug	R02.18.030.00	02.18.077.00	02.18.066.00	02.18.077.00	02.18.066.00
25	Pan Divider (optional)	04.22.400.00	04.22.400.00	04.22.400.00	04.22.400.00	04.22.400.00
26	Pan Enclosure, 2 Pan (Optional)	04.22.406.00	04.22.406.00	04.22.406.00	04.22.406.00	04.22.406.00
	Pan Enclosure, 1 Pan *	04.22.407.00	04.22.407.00	04.22.407.00	04.22.407.00	04.22.407.00
27A	Heating Element, Base	02.05.293.00	02.05.138.00	02.05.294.00	02.05.138.00	02.05.294.00
	Quantity	3	1	3	1	3
27B	Heating Element, Base	---	02.05.142.00	---	02.05.142.00	---
	Quantity	---	1	---	1	---
28A	Water Trough	---	---	---	---	---
29	Heating Element, Water	---	---	---	---	---
30	High Limit, Automatic	---	---	---	---	---
	Wiring Diagram	10-01-274	10-01-274	10-01-274	10-01-275	10-01-275

The shaded areas contain part information for **International models only**.

* Not Shown.

PARTS SPECIFIC TO MODEL GRHD-3PD

Item	Description	120 V	220 V	240 V	220-230 V	230-240 V
7	Pan Rail with Rubber Feet	R04.22.031.00	R04.22.031.00	R04.22.031.00	R04.22.031.00	R04.22.031.00
8	Rubber Foot, Pan Rail (Qty. 12)	05.06.039.00	05.06.039.00	05.06.039.00	05.06.039.00	05.06.039.00
9	Light Bulb (Qty. 8)	02.30.043.00	02.30.058.00	02.30.058.00	02.30.058.00	02.30.058.00
10	Heating Element, Upper (Qty. 2)	R02.08.216D.00	R02.08.253E.00	R02.08.254E.00	R02.08.253E.00	R02.08.254E.00
11	Wire Guard (Qty. 6)	04.37.100.00	04.37.100.00	04.37.100.00	04.37.100.00	04.37.100.00
12	Terminal Block – 3 Pole	---	---	---	R02.15.030.00	R02.15.030.00
13A	Relay – SPST	---	---	---	---	---
13B	Relay – DPDT	---	---	---	---	---
13C	Relay – DPST	---	---	---	---	---
14	High Limit, Manual	---	---	---	---	---
15	Infinite Control Switch (Qty. 2)	R02.19.018.00	R02.19.019.00	R02.19.019.00	R02.19.019.00	R02.19.019.00
16	On/Off Switch	R02.19.008A.00	R02.19.008A.00	R02.19.008A.00	R02.19.008A.00	R02.19.008A.00
17	Indicator Light, Green (Qty. 2)	---	---	---	02.19.150.00	02.19.150.00
18	Indicator Light, Red (Qty. 2)	02.19.154.00	02.19.151.00	02.19.151.00	---	---
	Indicator Light, Yellow	---	---	---	---	---
19A	Glass Door, Inner, Left Hand	R00.01.0010.00	R00.01.0010.00	R00.01.0010.00	R00.01.0010.00	R00.01.0010.00
19B	Glass Door, Inner, Mirrored, Left Hand	R00.01.0022.00	R00.01.0022.00	R00.01.0022.00	R00.01.0022.00	R00.01.0022.00
20A	Glass Door, Outer, Right Hand	R00.01.0009.00	R00.01.0009.00	R00.01.0009.00	R00.01.0009.00	R00.01.0009.00
20B	Glass Door, Outer, Mirrored, Right Hand	R00.01.0021.00	R00.01.0021.00	R00.01.0021.00	R00.01.0021.00	R00.01.0021.00
21	Glass, Front (Qty. 2)	04.40.071.00	04.40.071.00	04.40.071.00	04.40.071.00	04.40.071.00
22A	End Glass (Qty. 2)	04.40.069.00	04.40.069.00	04.40.069.00	04.40.069.00	04.40.069.00
22B	End Glass (Qty. 2)	04.40.070.00	04.40.070.00	04.40.070.00	04.40.070.00	04.40.070.00
23	Strain Relief	02.20.226.00	02.20.212.00	02.20.212.00	02.20.212.00	02.20.212.00
24	Power Cord w/Plug †	R02.18.154.00	02.18.077.00	02.18.068.00	02.18.077.00	02.18.068.00
25	Pan Divider (optional)	04.22.400.00	04.22.400.00	04.22.400.00	04.22.400.00	04.22.400.00
26	Pan Enclosure, 2 Pan (Optional)	04.22.406.00	04.22.406.00	04.22.406.00	04.22.406.00	04.22.406.00
	Pan Enclosure, 1 Pan *	04.22.407.00	04.22.407.00	04.22.407.00	04.22.407.00	04.22.407.00
27A	Heating Element, Base Quantity	02.05.293.00 3	02.05.137.00 2	02.05.294.00 3	02.05.137.00 2	02.05.294.00 3
27B	Heating Element, Base Quantity	---	---	---	---	---
28A	Water Trough	---	---	---	---	---
29	Heating Element, Water	---	---	---	---	---
30	High Limit, Automatic	---	---	---	---	---
	Wiring Diagram	10-01-273	10-01-273	10-01-273	10-01-276	10-01-276

The shaded areas contain part information for **International models only**.

† Canadian 120 V units use Power Cord w/Plug P/N [02.18.089.00](#).

* Not Shown.

PARTS SPECIFIC TO MODEL GRHDH-3P

Item	Description	120 V	220 V	240 V	220–230 V	230–240 V
7	Pan Rail with Rubber Feet	---	---	---	---	---
8	Rubber Foot, Pan Rail	---	---	---	---	---
9	Light Bulb (Qty. 5)	02.30.043.00	02.30.058.00	02.30.058.00	02.30.058.00	02.30.058.00
10	Heating Element, Upper	R02.08.007D.00	R02.08.039E.00	R02.08.009E.00	R02.08.039E.00	R02.08.009E.00
11	Wire Guard (Qty. 3)	04.37.100.00	04.37.100.00	04.37.100.00	04.37.100.00	04.37.100.00
12	Terminal Block – 3 Pole	---	---	---	---	R02.15.030.00
13A	Relay – SPST	02.01.088.00	02.01.180.00	02.01.105.00	02.01.180.00	02.01.105.00
13B	Relay – DPDT	---	---	---	---	---
13C	Relay – DPST	---	---	---	---	---
14	High Limit, Manual	02.16.071.00	02.16.071.00	02.16.071.00	02.16.071.00	02.16.071.00
15	Infinite Control Switch (Qty. 2)	R02.19.018.00	R02.19.019.00	R02.19.019.00	R02.19.019.00	R02.19.019.00
16	On/Off Switch	R02.19.008A.00	R02.19.008A.00	R02.19.008A.00	R02.19.008A.00	R02.19.008A.00
17	Indicator Light, Green	02.19.155.00	02.19.150.00	02.19.150.00	02.19.150.00	02.19.150.00
	Quantity	1	1	1	2	2
18	Indicator Light, Red (Qty. 2)	02.19.154.00	02.19.151.00	02.19.151.00	---	---
	Indicator Light, Yellow	---	---	---	02.19.152.00	02.19.152.00
19A	Glass Door, Inner, Left Hand	R00.01.0004.00	R00.01.0004.00	R00.01.0004.00	R00.01.0004.00	R00.01.0004.00
19B	Glass Door, Inner, Mirrored, Left Hand	R00.01.0016.00	R00.01.0016.00	R00.01.0016.00	R00.01.0016.00	R00.01.0016.00
20A	Glass Door, Outer, Right Hand	R00.01.0003.00	R00.01.0003.00	R00.01.0003.00	R00.01.0003.00	R00.01.0003.00
20B	Glass Door, Outer, Mirrored, Right Hand	R00.01.0015.00	R00.01.0015.00	R00.01.0015.00	R00.01.0015.00	R00.01.0015.00
21	Glass, Front	04.40.066.00	04.40.066.00	04.40.066.00	04.40.066.00	04.40.066.00
22A	End Glass (Qty. 2)	04.40.065.00	04.40.065.00	04.40.065.00	04.40.065.00	04.40.065.00
22B	End Glass	---	---	---	---	---
23	Strain Relief	02.20.226.00	02.20.212.00	02.20.212.00	02.20.212.00	02.20.212.00
24	Power Cord w/Plug †	R02.18.030.00	02.18.077.00	02.18.068.00	02.18.077.00	02.18.068.00
25	Pan Divider (optional)	04.22.400.00	04.22.400.00	04.22.400.00	04.22.400.00	04.22.400.00
26	Pan Enclosure, 2 Pan (Optional)	04.22.406.00	04.22.406.00	04.22.406.00	04.22.406.00	04.22.406.00
	Pan Enclosure, 1 Pan *	04.22.407.00	04.22.407.00	04.22.407.00	04.22.407.00	04.22.407.00
27A	Heating Element, Base	02.05.293.00	02.05.137.00	02.05.294.00	02.05.137.00	02.05.294.00
	Quantity	3	1	3	1	3
27B	Heating Element, Base	---	02.05.141.00	---	02.05.141.00	---
	Quantity	---	1	---	1	---
28A	Water Trough	04.22.403.00	04.22.403.00	04.22.403.00	04.22.403.00	04.22.403.00
29	Heating Element, Water	02.05.295.00	02.05.296.00	02.05.296.00	02.05.296.00	02.05.296.00
30	High Limit, Automatic	R02.16.036.00	R02.16.036.00	R02.16.036.00	R02.16.036.00	R02.16.036.00
	Wiring Diagram	10-01-274	10-01-274	10-01-274	10-01-275	10-01-275

The shaded areas contain part information for **International models only**.

† Canadian 120 V units use Power Cord w/Plug P/N 02.18.089.00.

* Not Shown.

PARTS SPECIFIC TO MODEL GRHDH-3PD

Item	Description	120 V	220 V	240 V	220-230 V	230-240 V
7	Pan Rail with Rubber Feet	---	---	---	---	---
8	Rubber Foot, Pan Rail	---	---	---	---	---
9	Light Bulb (Qty. 8)	02.30.043.00	02.30.058.00	02.30.058.00	02.30.058.00	02.30.058.00
10	Heating Element, Upper (Qty. 2)	R02.08.216D.00	R02.08.253E.00	R02.08.254E.00	R02.08.253E.00	R02.08.254E.00
11	Wire Guard (Qty. 6)	04.37.100.00	04.37.100.00	04.37.100.00	04.37.100.00	04.37.100.00
12	Terminal Block – 3 Pole	---	---	---	R02.15.030.00	R02.15.030.00
13A	Relay – SPST	02.01.088.00	02.01.180.00	02.01.105.00	02.01.180.00	02.01.105.00
13B	Relay – DPDT	---	---	---	---	---
13C	Relay – DPST	---	---	---	---	---
14	High Limit, Manual	02.16.071.00	02.16.071.00	02.16.071.00	02.16.071.00	02.16.071.00
15	Infinite Control Switch (Qty. 3)	R02.19.018.00	R02.19.019.00	R02.19.019.00	R02.19.019.00	R02.19.019.00
16	On/Off Switch	R02.19.008A.00	R02.19.008A.00	R02.19.008A.00	R02.19.008A.00	R02.19.008A.00
17	Indicator Light, Green	02.19.155.00	02.19.150.00	02.19.150.00	02.19.150.00	02.19.150.00
	Quantity	1	1	1	3	3
18	Indicator Light, Red (Qty. 3)	02.19.154.00	02.19.151.00	02.19.151.00	---	---
	Indicator Light, Yellow	---	---	---	02.19.152.00	02.19.152.00
19A	Glass Door, Inner, Left Hand	R00.01.0010.00	R00.01.0010.00	R00.01.0010.00	R00.01.0010.00	R00.01.0010.00
19B	Glass Door, Inner, Mirrored, Left Hand	R00.01.0022.00	R00.01.0022.00	R00.01.0022.00	R00.01.0022.00	R00.01.0022.00
20A	Glass Door, Outer, Right Hand	R00.01.0009.00	R00.01.0009.00	R00.01.0009.00	R00.01.0009.00	R00.01.0009.00
20B	Glass Door, Outer, Mirrored, Right Hand	R00.01.0021.00	R00.01.0021.00	R00.01.0021.00	R00.01.0021.00	R00.01.0021.00
21	Glass, Front (Qty. 2)	04.40.071.00	04.40.071.00	04.40.071.00	04.40.071.00	04.40.071.00
22A	End Glass (Qty. 2)	04.40.069.00	04.40.069.00	04.40.069.00	04.40.069.00	04.40.069.00
22B	End Glass (Qty. 2)	04.40.070.00	04.40.070.00	04.40.070.00	04.40.070.00	04.40.070.00
23	Strain Relief	02.20.226.00	02.20.212.00	02.20.212.00	02.20.212.00	02.20.212.00
24	Power Cord w/Plug †	02.18.089.00	02.18.077.00	02.18.068.00	02.18.077.00	02.18.068.00
25	Pan Divider (optional)	04.22.400.00	04.22.400.00	04.22.400.00	04.22.400.00	04.22.400.00
26	Pan Enclosure, 2 Pan (Optional)	04.22.406.00	04.22.406.00	04.22.406.00	04.22.406.00	04.22.406.00
	Pan Enclosure, 1 Pan *	04.22.407.00	04.22.407.00	04.22.407.00	04.22.407.00	04.22.407.00
27A	Heating Element, Base	02.05.293.00	02.05.137.00	02.05.294.00	02.05.137.00	02.05.294.00
	Quantity	3	1	3	1	3
27B	Heating Element, Base	---	02.05.141.00	---	02.05.141.00	---
	Quantity	---	1	---	1	---
28A	Water Trough	04.22.403.00	04.22.403.00	04.22.403.00	04.22.403.00	04.22.403.00
29	Heating Element, Water	02.05.295.00	02.05.296.00	02.05.296.00	02.05.296.00	02.05.296.00
30	High Limit, Automatic	R02.16.036.00	R02.16.036.00	R02.16.036.00	R02.16.036.00	R02.16.036.00
	Wiring Diagram	10-01-1060	10-01-273	10-01-273	10-01-276	10-01-276

The shaded areas contain part information for **International models only**.

† Canadian 120 V units use Power Cord w/Plug P/N 02.18.039.00.

* Not Shown.

PARTS SPECIFIC TO MODEL GRHD-4P

Item	Description	120 V	220 V	240 V	220–230 V	230–240 V
7	Pan Rail with Rubber Feet	R04.22.032.00	R04.22.032.00	R04.22.032.00	R04.22.032.00	R04.22.032.00
8	Rubber Foot, Pan Rail (Qty. 12)	05.06.039.00	05.06.039.00	05.06.039.00	05.06.039.00	05.06.039.00
9	Light Bulb (Qty. 6)	02.30.043.00	02.30.058.00	02.30.058.00	02.30.058.00	02.30.058.00
10	Heating Element, Upper	R02.08.025D.00	R02.08.046E.00	R02.08.030E.00	R02.08.046E.00	R02.08.030E.00
11	Wire Guard (Qty. 4)	04.37.100.00	04.37.100.00	04.37.100.00	04.37.100.00	04.37.100.00
12	Terminal Block – 3 Pole	---	---	---	R02.15.030.00	R02.15.030.00
13A	Relay – SPST	---	---	---	---	---
13B	Relay – DPDT	---	---	---	---	---
13C	Relay – DPST	---	---	---	---	---
14	High Limit, Manual	---	---	---	---	---
15	Infinite Control Switch	R02.19.018.00	R02.19.019.00	R02.19.019.00	R02.19.019.00	R02.19.019.00
16	On/Off Switch	R02.19.008A.00	R02.19.008A.00	R02.19.008A.00	R02.19.008A.00	R02.19.008A.00
17	Indicator Light, Green	---	---	---	02.19.150.00	02.19.150.00
18	Indicator Light, Red	02.19.154.00	02.19.154.00	02.19.154.00	---	---
	Quantity	1	2	2	---	---
	Indicator Light, Yellow	---	---	---	---	---
19A	Glass Door, Inner, Left Hand	R00.01.0006.00	R00.01.0006.00	R00.01.0006.00	R00.01.0006.00	R00.01.0006.00
19B	Glass Door, Inner, Mirrored, Left Hand	R00.01.0018.00	R00.01.0018.00	R00.01.0018.00	R00.01.0018.00	R00.01.0018.00
20A	Glass Door, Outer, Right Hand	R00.01.0005.00	R00.01.0005.00	R00.01.0005.00	R00.01.0005.00	R00.01.0005.00
20B	Glass Door, Outer, Mirrored, Right Hand	R00.01.0017.00	R00.01.0017.00	R00.01.0017.00	R00.01.0017.00	R00.01.0017.00
21	Glass, Front	04.40.067.00	04.40.067.00	04.40.067.00	04.40.067.00	04.40.067.00
22A	End Glass (Qty. 2)	04.40.065.00	04.40.065.00	04.40.065.00	04.40.065.00	04.40.065.00
22B	End Glass	---	---	---	---	---
23	Strain Relief ‡	02.20.226.00	02.20.212.00	02.20.212.00	02.20.212.00	02.20.212.00
24	Power Cord w/Plug ‡	R02.18.154.00	02.18.077.00	02.18.068.00	02.18.077.00	02.18.068.00
25	Pan Divider (optional)	04.22.400.00	04.22.400.00	04.22.400.00	04.22.400.00	04.22.400.00
26	Pan Enclosure, 2 Pan (Optional)	04.22.406.00	04.22.406.00	04.22.406.00	04.22.406.00	04.22.406.00
	Pan Enclosure, 1 Pan *	---	---	---	---	---
27A	Heating Element, Base	02.05.293.00	02.05.138.00	02.05.294.00	02.05.138.00	02.05.294.00
	Quantity	4	1	4	1	4
27B	Heating Element, Base	---	02.05.144.00	---	02.05.144.00	---
28A	Water Trough	---	---	---	---	---
29	Heating Element, Water	---	---	---	---	---
30	High Limit, Automatic	---	---	---	---	---
	Wiring Diagram ‡	10-01-274	10-01-274	10-01-274	10-01-275	10-01-275

The shaded areas contain part information for **International models only**.

NOTE: Use the 120 V parts for 120/208 V or 120/240 V units, unless noted otherwise.

‡ 120/208 V and 120/240 V units use Strain Relief P/N [R02.20.440.00](#), Power Cord w/Plug P/N [02.18.128.00](#), and Wiring Diagram P/N HS2-641.

* Not Shown.

PARTS SPECIFIC TO MODEL GRHD-4PD

Item	Description	120 V	220 V	240 V	220-230 V	230-240 V
7	Pan Rail with Rubber Feet	R04.22.031.00	R04.22.031.00	R04.22.031.00	R04.22.031.00	R04.22.031.00
8	Rubber Foot, Pan Rail (Qty. 20)	05.06.039.00	05.06.039.00	05.06.039.00	05.06.039.00	05.06.039.00
9	Light Bulb (Qty. 8)	02.30.043.00	02.30.058.00	02.30.058.00	02.30.058.00	02.30.058.00
10	Heating Element, Upper (Qty. 2)	R02.08.206D.00	R02.08.256E.00	R02.08.257E.00	R02.08.256E.00	R02.08.257E.00
11	Wire Guard (Qty. 8)	04.37.100.00	04.37.100.00	04.37.100.00	04.37.100.00	04.37.100.00
12	Terminal Block – 3 Pole	---	---	---	R02.15.030.00	R02.15.030.00
13A	Relay – SPST	---	---	---	---	---
13B	Relay – DPDT	---	---	---	---	---
13C	Relay – DPST	---	---	---	---	---
14	High Limit, Manual	---	---	---	---	---
15	Infinite Control Switch (Qty. 2)	R02.19.018.00	R02.19.019.00	R02.19.019.00	R02.19.019.00	R02.19.019.00
16	On/Off Switch	R02.19.008A.00	R02.19.008A.00	R02.19.008A.00	R02.19.008A.00	R02.19.008A.00
17	Indicator Light, Green (Qty. 2)	---	---	---	02.19.150.00	02.19.150.00
18	Indicator Light, Red (Qty. 2)	02.19.154.00	02.19.151.00	02.19.151.00	---	---
	Indicator Light, Yellow	---	---	---	---	---
19A	Glass Door, Inner, Left Hand	R00.01.0012.00	R00.01.0012.00	R00.01.0012.00	R00.01.0012.00	R00.01.0012.00
19B	Glass Door, Inner, Mirrored, Left Hand	R00.01.0024.00	R00.01.0024.00	R00.01.0024.00	R00.01.0024.00	R00.01.0024.00
20A	Glass Door, Outer, Right Hand	R00.01.0011.00	R00.01.0011.00	R00.01.0011.00	R00.01.0011.00	R00.01.0011.00
20B	Glass Door, Outer, Mirrored, Right Hand	R00.01.0023.00	R00.01.0023.00	R00.01.0023.00	R00.01.0023.00	R00.01.0023.00
21	Glass, Front (Qty. 2)	04.40.072.00	04.40.072.00	04.40.072.00	04.40.072.00	04.40.072.00
22A	End Glass (Qty. 2)	04.40.069.00	04.40.069.00	04.40.069.00	04.40.069.00	04.40.069.00
22B	End Glass (Qty. 2)	04.40.070.00	04.40.070.00	04.40.070.00	04.40.070.00	04.40.070.00
23	Strain Relief ‡	02.20.226.00	02.20.212.00	02.20.212.00	02.20.212.00	02.20.212.00
24	Power Cord w/Plug ‡	02.18.039.00	02.18.038.00	02.18.068.00	02.18.038.00	02.18.068.00
25	Pan Divider (Qty. 2) (optional)	04.22.400.00	04.22.400.00	04.22.400.00	04.22.400.00	04.22.400.00
26	Pan Enclosure, 2 Pan (Optional)	04.22.406.00	04.22.406.00	04.22.406.00	04.22.406.00	04.22.406.00
	Pan Enclosure, 1 Pan (Qty. 2) *	04.22.407.00	04.22.407.00	04.22.407.00	04.22.407.00	04.22.407.00
27A	Heating Element, Base	02.05.293.00	02.05.144.00	02.05.294.00	02.05.144.00	02.05.294.00
	Quantity	4	1	4	1	4
27B	Heating Element, Base	---	---	---	---	---
28A	Water Trough	---	---	---	---	---
29	Heating Element, Water	---	---	---	---	---
30	High Limit, Automatic	---	---	---	---	---
	Wiring Diagram ‡	10-01-1060	10-01-273	10-01-273	10-01-276	10-01-276

The shaded areas contain part information for **International models only**.

NOTE: Use the 120 V parts for 120/208 V or 120/240 V units, unless noted otherwise.

‡ 120/208 V and 120/240 V units use Strain Relief P/N [R02.20.440.00](#), Power Cord w/Plug P/N [02.18.128.00](#), and Wiring Diagram P/N HS2-767.

* Not Shown.

PARTS SPECIFIC TO MODEL GRHDH-4P

Item	Description	120 V	220 V	240 V	220-230 V	230-240 V
7	Pan Rail with Rubber Feet	---	---	---	---	---
8	Rubber Foot, Pan Rail	---	---	---	---	---
9	Light Bulb (Qty. 6)	02.30.043.00	02.30.058.00	02.30.058.00	02.30.058.00	02.30.058.00
10	Heating Element, Upper	R02.08.025D.00	R02.08.046E.00	R02.08.030E.00	R02.08.046E.00	R02.08.030E.00
11	Wire Guard (Qty. 4)	04.37.100.00	04.37.100.00	04.37.100.00	04.37.100.00	04.37.100.00
12	Terminal Block – 3 Pole	---	---	---	R02.15.030.00	R02.15.030.00
13A	Relay – SPST	02.01.088.00	02.01.180.00	02.01.105.00	02.01.180.00	02.01.105.00
13B	Relay – DPDT	02.01.097.00	---	---	---	---
13C	Relay – DPST	---	---	---	---	---
14	High Limit, Manual	02.16.071.00	02.16.071.00	02.16.071.00	02.16.071.00	02.16.071.00
15	Infinite Control Switch (Qty. 2)	R02.19.018.00	R02.19.019.00	R02.19.019.00	R02.19.019.00	R02.19.019.00
16	On/Off Switch ‡	R02.19.006.00	R02.19.008A.00	R02.19.008A.00	R02.19.008A.00	R02.19.008A.00
17	Indicator Light, Green Quantity	02.19.155.00 1	---	---	02.19.150.00 2	02.19.150.00 2
18	Indicator Light, Red (Qty. 2)	02.19.154.00	02.19.151.00	02.19.151.00	---	---
	Indicator Light, Yellow	---	---	---	02.19.152.00	02.19.152.00
	Indicator Light, Blue	---	02.19.157.00	02.19.157.00	02.19.157.00	---
19A	Glass Door, Inner, Left Hand	R00.01.0006.00	R00.01.0006.00	R00.01.0004.00	R00.01.0004.00	R00.01.0004.00
19B	Glass Door, Inner, Mirrored, Left Hand	R00.01.0018.00	R00.01.0018.00	R00.01.0018.00	R00.01.001800	R00.01.0018.00
20A	Glass Door, Outer, Right Hand	R00.01.0005.00	R00.01.0005.00	R00.01.0003.00	R00.01.0003.00	R00.01.0003.00
20B	Glass Door, Outer, Mirrored, Right Hand	R00.01.0017.00	R00.01.0017.00	R00.01.0017.00	R00.01.0017.00	R00.01.0017.00
21	Glass, Front (Qty. 2)	04.40.067.00	04.40.067.00	04.40.067.00	04.40.067.00	04.40.067.00
22A	End Glass (Qty. 2)	04.40.065.00	04.40.065.00	04.40.065.00	04.40.065.00	04.40.065.00
22B	End Glass	---	---	---	---	---
23	Strain Relief ‡	02.20.226.00	02.20.212.00	02.20.212.00	02.20.212.00	02.20.212.00
24	Power Cord w/Plug ‡	02.18.039.00	02.18.038.00	02.18.068.00	02.18.068.00	02.18.038.00
25	Pan Divider (optional)	04.22.400.00	04.22.400.00	04.22.400.00	04.22.400.00	04.22.400.00
26	Pan Enclosure, 2 Pan (Optional) Pan Enclosure, 1 Pan *	04.22.406.00 ---	04.22.406.00 ---	04.22.406.00 ---	04.22.406.00 ---	04.22.406.00 ---
27A	Heating Element, Base Quantity	02.05.293.00 4	02.05.137.00 2	02.05.294.00 4	02.05.137.00 2	02.05.294.00 4
27B	Heating Element, Base Quantity	---	02.05.141.00 1	---	02.05.141.00 1	---
28A	Water Trough	04.22.403.00	04.22.403.00	04.22.403.00	04.22.403.00	04.22.403.00
29	Heating Element, Water	02.05.295.00	02.05.296.00	02.05.296.00	02.05.296.00	02.05.296.00
30	High Limit, Automatic	R02.16.036.00	R02.16.036.00	R02.16.036.00	R02.16.036.00	R02.16.036.00
	Wiring Diagram ‡	10-01-1062	HS2-2931	HS2-2932	HS2-4209	HS2-4210

The shaded areas contain part information for **International models only**.

NOTE: Use the 120 V parts for 120/208 V or 120/240 V units, unless noted otherwise.

‡ 120/208 V and 120/240 V units use On/Off Switch P/N R02.19.008A.00, Strain Relief P/N R02.20.440.00, Power Cord w/Plug P/N 02.18.128.00, and Wiring Diagram P/N HS2-2938.

* Not Shown.

PARTS SPECIFIC TO MODEL GRHDH-4PD

Item	Description	120 V	220 V	240 V	220-230 V	230-240 V
7	Pan Rail with Rubber Feet	---	---	---	---	---
8	Rubber Foot, Pan Rail	---	---	---	---	---
9	Light Bulb (Qty. 8)	02.30.043.00	02.30.058.00	02.30.058.00	02.30.058.00	02.30.058.00
10	Heating Element, Upper	R02.08.206D.00	R02.08.056E.00	R02.08.057E.00	R02.08.056E.00	R02.08.057E.00
11	Wire Guard (Qty. 4)	04.37.100.00	04.37.100.00	04.37.100.00	04.37.100.00	04.37.100.00
12	Terminal Block – 3 Pole	---	---	---	R02.15.030.00	R02.15.030.00
13A	Relay – SPST	02.01.088.00	02.01.180.00	02.01.105.00	02.01.180.00	02.01.105.00
13B	Relay – DPDT	02.01.097.00	---	---	---	---
13C	Relay – DPST	---	02.01.098.00	---	---	---
14	High Limit, Manual	02.16.071.00	02.16.071.00	02.16.071.00	02.16.071.00	02.16.071.00
15	Infinite Control Switch (Qty. 3)	R02.19.018.00	R02.19.019.00	R02.19.019.00	R02.19.019.00	R02.19.019.00
16	On/Off Switch ‡	R02.19.008A.00	R02.19.008A.00	R02.19.008A.00	R02.19.008A.00	R02.19.008A.00
17	Indicator Light, Green Quantity	02.19.155.00 1	---	---	02.19.150.00 3	02.19.150.00 3
18	Indicator Light, Red (Qty. 3)	02.19.154.00	02.19.151.00	02.19.151.00	---	---
	Indicator Light, Yellow	---	---	---	---	---
	Indicator Light, Blue	---	02.19.157.00	02.19.157.00	02.19.157.00	02.19.157.00
19A	Glass Door, Inner, Left Hand	R00.01.0012.00	R00.01.0012.00	R00.01.0012.00	R00.01.0012.00	R00.01.0012.00
19B	Glass Door, Inner, Mirrored, Left Hand	R00.01.0024.00	R00.01.0024.00	R00.01.0024.00	R00.01.0024.00	R00.01.0024.00
20A	Glass Door, Outer, Right Hand	R00.01.0011.00	R00.01.0011.00	R00.01.0011.00	R00.01.0011.00	R00.01.0011.00
20B	Glass Door, Outer, Mirrored, Right Hand	R00.01.0023.00	R00.01.0023.00	R00.01.0023.00	R00.01.0023.00	R00.01.0023.00
21	Glass, Front	04.40.072.00	04.40.072.00	04.40.072.00	04.40.072.00	04.40.072.00
22A	End Glass (Qty. 2)	04.40.069.00	04.40.069.00	04.40.069.00	04.40.069.00	04.40.069.00
22B	End Glass (Qty. 2)	04.40.070.00	04.40.070.00	04.40.070.00	04.40.070.00	04.40.070.00
23	Strain Relief ‡	02.20.226.00	02.20.212.00	02.20.212.00	02.20.212.00	02.20.212.00
24	Power Cord w/Plug ‡	02.18.039.00	02.18.038.00	02.18.068.00	02.18.038.00	02.18.068.00
25	Pan Divider (optional)	04.22.400.00	04.22.400.00	04.22.400.00	04.22.400.00	04.22.400.00
26	Pan Enclosure, 2 Pan (Optional)	04.22.406.00	04.22.406.00	04.22.406.00	04.22.406.00	04.22.406.00
	Pan Enclosure, 1 Pan *	04.22.407.00	04.22.407.00	04.22.407.00	04.22.407.00	04.22.407.00
27A	Heating Element, Base Quantity	02.05.293.00 4	02.05.137.00 2	02.05.294.00 4	02.05.137.00 2	02.05.294.00 3
27B	Heating Element, Base Quantity	---	02.05.141.00 1	---	02.05.141.00 1	---
28A	Water Trough	04.22.403.00	04.22.403.00	04.22.403.00	04.22.403.00	04.22.403.00
29	Heating Element, Water	02.05.295.00	02.05.296.00	02.05.296.00	02.05.296.00	02.05.296.00
30	High Limit, Automatic	R02.16.036.00	R02.16.036.00	R02.16.036.00	R02.16.036.00	R02.16.036.00
	Wiring Diagram ‡	10-01-1063	10-01-969	10-01-969	10-01-969	10-01-969

The shaded areas contain part information for **International models only**.

NOTE: Use the 120 V parts for 120/208 V or 120/240 V units, unless noted otherwise.

‡ 120/208 V and 120/240 V units use On/Off Switch P/N [R02.19.006.00](#), Strain Relief P/N [R02.20.440.00](#), Power Cord w/Plug P/N [02.18.128.00](#), and Wiring Diagram P/N 10-01-969.

* Not Shown.

AUTHORIZED PARTS DISTRIBUTORS • AUTORISÉS DISTRIBUTEURS DE PIÈCES

ALABAMA

Jones McLeod Appl. Svc.
Birmingham 205-251-0159

ARIZONA

Service Solutions Group
Phoenix 602-234-2443

Byassee Equipment Co.
Phoenix 602-252-0402

CALIFORNIA

Industrial Electric
Commercial Parts & Service, Inc.
Huntington Beach 714-379-7100

Chapman Appl. Service
San Diego 619-298-7106

P & D Appliance
Commercial Parts & Service, Inc.
S. San Francisco 650-635-1900

COLORADO

Hawkins Commercial Appliance
Englewood 303-781-5548

FLORIDA

Whaley Foodservice Repair
Jacksonville 904-725-7800

3Wire Nass Service Co., Inc.
Orlando 407-425-2681

B.G.S.I.
Pompano Beach 954-971-0456

Comm. Appliance Service
Tampa 813-663-0313

GEORGIA

TWC Services
Mableton 770-438-9797

Heritage Service Group
Norcross 866-388-9837

Southeastern Rest. Svc.
Norcross 770-446-6177

HAWAII

Burney's Comm. Service, Inc.
Honolulu 808-848-1466

Food Equip Parts & Service
Honolulu 808-847-4871

ILLINOIS

Parts Town
Lombard 708-865-7278

Eichenauer Elec. Service
Decatur 217-429-4229

Midwest Elec. Appl. Service
Elmhurst 630-279-8000

Cone's Repair Service
Moline 309-797-5323

INDIANA

GCS Service
Indianapolis 800-727-8710

IOWA

Goodwin Tucker Group
Des Moines 515-262-9308

KENTUCKY

Service Solutions Group
Lexington 859-254-8854

Service Solutions Group
Louisville 502-451-5411

LOUISIANA

Chandlers Parts & Service
Baton Rouge 225-272-6620

MARYLAND

Electric Motor Service
Baltimore 410-467-8080

GCS Service
Silver Spring 301-585-7550

MASSACHUSETTS

Ace Service Co., Inc.
Needham 781-449-4220

MICHIGAN

Bildons Appliance Service
Detroit 248-478-3320

Commercial Kitchen Service
Bay City 989-893-4561

Midwest Food Equip. Service
Grandville 616-261-2000

MINNESOTA

GCS Service
Minnetonka 800-822-2303
x20365

MISSOURI

General Parts
Kansas City 816-421-5400

Commercial Kitchen Services
St. Louis 314-890-0700

Kaemmerlen Parts & Service
St. Louis 314-535-2222

NEBRASKA

Anderson Electric
Omaha 402-341-1414

NEVADA

Burney's Commercial
Las Vegas 702-736-0006

Hi. Tech Commercial Service
N. Las Vegas 702-649-4616

NEW JERSEY

Jay Hill Repair
Fairfield 973-575-9145

Service Plus
Flanders 973-691-6300

NEW YORK

Acme American Repairs, Inc.
Brooklyn 718-456-6544

Alpro Service Co.
Brooklyn 718-386-2515

Appliance Installation
Buffalo 716-884-7425

Duffy's Equipment Services, Inc.
Buffalo 800-836-1014

3Wire Northern
Plattsburgh 800-634-5005

Duffy's Equipment Services, Inc.
Sauquoit 800-836-1014

J.B. Brady, Inc.
Syracuse 315-422-9271

NORTH CAROLINA

Authorized Appliance
Charlotte 704-377-4501

OHIO

Akron/Canton Comm. Svc. Inc.
Akron 330-753-6634

Service Solutions Group
Cincinnati 513-772-6600

Commercial Parts and Service
Columbus 614-221-0057

Electrical Appl. Repair Service
Brooklyn Heights 216-459-8700

E. A. Wichman Co.
Toledo 419-385-9121

OKLAHOMA

Hagar Rest. Service, Inc.
Oklahoma City 405-235-2184

Krueger, Inc.
Oklahoma City 405-528-8883

OREGON

Ron's Service, Inc.
Portland 503-624-0890

PENNSYLVANIA

Elmer Schultz Services
Philadelphia 215-627-5401

FAST Comm. Appl. Service
Philadelphia 215-288-4800

Appliance Installation & Service
Pittsburgh 412-809-0244

K & D Service Co.
Harrisburg 717-236-9039

Electric Repair Co.
Reading 610-376-5444

RHODE ISLAND

Marshall Electric Co.
Providence 401-331-1163

SOUTH CAROLINA

Whaley Foodservice Repair
Lexington 803-996-9900

TENNESSEE

Camp Electric
Memphis 901-527-7543

TEXAS

GCS Service
Fort Worth 800-433-1804

Armstrong Repair Service
Houston 713-666-7100

Cooking Equipment Specialist
Mesquite 972-686-6666

Commercial Kitchen Repair Co.
San Antonio 210-735-2811

UTAH

La Monica's Rest. Equip. Service
Murray 801-263-3221

VIRGINIA

Daubers
Norfolk 757-855-4097

Daubers
Springfield 703-866-3600

WASHINGTON

3Wire Restaurant Appliance
Seattle 800-207-3146

WISCONSIN

A.S.C., Inc.
Madison 608-246-3160

A.S.C., Inc.
Milwaukee 414-543-6460

CANADA

ALBERTA

Key Food Equipment Service
Edmonton 780-438-1690

BRITISH COLUMBIA

Key Food Equipment Service
Vancouver 604-433-4484

Key Food Equipment Service
Victoria 250-920-4888

MANITOBA

Air Rite, Inc.
Winnipeg 204-895-2300

NEW BRUNSWICK

EMR Services, Ltd.
Moncton 506-855-4228

ONTARIO

R.G. Henderson Ltd.
Toronto 416-422-5580

Choquette - CKS, Inc.
Ottawa 613-739-8458

QUÉBEC

Choquette - CKS, Inc.
Montreal 514-722-2000

Choquette - CKS, Inc.
Québec City 418-681-3944

UNITED KINGDOM

Marren Group
Northants +44(0)1933 665313

HATCO CORPORATION
P.O. Box 340500
Milwaukee, WI 53234-0500 U.S.A.
800-558-0607 414-671-6350
Parts and Service Fax 800-690-2966
International Fax 414-671-3976
partsandservice@hatcocorp.com
www.hatcocorp.com



24 Hour 7 Day Parts and Service
Assistance available in the United States
and Canada by calling 800-558-0607.