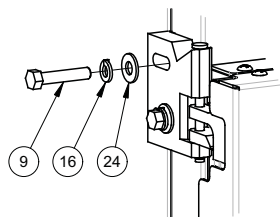
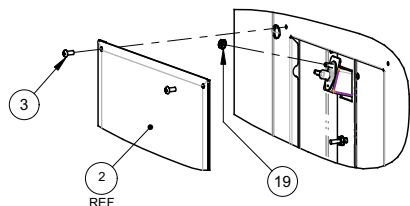


REV	DESCRIPTION	ECO	BY	DATE
0	ORIGINAL RELEASE		NL	07-JUL-10
1	#6535		RD	30-SEP-11
2	ADDED DETAIL D AND PARTS 8316, 8290, 8327. ITEMS 6795,6794 REVISED	#2788	JM	2018-04-25
3	ADDED PARTS 99-17156, 99-17157, 99-8864	#2843	JX	2018-08-27
4	ADDED NOTE 1	#2886	MMO	2019-01-04



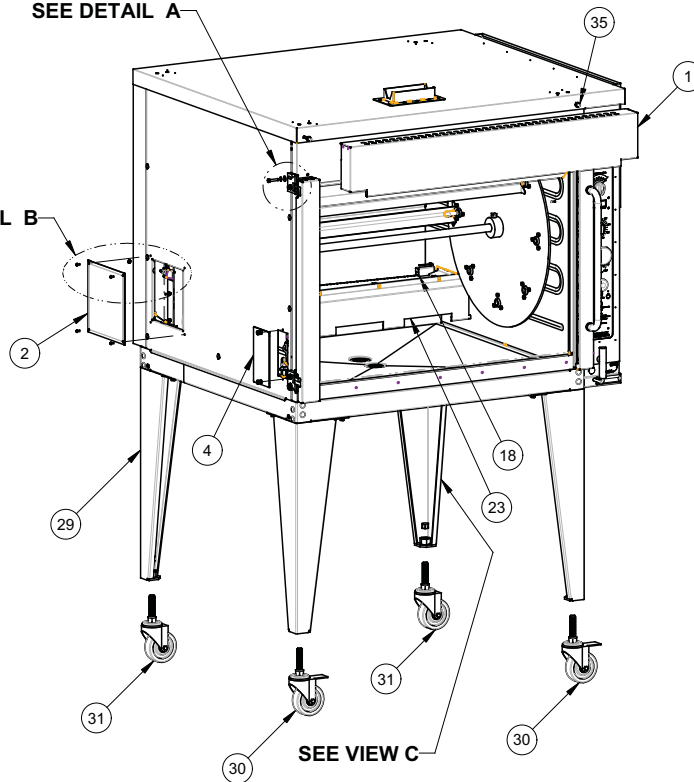
DETAIL A
SCALE 3:8

SEE DETAIL A

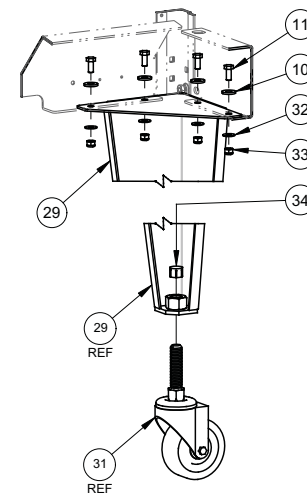


DETAIL B
SCALE 3:16

SEE DETAIL B



SEE VIEW C



VIEW C
SCALE 1:8

ITEM	QTY	PART	DRAWING	DESCRIPTION
35	2	6664	99-11415	REV 02 MOUNTING PIN, HEAT SHEILD, 10-32
34	4	8623	-	REV - CAP PLASTIC ORANGE 3/4-16 THREAD
33	16	8214	-	REV - NYLON INSERT LOCK NUT 5/16-18, S/S
32	16	8282	-	REV - WASHER, FLAT, S/S, 5/16"
31	2	99-16503	99-16503	REV 02 WELDMENT, ADJUSTABLE CASTER W/O BRAKE
30	2	99-16502	99-16502	REV 02 WELDMENT, ADJUSTABLE CASTER W/ BRAKE
29	4	2934	99-12837	REV 05 WELDMENT, LEG
28	1	6650	99-13862	REV 05 ASS'Y, COVER, FRONT, DRAIN VALVE
27	1	3769.NUT	-	REV - NUT STRAIN RELIEF PG 7
26	1	3769	-	REV - STRAIN RELIEF PG 7
25	1	6790	99-8840	REV 11 COVER, MAIN SWITCH
24	4	8290	-	REV - WASHER, FLAT, S/S, 1/4"
23	1	6678	99-11799	REV 08 COVER, BURNER, FRONT, ASSEMBLY
22	2	20512	-	REV - NUT, ACORN, S/S, #8-32
21	2	11134	-	REV - WASHER, FLAT, S/S, #8
20	1	6765	99-12130	REV 04 GUARD, FLAME SENSOR, ASSEMBLY
19	6	11135	-	REV - NUT, K-LOCK, S/S, #8-32
18	1	6722	99-12079	REV 02 GUARD, IGNITER, W/SHIELD
17	2	8505	-	REV - BOLT HEX HEAD 1/4-20 x 2 1/2" LONG, S/S
16	6	8327	-	REV - LOCK WASHER S/S SPLIT FOR BOLT 1/4 S/S
15	1	6794	99-10971	REV 06 HOOK, BURNER
14	3	5760	-	REV - MACH. SCREW 10-32 x 1/2 S/S PHILPS TRUSS HEAD
13	1	99-8864	99-8864	REV 10 PANEL, MACHINE ROOM, ASS'Y
12	1	17109	-	REV - BOLT HEX HEAD 5/16-18 x 2 1/2" LONG
11	20	8437	-	REV - BOLT HEX HEAD 5/16-18 x 3/4" LONG, S/S
10	20	8630	-	REV - WASHER, FLAT, ZINC, 7/8" OD, 5/16"
9	8	8316	-	REV - BOLT HEX HEAD 1/4-20 x 1-1/4" LONG, S/S
8	5	8294	-	REV - HEX NUT 5/16-18, S/S
7	7	8280	-	REV - LOCK WASHER S/S SPLIT FOR BOLT 5/16 S/S
6	3	8708	-	REV - WASHER, FLAT, S/S, 3/4" OD, 1/4"
5	1	2529	99-8904	REV 15 PLATE, MOTOR SUPPORT
4	1	99-17157	99-17157	REV 00 COVER ASSEMBLY, LIGHT FIXTURE
3	4	11414	-	REV - SCREW PAN PHIL. S/S 8-32 x .375
2	1	99-17156	99-17156	REV 00 COVER ASS'Y, FLAME RECTIFICATION SENSOR
1	1	6795	99-11763	REV 07 PANEL, TOP FRONT, ASSEMBLY

NOTES:



- 1. FOR REGULAR DOOR USE KIT #14157
FOR 180° SWING DOOR USE KIT #14156

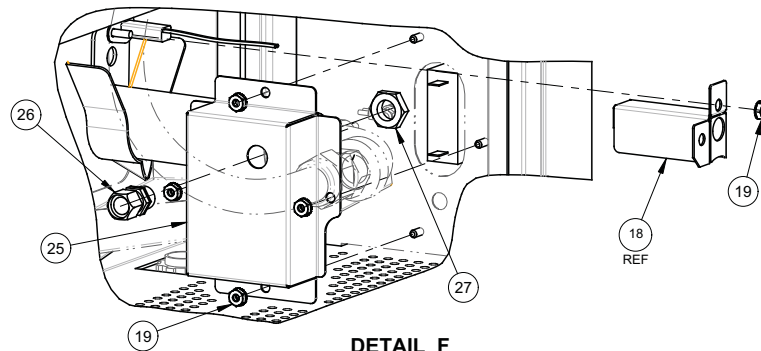
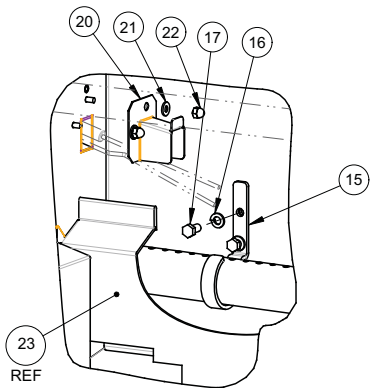
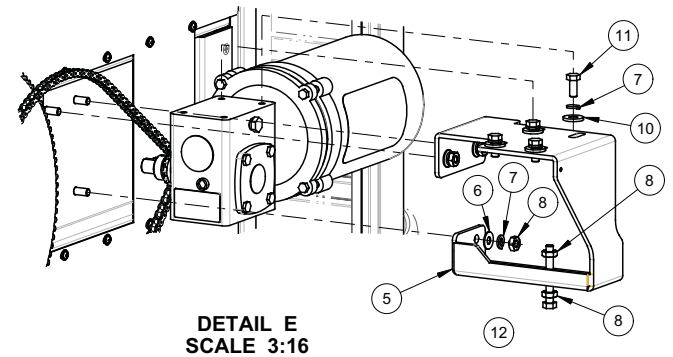
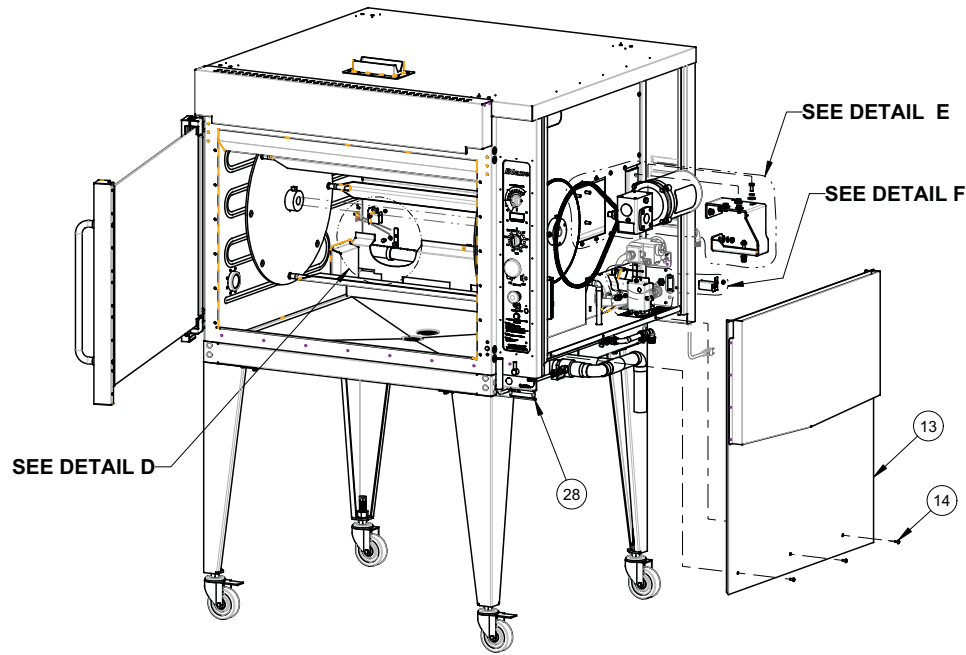
<p>THIRD ANGLE PROJECTION</p> <p>ALL DIMENSIONS ARE IN INCHES UNLESS SPECIFIED OTHERWISE TOLERANCES ARE: FRACTIONS: ±1/32 ANGLE: ±1° BLANK: .X: ±0.1 XX: ±0.01 XXX: ±0.005</p>	CATEGORY: BLAZE	WEIGHT (LB): 2160.32	PARENT ASSY: -
	MATERIAL: SEE BOM		FINISH: -
	CUT SIZE:		BEND ALL: -
	PART NAME: HARDWARE, MISC, BLAZE		
DRAWN BY: MIKHAIL O.	PART NO: -	DRAWING NO: 99-12976	
APPROVED BY:			
DATE: 07-JUL-10	SCALE: 1:16	PAPER SIZE: B	SHEET: 1 OF 2
<p>HARDT EQUIPMENT MANUFACTURING INC. 1756 50 AVE. LACHINE, QUEBEC, CANADA H8T 2V5 TEL: (514) 631-7271 FAX: (514) 631-7172</p>			

4

3

2

1



PART NAME: HARDWARE, MISC, BLAZE			
DRAWN BY: MIKHAIL O.	PART NO:	DRAWING NO: 99-12976	REV NO: 04
APPROVED BY:	-	SHEET: 2 OF 2	
DATE: 07-JUL-10	SCALE: 1:16	PAPER SIZE: B	
 HARDT EQUIPMENT MANUFACTURING INC. 1756 50 AVE. LACHINE, QUEBEC, CANADA H8T 2V5 TEL: (514) 631-7271 FAX: (514) 631-7273			

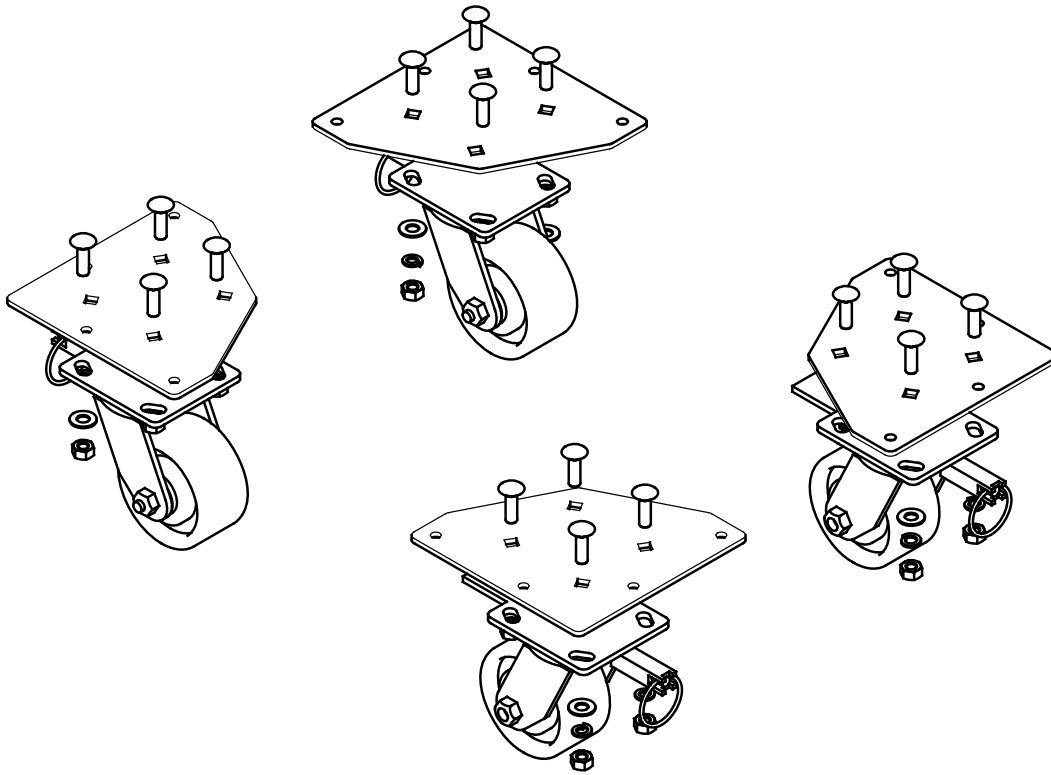
4

3

2

1

REV	DESCRIPTION	CCR	BY	DATE
0	ORIGINAL RELEASE		NL	28-MAY-09
01	ADDED NOTES	#2058	RD	17-JUN-14



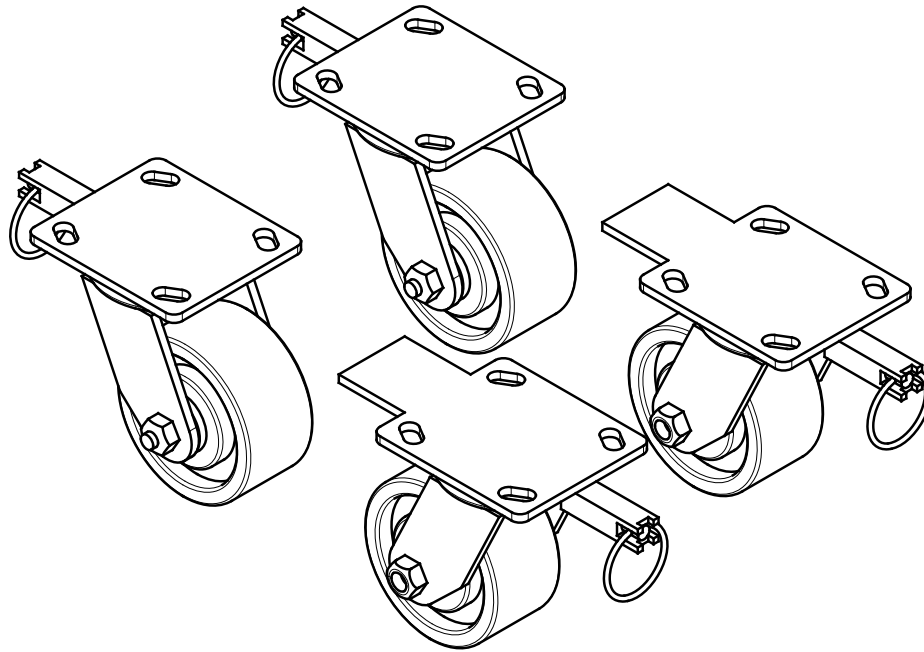
7	16	8285		REV	HEX NUT 3/8-16, SS
6	16	8281	-	REV	LOCK WASHER S/S REGULAR FOR BOLT 3/8 S/S
5	16	8283	8283	REV 0	WASHER, FLAT S/S, 15/32 x 7/8 x 0.062 THICK
4	16	8433		REV	CARRIAGE BOLT, 3/8-16 X 1.25"
3	4	6743	99-9932	REV 3	PLATE, TOP, LEG
2	2	2919	99-6598_REAR	REV 0	CASTER SWIVEL 4" REAR WO/BRAKE W/SWIVEL LOCK
1	2	2920	99-6598_FR	REV 0	CASTER SWIVEL 4" FRONT W/FRONT BRAKE W/SWIVEL LOCK
ITEM	QTY	PART	DRAWING		DESCRIPTION

THIRD ANGLE PROJECTION		CATEGORY:	INF-3500	WEIGHT (LB):	22.33	PARENT ASSY:	-	
		MATERIAL:	SEE BOM AND NOTE 1			FINISH:	-	
ALL DIMENSIONS ARE IN INCHES UNLESS SPECIFIED OTHERWISE. TOLERANCES ARE: FRACTIONS: ±1/32 ANGLE: ±1° BLANK .X: ±0.05 .XX: ±0.015 .XXX: ±0.005		PART NAME:	KIT, CASTER WITH PLATE				DRAWING NO:	99-12206
		DRAWN BY:	R.DIMITROV	PART NO:	6737			
		APPROVED BY:		DATE:	28-MAY-09	SCALE:	1:4	
				PAPER SIZE:	B	SHEET:	1 OF 1	
				HARDT				
		Responsive, Reliable Solutions		HARDT EQUIPMENT MANUFACTURING INC				
				TEL: (514) 631-7271 FAX: (514) 631-7172				

NOTES:

1. INF-3500 DD - USED BEFORE S/N 131135H14461 (NON ADJUSTABLE CASTERS)

REV	DESCRIPTION	CCR	BY	DATE
00	ORIGINAL RELEASE		MD	02-APR-09
01	ADD NOTE 1	#2058	RD	17-JUN-14

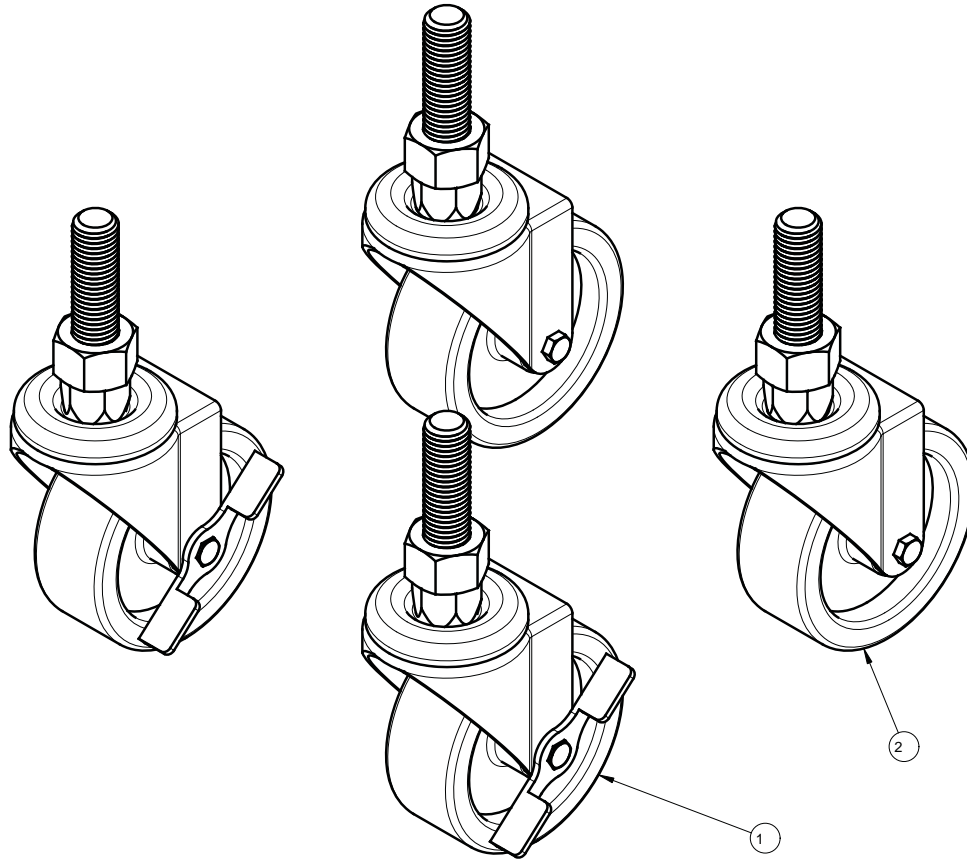


2	2	2919	99-6598_REAR	REV 0	CASTER SWIVEL 4" REAR W/O BRAKE W/SWIVEL LOCK
1	2	2920	99-6598_FR	REV 0	CASTER SWIVEL 4" FRONT W/FRONT BRAKE W/SWIVEL LOCK
ITEM	QTY	PART	DRAWING	DESCRIPTION	
THIRD ANGLE PROJECTION					
		CATEGORY:	INF-3500	WEIGHT (LB):	10.65
		MATERIAL:	SEE BOM AND NOTE 1		
		PART NAME:	KIT, CASTER, DD		
		DRAWN BY:	R.DIMITROV	PART NO:	2879
		APPROVED BY:		DRAWING NO:	99-11948
		DATE:	02 APR 09	SCALE:	11:64
		PAPER SIZE:	B	SHEET:	1 OF 1
				HARDT EQUIPMENT MANUFACTURING INC <small>Responsive, Reliable Solutions</small>	
		<small>TEL: (514) 631-7271 FAX: (514) 631-7172</small>			

NOTES:

- INF-3500 DD- USED BEFORE S/N: 131135H14461 (NON ADJUSTABLE CASTERS)

REV	DESCRIPTION	CCR	BY	DATE
00	ORIGINAL RELEASE	-	PGS	2015-08-27



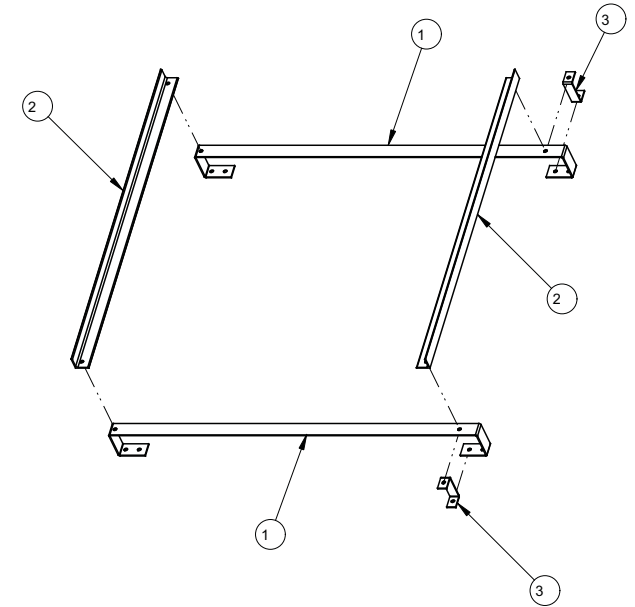

NOTES:
 1) FOR INFERNO GC - ALL DD (DOUBLE DECK) UNITS
 2) FOR INFERNO 3500 - USE AFTER S/N 131135H14461 OR IF CASTERS HAVE ADJUSTABLE THREADED ROD
 3) FOR BLAZE -

ITEM	QTY	PART	DRAWING	DESCRIPTION
2	2	99-14606	99-14606	REV 03 CASTER, SWIVEL W/O BRAKE, 4" ASSY, DD
1	2	99-14605	99-14605	REV 03 CASTER, SWIVEL W/BRAKE, 4" ASSY., DD

THIRD ANGLE PROJECTION		CATEGORY: GC/3500/BLAZE	WEIGHT (LB): 15.62	PARENT ASSY: -
		MATERIAL: SEE BOM		
PART NAME:		SET, CASTERS, DD		
DRAWN BY: PAUL S		PART NO: 2954.SET4.S	DRAWING NO: 99-16220	
APPROVED BY:		DATE: 2015-08-27	SCALE: 1:2	PAPER SIZE: B
ALL DIMENSIONS ARE IN INCHES <small>UNLESS SPECIFIED OTHERWISE TOLERANCES ARE:</small> FRACTIONS: ±1/32 ANGLE: ±1° BLANK: .X: ±0.05 .XX: ±0.015 .XXX: ±0.005		HARDT Responsive, Reliable Solutions		
		HARDT EQUIPMENT MANUFACTURING INC <small>TEL: (614) 631-7271 FAX: (614) 631-7172</small>		

THINK SAFETY - REMOVE ALL BURRS, SHARP EDGES AND CORNERS

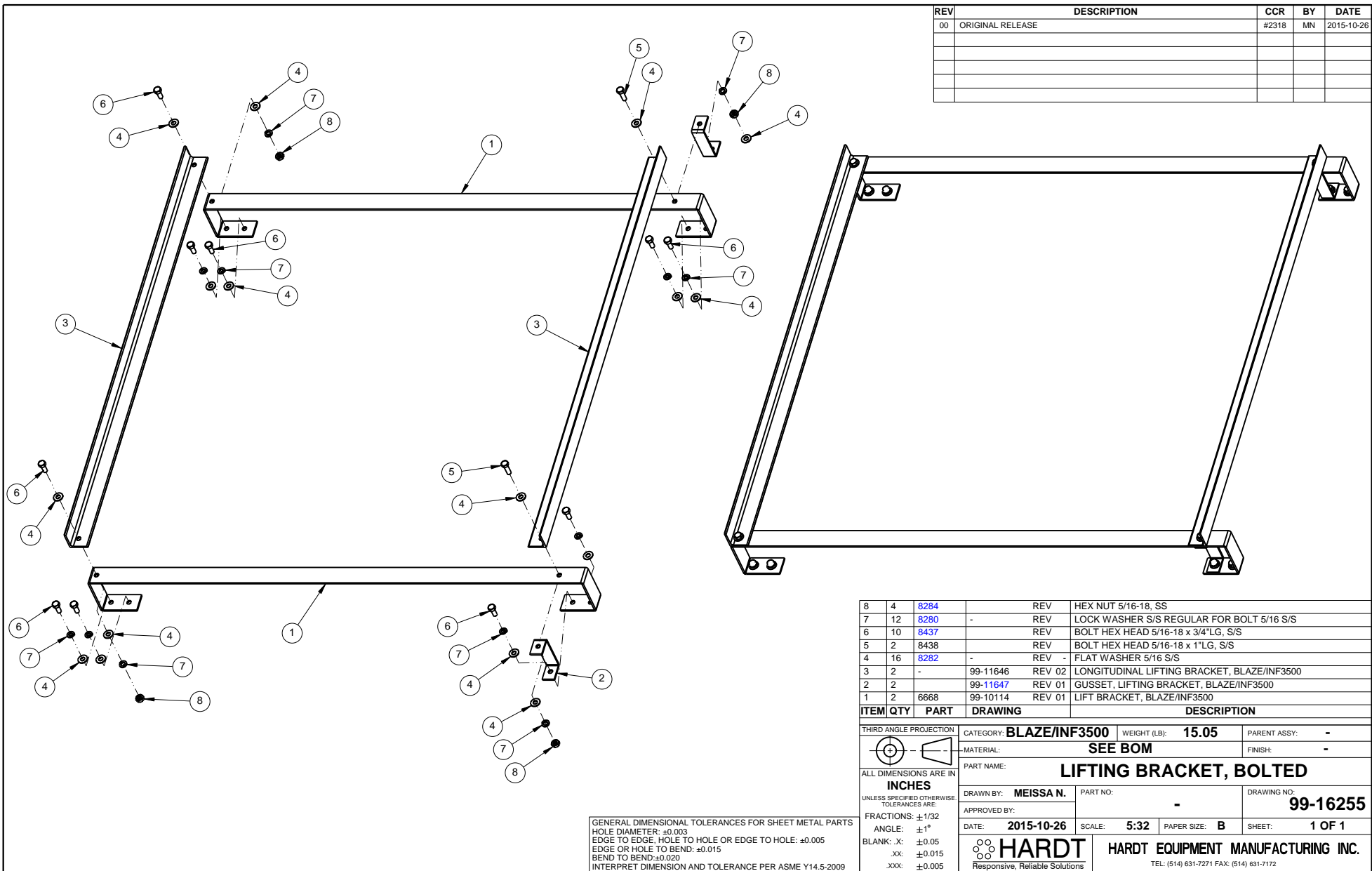
REV	DESCRIPTION	CCR	BY	DATE
0	ORIGINAL RELEASE		MD	27 JAN 09
01	UPDATE WELDING TO HAVE BETTER DESCRIPTION	#2304	MN	2015-08-07
02	BOM IS UPDATED WELD REMOVED	#2318	MN	2015-08-31
03	ITEM #99-11646 IS REVISED	#2324	MN	2015-09-08



NOTE:
* REMOVE ALL BURRS, SHARP EDGES AND CORNERS.



3	2		99-11647	REV 01	GUSSET, LIFTING BRACKET, BLAZE/INF3500
2	2	-	99-11646	REV 02	LONGITUDINAL LIFTING BRACKET, BLAZE/INF3500
1	2	6668	99-10114	REV 01	LIFT BRACKET, BLAZE/INF3500
ITEM	QTY	PART	DRAWING	DESCRIPTION	
THIRD ANGLE PROJECTION		CATEGORY:	BLAZE/INF3500	WEIGHT (LB):	14.48
		MATERIAL:	SEE BOM		PARENT ASSY:
ALL DIMENSIONS ARE IN INCHES		CUT SIZE:			FINISH:
UNLESS SPECIFIED OTHERWISE TOLERANCES ARE:		PART NAME:	KIT, LIFTING BRACKET		BEND ALL:
FRACTIONS: ±1/32		DRAWN BY:	M. DUTCHEVICI	PART NO:	6735
ANGLE: ±1°		APPROVED BY:		DRAWING NO:	99-11648
BLANK: .X: ±0.1		DATE:	27 JAN 09	SCALE:	5:64
.XX: ±0.01		PAPER SIZE:	B	SHEET:	1 OF 1
.XXX: ±0.005		HARDT EQUIPMENT MANUFACTURING INC. 1756 50 AVE. LACHINE, QUEBEC, CANADA H8T 2V5 TEL: (514) 631-7271 FAX: (514) 631-7172			

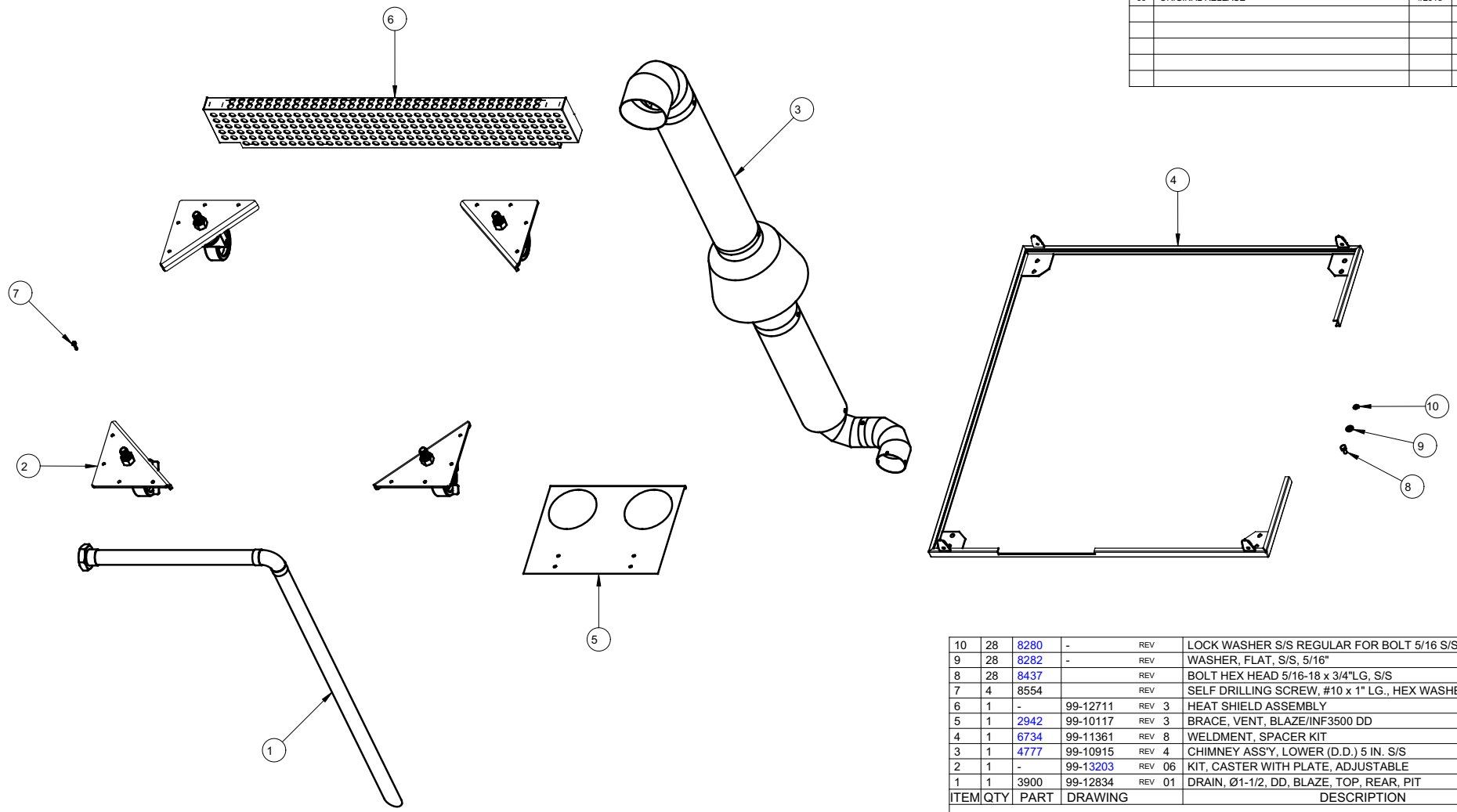


REV	DESCRIPTION	CCR	BY	DATE
00	ORIGINAL RELEASE	#2318	MN	2015-10-26

ITEM	QTY	PART	DRAWING	DESCRIPTION
8	4	8284	REV	HEX NUT 5/16-18, SS
7	12	8280	REV	LOCK WASHER S/S REGULAR FOR BOLT 5/16 S/S
6	10	8437	REV	BOLT HEX HEAD 5/16-18 x 3/4" LG, S/S
5	2	8438	REV	BOLT HEX HEAD 5/16-18 x 1" LG, S/S
4	16	8282	REV	FLAT WASHER 5/16 S/S
3	2	-	99-11646 REV 02	LONGITUDINAL LIFTING BRACKET, BLAZE/INF3500
2	2	-	99-11647 REV 01	GUSSET, LIFTING BRACKET, BLAZE/INF3500
1	2	6668	99-10114 REV 01	LIFT BRACKET, BLAZE/INF3500

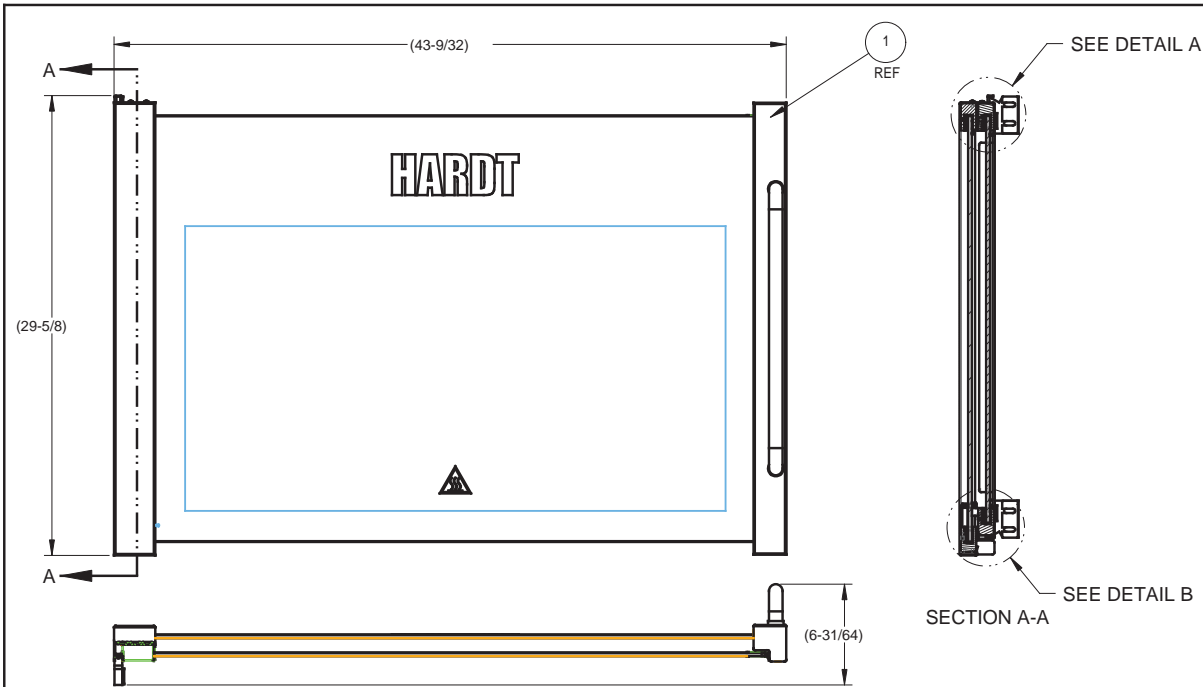
THIRD ANGLE PROJECTION		CATEGORY: BLAZE/INF3500	WEIGHT (LB): 15.05	PARENT ASSY: -
MATERIAL: -		SEE BOM		FINISH: -
PART NAME:		LIFTING BRACKET, BOLTED		
DRAWN BY: MEISSA N.	PART NO: -	DRAWING NO: 99-16255		
APPROVED BY:	DATE: 2015-10-26		SCALE: 5:32	PAPER SIZE: B
ALL DIMENSIONS ARE IN INCHES UNLESS SPECIFIED OTHERWISE TOLERANCES ARE: FRACTIONS: ±1/32 ANGLE: ±1° BLANK: .X: ±0.05 .XX: ±0.015 .XXX: ±0.005		SHEET: 1 OF 1		
GENERAL DIMENSIONAL TOLERANCES FOR SHEET METAL PARTS HOLE DIAMETER: ±0.003 EDGE TO EDGE, HOLE TO HOLE OR EDGE TO HOLE: ±0.005 EDGE OR HOLE TO BEND: ±0.015 BEND TO BEND: ±0.020 INTERPRET DIMENSION AND TOLERANCE PER ASME Y14.5-2009		HARDT Responsive, Reliable Solutions		
		HARDT EQUIPMENT MANUFACTURING INC. TEL: (514) 631-7271 FAX: (514) 631-7172		

REV	DESCRIPTION	CCR	BY	DATE
00	ORIGINAL RELEASE	#2015	MN	12-MAR-14

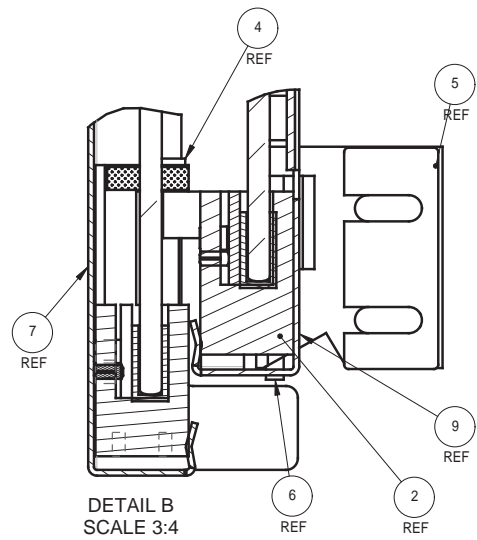
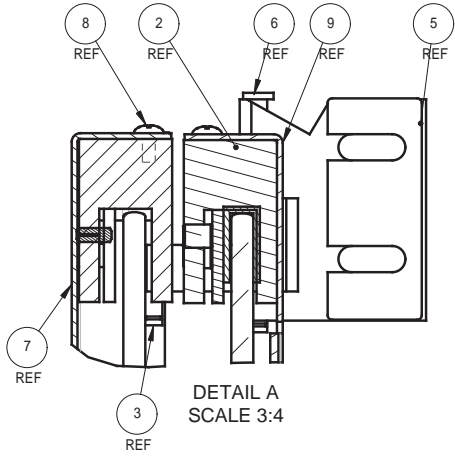
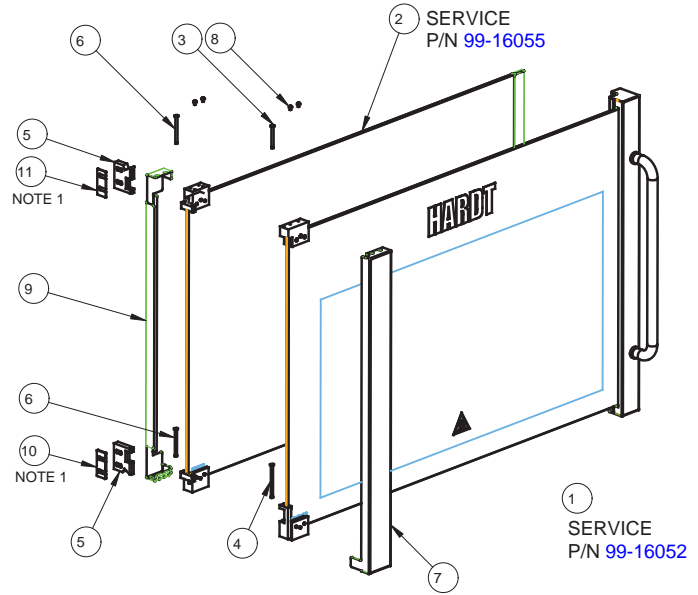


10	28	8280	-	REV	LOCK WASHER S/S REGULAR FOR BOLT 5/16 S/S
9	28	8282	-	REV	WASHER, FLAT, S/S, 5/16"
8	28	8437	-	REV	BOLT HEX HEAD 5/16-18 x 3/4"LG. S/S
7	4	8554	-	REV	SELF DRILLING SCREW, #10 x 1" LG., HEX WASHER HEAD
6	1	-	99-12711	REV 3	HEAT SHIELD ASSEMBLY
5	1	2942	99-10117	REV 3	BRACE, VENT, BLAZE/INF3500 DD
4	1	6734	99-11361	REV 8	WELDMENT, SPACER KIT
3	1	4777	99-10915	REV 4	CHIMNEY ASS'Y, LOWER (D.D.), 5 IN. S/S
2	1	-	99-13203	REV 06	KIT, CASTER WITH PLATE, ADJUSTABLE
1	1	3900	99-12834	REV 01	DRAIN, Ø1-1/2, DD, BLAZE, TOP, REAR, PIT
ITEM	QTY	PART	DRAWING		DESCRIPTION

THIRD ANGLE PROJECTION	CATEGORY:	BLAZE	WEIGHT (LB):	71.69	PARENT ASSY:	-
	MATERIAL:	SEE BOM			FINISH:	-
ALL DIMENSIONS ARE IN INCHES UNLESS SPECIFIED OTHERWISE. TOLERANCES ARE:	PART NAME: KIT, CONVERSION, SINGLE TO DD, DRAIN TO PIT					
FRACTIONS: ±1/32	DRAWN BY:	MEISSA N.	PART NO:	-	DRAWING NO:	99-15421
ANGLE: ±1°	APPROVED BY:					
BLANK .X: ±0.05	DATE:	12-MAR-14	SCALE:	1:64	PAPER SIZE:	B
.XX: ±0.015			HARDT EQUIPMENT MANUFACTURING INC			
.XXX: ±0.005	Responsive, Reliable Solutions		TEL: (514) 631-7271 FAX: (514) 631-7172			
	SHEET:	1 OF 1				



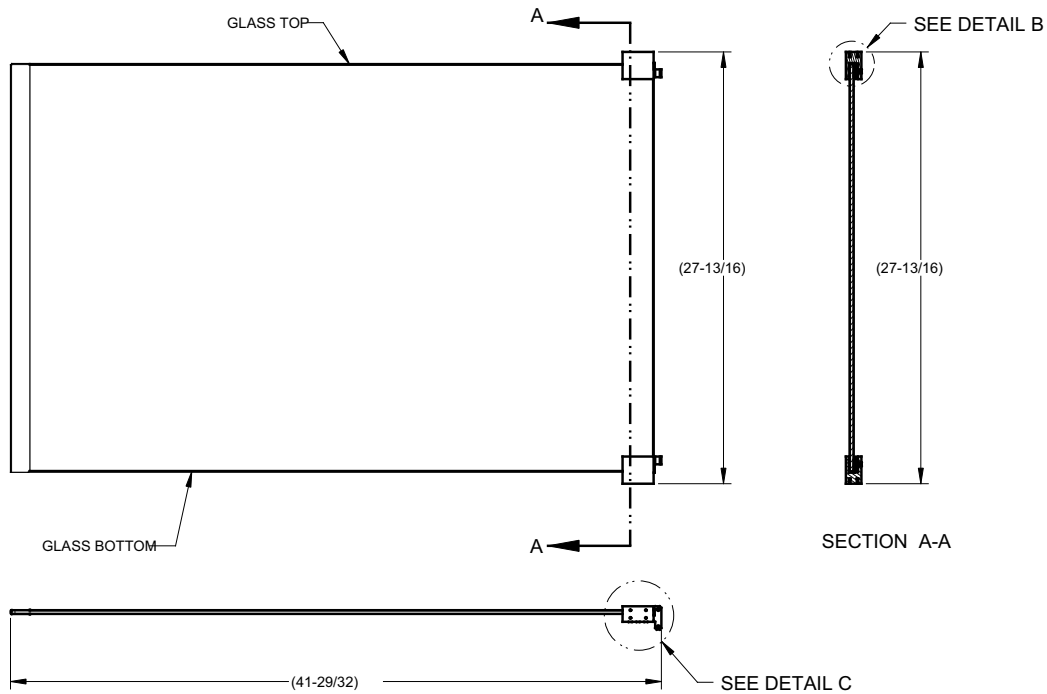
REV	DESCRIPTION	CCR	BY	DATE
09	ITEM 99-10900 REVISED		RD	2015-07-09
10	REVISED 99-11770	#2360	ZL	2015-11-05
11	- REPLACE OUTER GLASS ASSY #99-10900 BY #99-14723 - OUTER GLASS SERVICE PIN 99-16052 REPLACE BY #99-16053 - REMOVE P/N 5932 TO MAKE UNSALEABLE - ADD NOTE FOR REFERENCE TO USE P/N 6907	#2384 #2385	MN	2016-01-04
12	DOOR OUTER GLASS SERVICE PN CHANGE TO #99-16052	-	MN	2016-02-01
13	ITEM 99-17423 REPLACED BY 99-10900 ITEM 99-10358 REVISED	#2610	CM	2017-01-03



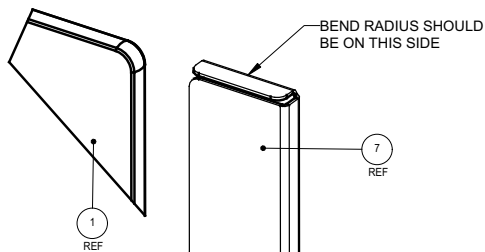
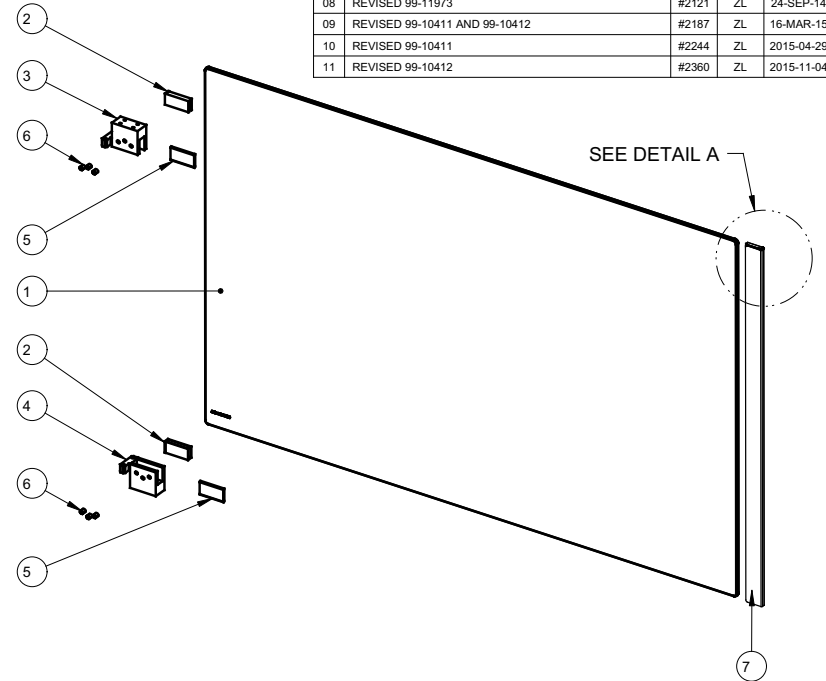
NOTES: 1- ITEMS 99-9993 & 99-9994 ARE TO BE USED ONLY IF REQUIRED FOR ALIGNMENT PURPOSES
2- WHEN PURCHASING COMPLETE DOOR ASSY, REFERE TO P/N 6907

ITEM	QTY	PART	DRAWING	DESCRIPTION
11	1	6774	99-9994	REV 03 SHIM .063 THK, DOOR HINGE
10	1	5967	99-9993	REV 03 SHIM .125 THK, DOOR HINGE
9	1	6982	99-13836	REV 2 CLADDING, INNER DOOR, SINGLE AXIS HINGE
8	4	8533	-	REV MACH. SCREW 6-32X.250 SS PHILLIPS TRUSS HEAD
7	1	6983	99-13835	REV 1 CLADDING, OUTER GLASS
6	2	5972	-	REV - CLEVIS PIN S/S 3/16 X 2-1/2
5	2	6016	99-10358	REV 12 HINGE, CHASSIS
4	1	5970	-	REV - CLEVIS PIN S/S 3/16 X3"
3	1	5969	-	REV - CLEVIS PIN S/S 3/16 X2"
2	1	6713.TEC	99-11770	REV 11 DOOR, INNER GLASS SUBASSY
1	1	6712	99-10900	REV 16 DOOR, INF 3500, OUTER GLASS, ASSY

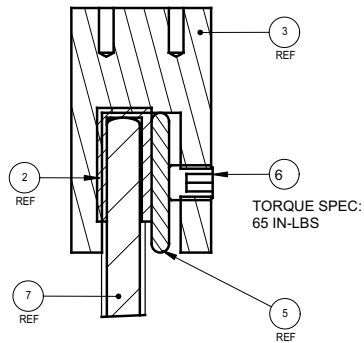
THIRD ANGLE PROJECTION		CATEGORY: INF-3500/BLAZE	WEIGHT (LB): 65.78	PARENT ASSY: -
MATERIAL: SEE BOM		FINISH: -		
PART NAME: DOOR, INF-3500/BLAZE, COMPLETE ASSY				
DRAWN BY: CARLOS M.		PART NO: -		DRAWING NO: 99-10898
APPROVED BY:		SHEET: 1 OF 1		
DATE: 12-SEP-08		SCALE: 1:8	PAPER SIZE: B	
		HARDT HARDT EQUIPMENT MANUFACTURING INC Responsive, Reliable Solutions TEL: (514) 631-7271 FAX: (514) 631-7172		



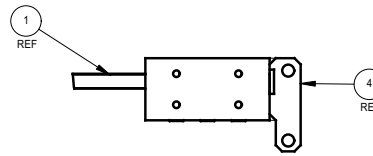
REV	DESCRIPTION	CCR	BY	DATE
4	#6149		ZL	16-NOV-10
5	#7010		KR	02-APR-12
6	TORQUE VALUE CHANGED TO 65 IN-LBS (WAS 55)	#1662	RD	30-NOV-12
7	- UPDATE SET SCREW: PART #8627 WAS PART #8531 - TOLERANCE AND DIMENSIONS ARE UPDATED	#1800	MN	07-MAY-13
08	REVISED 99-11973	#2121	ZL	24-SEP-14
09	REVISED 99-10411 AND 99-10412	#2187	ZL	16-MAR-15
10	REVISED 99-10411	#2244	ZL	2015-04-29
11	REVISED 99-10412	#2360	ZL	2015-11-04



DETAIL A
SCALE 3:4



DETAIL B
SCALE 9:8



DETAIL C
SCALE 1:2

ITEM	QTY	PART	DRAWING	DESCRIPTION
7	1	5968	99-8552	REV 7 TRIM, MAGNETIC, INNER GLASS
6	6	8627	-	REV - SET SCREW 1/4-20X5/16"
5	2	6662	99-10450	REV 4 PLATE, HINGE
4	1	6015	99-10412	REV 06 HINGE ASSY, BOTTOM, INNER
3	1	6014	99-10411	REV 06 HINGE ASSY, TOP, INNER
2	2	6940	99-10991	REV 1 GASKET PYRO-TEX , PRE-CUT
1	1	6723.TEC	99-11973	REV 08 GLASS, INNER

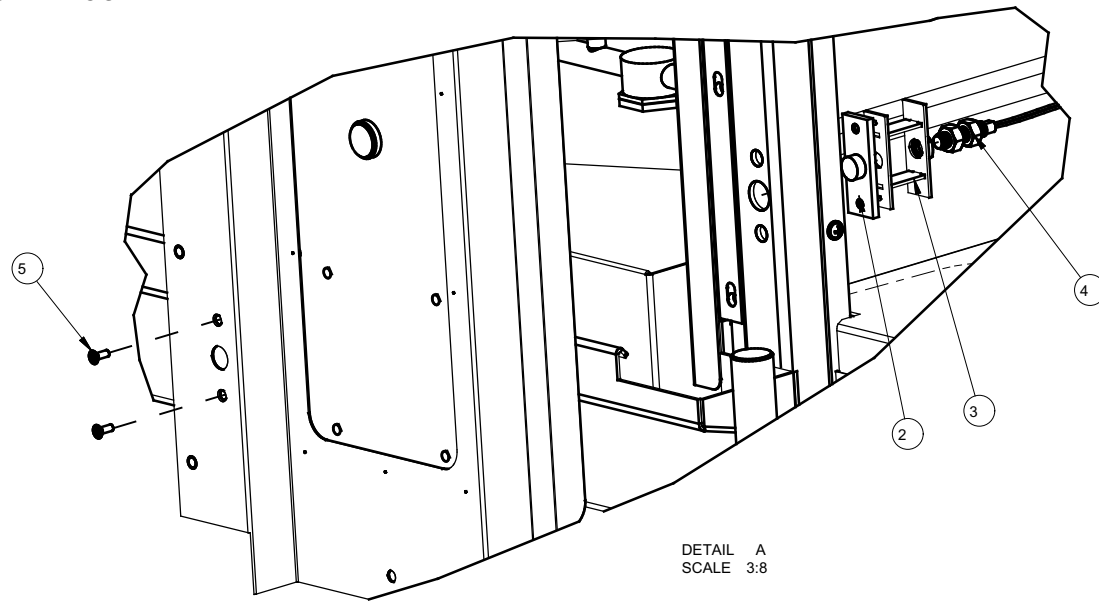
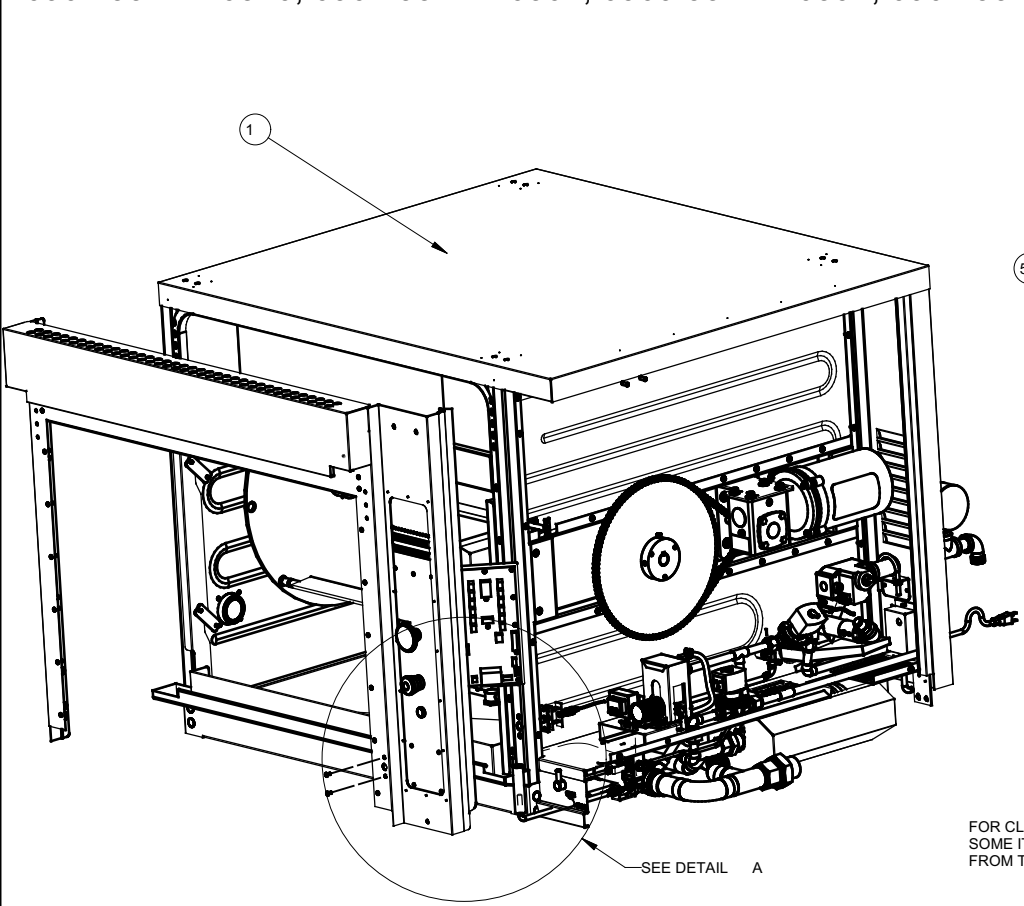
THIRD ANGLE PROJECTION		CATEGORY:	INF-3500/BLAZE	WEIGHT (LB):	26.28	PARENT ASSY:	99-10898		
MATERIAL:		SEE BOM				FINISH:		-	
PART NAME:		DOOR, INNER GLASS SUBASSY							
DRAWN BY:		ZHANBO LI	PART NO:		6713.TEC	DRAWING NO:		99-11770	
APPROVED BY:									
DATE:		12 FEB 09	SCALE:		1:8	PAPER SIZE:	B	SHEET:	1 OF 1
HARDT Responsive, Reliable Solutions		HARDT EQUIPMENT MANUFACTURING INC TEL: (514) 631-7271 FAX: (514) 631-7172							

THINK SAFETY - REMOVE ALL BURRS, SHARP EDGES AND CORNERS

THE FLAT VIEW IS SHOWN FOR REFERENCE ONLY, THE VENDOR IS RESPONSIBLE FOR PROVIDING THE CORRECT FLAT IN ORDER TO OBTAIN THE FINISHED PART AS DIMENSIONED.

REV	DESCRIPTION	BY	DATE
0	ORIGINAL RELEASE	MD	10-JUL-09
1	ADDED SERIAL NUMBERS	RH	23-SEP-09

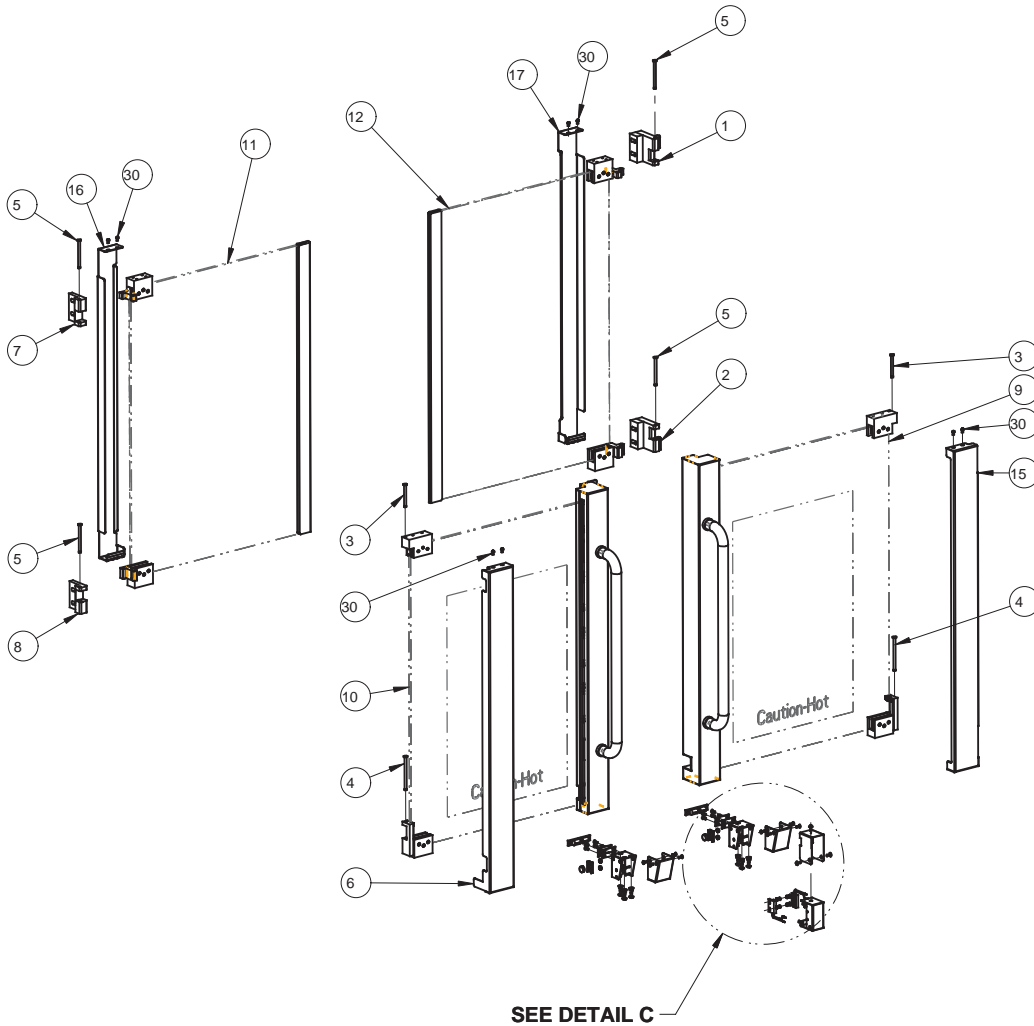
This system applies to the following S/N:
 0907 35HT 10501, 0907 35HB 10511, 0907 35H 10525, 0907 35HB 10515
 0907 35HB 10522, 0907 35HT 10503, 0907 35H 10530, 0907 35HB 10504
 0907 35H 10524, 0907 35HT 10510, 0907 35 HB 10517, 0907 35HT 10523
 0907 35H 10519, 0908 35HB 10557, 0907 35HB 10532, 0907 35HT 10514
 0907 35HB 10520, 0907 35HB 10502, 0909 35HB 10597, 0907 35HT 10521



DETAIL A
SCALE 3:8

5	2	8447	-	REV	SCREW PHILLIPS C/S S/S#6-32 x 3/8" LONG
4	1	4188	-	REV 0	REED SWITCH
3	1	-	99-12289	REV 0	MOUNT, DOOR SENSOR
2	1	8493	99-8028	REV 1	INSULATION BOOT
1	1	NA	99-9904	REV 8	SHELL ASSEMBLY, w. INSULATION
ITEM	QTY	PART	DRAWING	DESCRIPTION	

THIRD ANGLE PROJECTION		CATEGORY: INF-3500	WEIGHT (LB): 0.00	PARENT ASSY: -
		MATERIAL: SEE BOM		
ALL DIMENSIONS ARE IN INCHES UNLESS SPECIFIED OTHERWISE TOLERANCES ARE: FRACTIONS: ±1/32 ANGLE: ±1° BLANK: X: ±0.1 XX: ±0.01 XXX: ±0.005		PART NAME: MOUNT, DOOR SENSOR, ASSEMBLED GEN I DRAWN BY: M. DUTCHEVICI PART NO.: DRAWING NO.: 99-12293		
NOTE: * REMOVE ALL BURRS, SHARP EDGES AND CORNERS. * UNLESS OTHERWISE SPECIFIED, AFTER-BEND DIMENSIONS ARE: - OD (OUTSIDE DIMENSION) FOR 90° BENDS AND MORE. - ID (INSIDE DIMENSION) FOR BENDS LESS THAN 90° - HAVE A TOLERANCE OF ±0.031		APPROVED BY: DATE: 10 JUL 09 SCALE: 1:32 PAPER SIZE: B SHEET: 1 OF 1		
FOR CLARIFICATION PURPOSES SOME ITEMS ARE OMITTED FROM THE DRAWING		HARDT EQUIPMENT MANUFACTURING INC. 1756 50 AVE. LACHINE, QUEBEC, CANADA H8T 2V5 TEL: (514) 631-7271 FAX: (514) 631-7172		



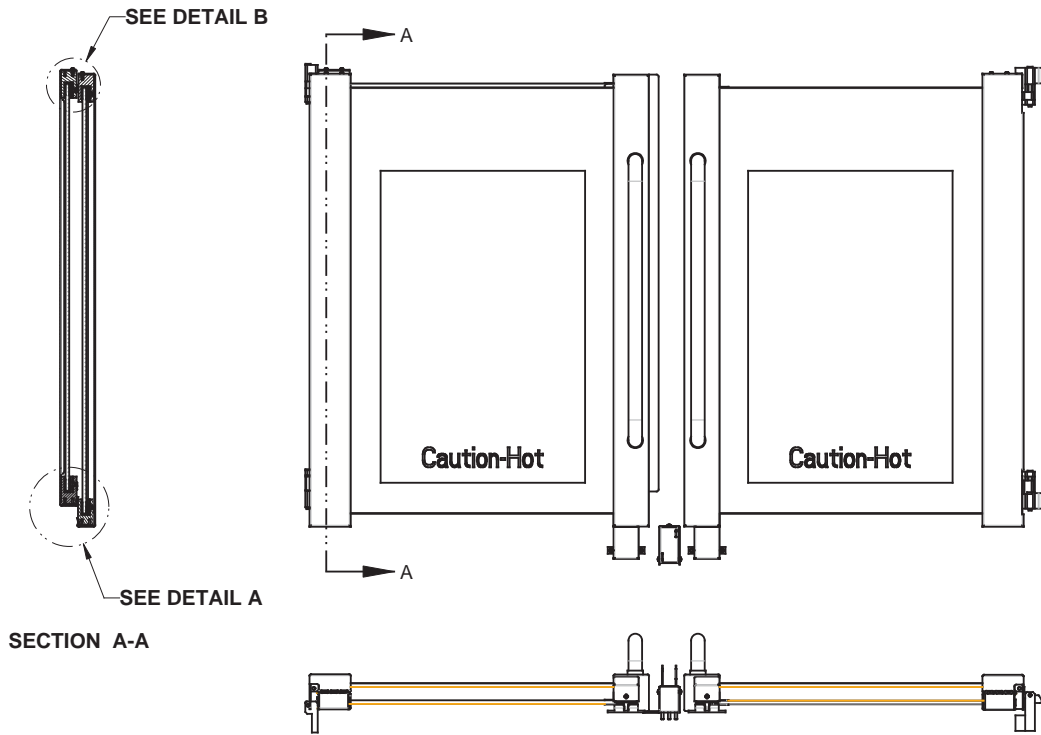
REV	DESCRIPTION	ECO	BY	DATE
3	#6148, 6149		ZL	16-NOV-10
04	OBSOLETE		MN	04-FEB-14
05	DRAWING AND BOM REVISED	#2055	RD	03-JUL-14
06	ADD CATCH P/N AND DESCRIPTIONS	#1999	ZL	09-JUL-14
07	REVISED TITLE DRAWING FORMAT REVISED. CHANGE QTY. 2 TO 4 ITEM 6859. NOTE REMOVED DESCRIPTION CHANGE FOR ITEM 20 & 21	#2586 #2706 #2752	ZL JM JG	2016-11-15 2018-01-26 2018-03-02
08	REPLACED P/N 4098 WITH P/N 14045	#2781	ZL	2018-05-16
09	REPLACED ITEM 30606 BY 05001353000 REPLACED ITEMS 8859 & 8858 BY 11132 REPLACED ITEM 8113 BY 11417 REPLACED ITEMS 6827 & 99-14777 (1X) BY 99-14778 REPLACED ITEMS 6828 & 99-14777 (1X) BY 99-14779		CM	2018-07-13



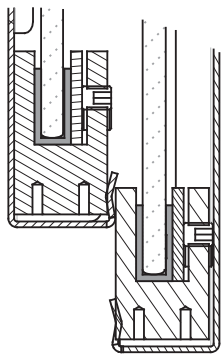
35	2	05001353000	-	REV	MAGNET BP-10	05001353000
34	6	20601	-	REV -	LOCK WASHER S/S REGULAR FOR BOLT #8 S/S	20601
33	2	14045	-	REV -	REED PROXIMITY SENSOR HIGH TEMP MK21M (TYPE B)	14045
32	6	11418	-	REV -	MACH. SCREW 8-32 X.375 S/S PHILLIPS TRUSS HEAD	11418
31	3	11417	-	REV -	MACH. SCREW 6-32 X .375 SSTPHILLIPS TRUSS HEAD	11417
30	8	11412	-	REV -	MACH. SCREW 6-32 X .250 SSTPHILLIPS PAN HEAD	11412
29	8	11343	-	REV -	SCREW PHILLIPS FLAT S/S U/CUT #6-32 x 3/8" LONG	11343
28	6	11134	-	REV -	WASHER, FLAT, S/S, #8	11134
27	4	11132	-	REV -	NUT, K-LOCK, S/S, #4-40	11132
26	4	11123	-	REV -	LOCK WASHER S/S REGULAR FOR #2 SCREW	11123
25	4	11122	-	REV -	HEX NUT 2-56, SS	11122
24	4	8460	-	REV -	WASHER, FLAT, S/S, #2	8460
23	8	8447	-	REV -	SCREW PHILLIPS C/S S/S #6-32 x 3/8" LONG	8447
22	2	6869	99-12449	REV 2	COVER, LATCH BRACKET	6869
21	1	6868	99-12448	REV 4	WELDMENT, BRACKET, SWITCH	6868
20	2	6867	99-12447	REV 2	CHANNEL, STRIKER	6867
19	1	6866	99-12803	REV 04	COVER, SWITCH BRACKET	6866
18	2	6865	99-12664	REV 1	HOLDER, MAGNET	6865
17	1	6864	99-11775	REV 6	CLADDING, INNER DOOR, BLAZE RH	6864
16	2	6863	99-11776	REV 6	CLADDING, INNER DOOR, BLAZE LH	6812
15	1	6862	99-11276	REV 03	CLADDING, FRENCH DOOR, OUTER, RIGHT	6862
14	4	6861	99-12796	REV 02	SHIM, STRIKER, FRENCH DOOR	6861
13	4	6859	-	REV -	DOOR CATCH 2-3/8" SATIN NICKEL BLAZE FRENCH DOOR MALE	6859
12	1	6826	99-11266	REV 06	FRENCH DOOR, INNER, RIGHT	6826
11	1	6812	99-10983	REV 05	FRENCH DOOR, BLAZE, INNER, LEFT	6812
10	1	6811	99-10982	REV 06	FRENCH DOOR, OUTER, LEFT, SUBASSY	6811
9	1	6809	99-11265	REV 04	FRENCH DOOR, OUTER, RIGHT, SUBASSY	6809
8	1	6748	99-11909	REV 03	HINGE, BOTTOM, CHASSIS	6748
7	1	6746	99-11908	REV 03	HINGE, TOP, CHASSIS	6746
6	1	6715	99-10394	REV 10	CLADDING, OUTER GLASS	6715
5	4	5972	-	REV -	CLEVIS PIN S/S 3/16 x 2-1/2	5972
4	2	5970	-	REV -	CLEVIS PIN S/S 3/16 x3"	5970
3	2	5969	-	REV -	CLEVIS PIN S/S 3/16 x2"	5969
2	1	99-14779	99-14779	REV 0	HINGE 150DEG.FR.DOOR,BOTTOM, RHS, ASSY	99-14779
1	1	99-14778	99-14778	REV 0	HINGE 150DEG.FR. DOOR, TOP, RHS, ASSY	99-14778

ITEM	QTY	PART	DRAWING	DESCRIPTION	SERVICE NO
------	-----	------	---------	-------------	------------


PART NAME:				DOORS, FRENCH, BLAZE, COMPLETE ASS'Y	
WHERE USED:				BLAZE	
MATERIAL:				SEE BOM	
FINISH:				N/A	
DRAWN BY: ZHANBO LI		PART NO:		DRAWING NO:	
		-		99-12323	
APPROVED BY:				REV	
				09	
		SCALE: 3:32		PAPER SIZE: B	
SHEET: 1 OF 2					



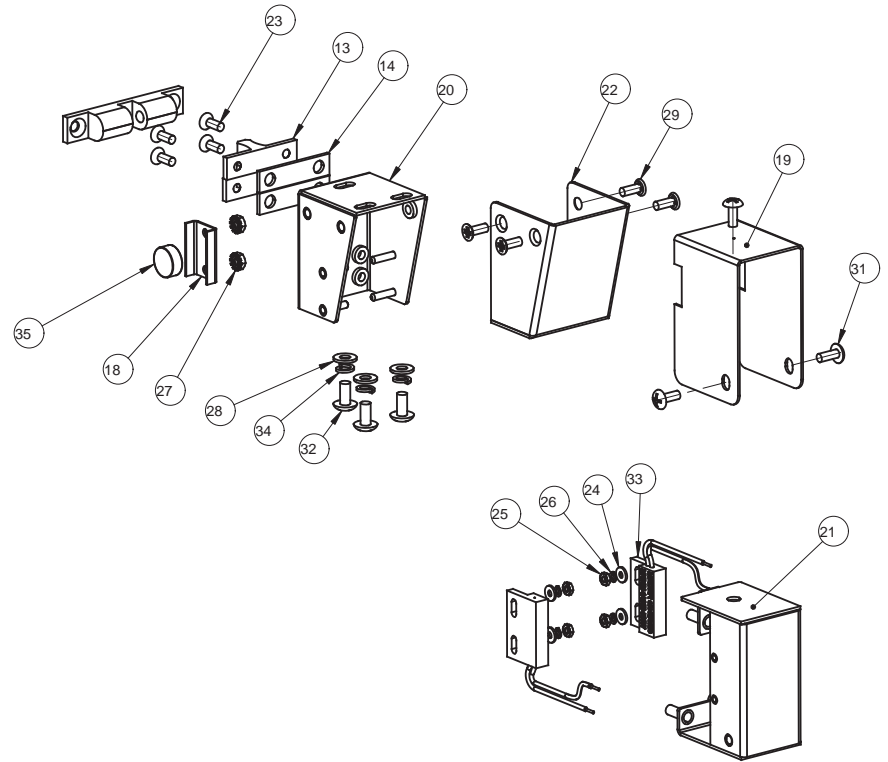
SECTION A-A



DETAIL A
SCALE 3:4

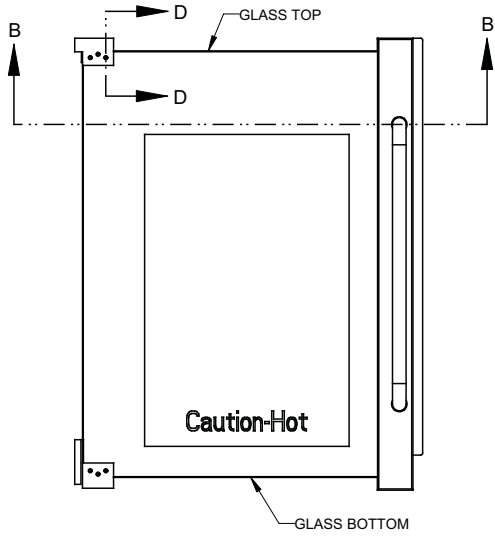


DETAIL B
SCALE 7:8

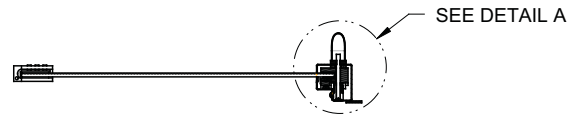
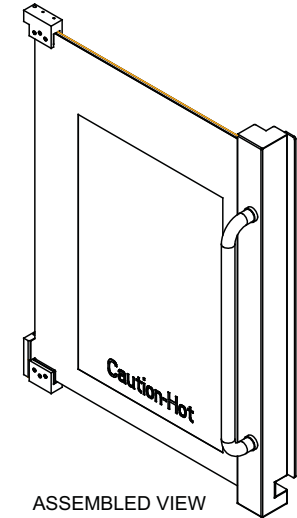
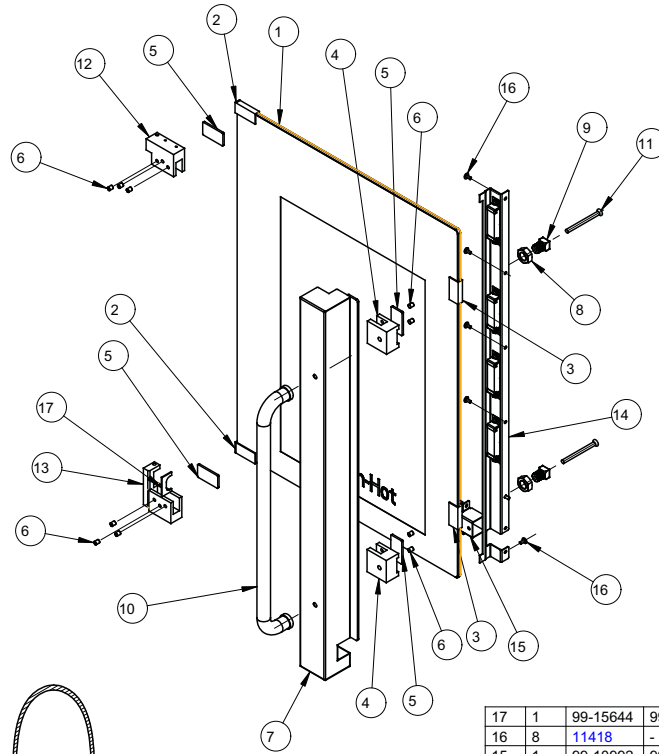


DETAIL C
SCALE 1:2

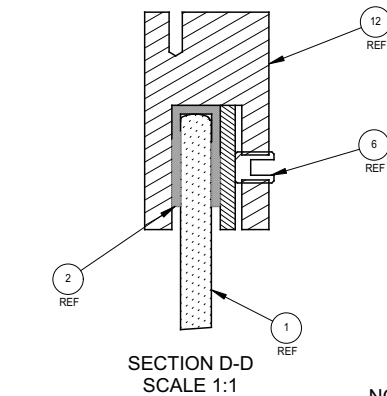
PART NAME: DOORS, FRENCH, BLAZE, COMPLETE ASS'Y			
DRAWN BY: ZHANBO LI	PART NO. -	DRAWING NO. 99-12323	REV 09
APPROVED BY:			
SCALE: 1:8		PAPER SIZE: B	
SHEET: 2 OF 2		 HARDT Responsive, Reliable Solutions	



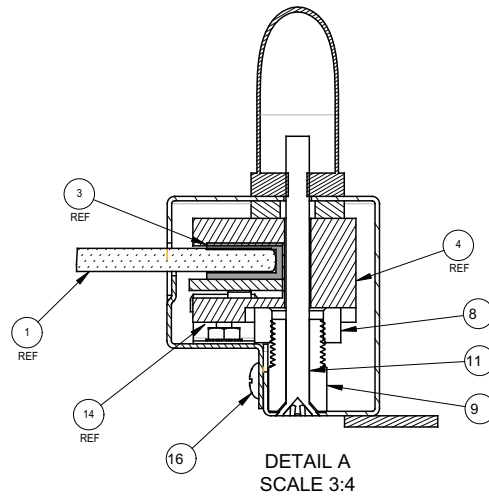
REV	DESCRIPTION	CCR	BY	DATE
3	#6148		ZL	16-NOV-10
04	BOM IS UPDATED, DRAWING FORMAT CHANGED	#2055	RD	03-JUL-14
05	ADDED GASKET 99-15644	#2078	ZL	04-AUG-14
06	ADD NOTE FOR SERVICE BULLETIN SVC-016-0025-01	#2438	MN	2016-02-08



SECTION B-B



SECTION D-D
SCALE 1:1



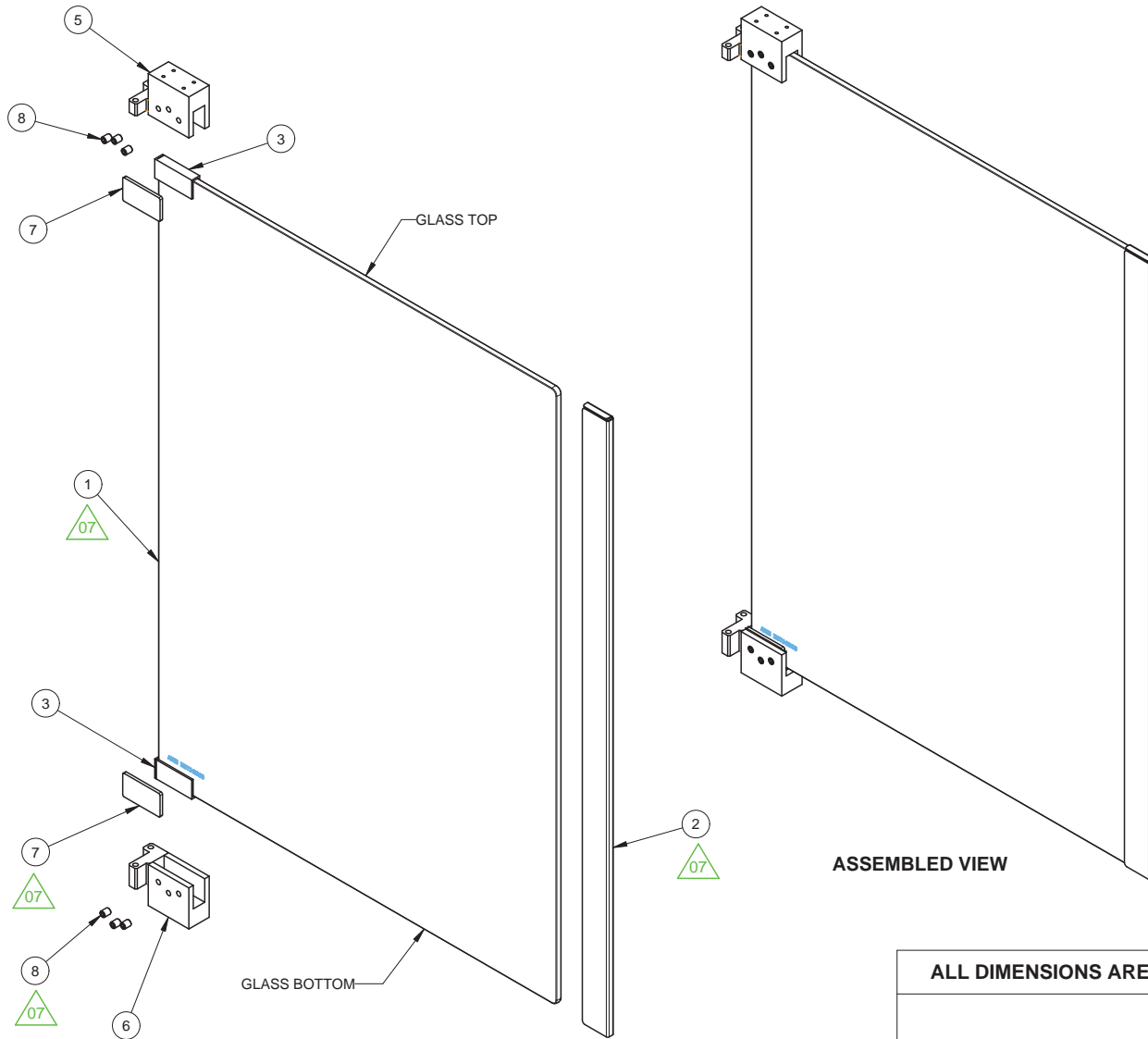
DETAIL A
SCALE 3:4

NOTE:
INCLUDE SERVICE BULLETIN SVC-016-0025-01



ITEM	QTY	PART	DRAWING	DESCRIPTION
17	1	99-15644	99-15644	REV 01 GASKET, DUAL AXIS
16	8	11418	-	REV - MACH. SCREW 8-32 x .375 S/S PHILLIPS TRUSS HEAD
15	1	99-10992	99-10992	REV 03 CAP, NOTCH, CLADDING, FRENCH DOOR
14	1	-	99-10995	REV 0 CLAMPING, HANDLE, INNER SIDE, WITH MAGNET
13	1	5989	99-10415	REV 09 HINGE ASS'Y, BOTTOM, OUTER
12	1	5990	99-10408	REV 07 HINGE, TOP, OUTER DOOR
11	2	8590	-	REV - SCREW PHILLIPS C/S S/S 1/4-20 x 3" LONG
10	1	6009	-	REV - HANDLE DOOR S/S 7/8" OD x 18" C-C WIDTH
9	2	6779	99-12207	REV 03 BUSHING, HANDLE, SQ. HEAD w/ EXT. THREAD 5/8-18
8	2	-	-	REV - HEX NUT 5/8-18, STL
7	1	-	99-12125	REV 1 CLADDING, ASSEMBLY, HANDLE, LEFT
6	10	8627	-	REV - SET SCREW S/S CUP POINT 1/4-20 x 5/16"
5	4	6662	99-10450	REV 05 PLATE, HINGE
4	2	6798	99-12423	REV 04 CLAMP, DOOR HANDLE
3	2	6659	99-10997	REV 02 GASKET PYRO-TEX 1-3/4" x 1-7/8"
2	2	6940	99-10991	REV 01 GASKET PYRO-TEX, PRE-CUT
1	1	6739.HST	99-10984	REV 04 GLASS, OUTER, FRENCH DOOR, LEFT

ITEM	QTY	PART	DRAWING	DESCRIPTION
THIRD ANGLE PROJECTION				
CATEGORY:		BLAZE		WEIGHT (LB): 22.21
MATERIAL:		SEE BOM		PARENT ASSY: -
PART NAME:		FRENCH DOOR, OUTER, LEFT, SUBASSY		
DRAWN BY:		ZHANBO LI	PART NO:	6811
APPROVED BY:			DRAWING NO:	99-10982
DATE:		17 OCT 08	SCALE:	1:8
			PAPER SIZE:	B
			SHEET:	1 OF 1
 HARDT Responsive, Reliable Solutions		HARDT EQUIPMENT MANUFACTURING INC TEL: (514) 631-7271 FAX: (514) 631-7172		



NOTE:
INCLUDE SERVICE BULLETIN SVC-016-0025-01

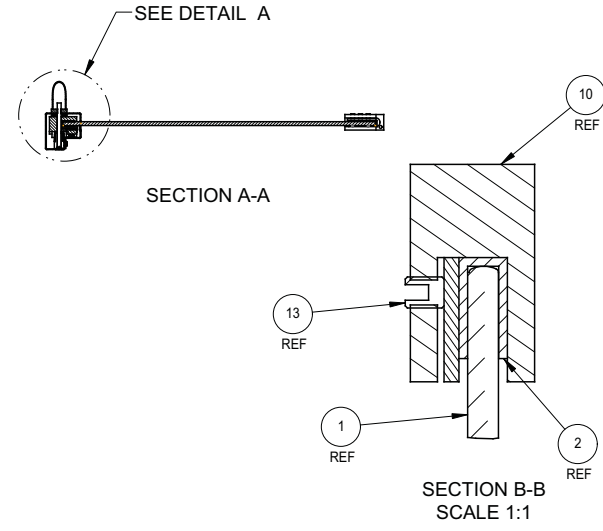
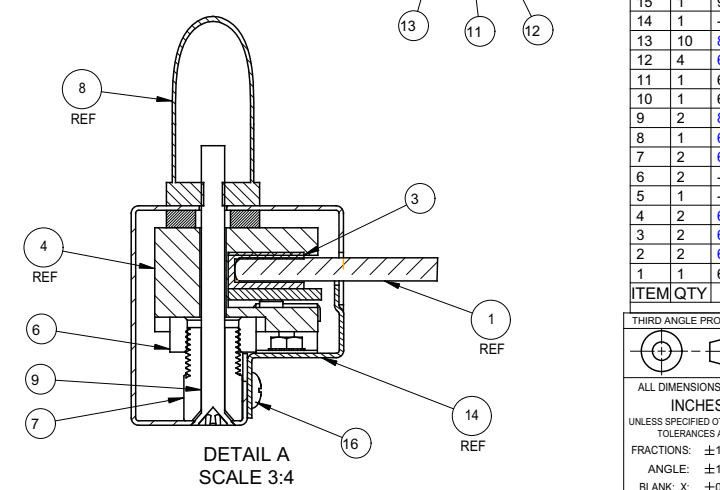
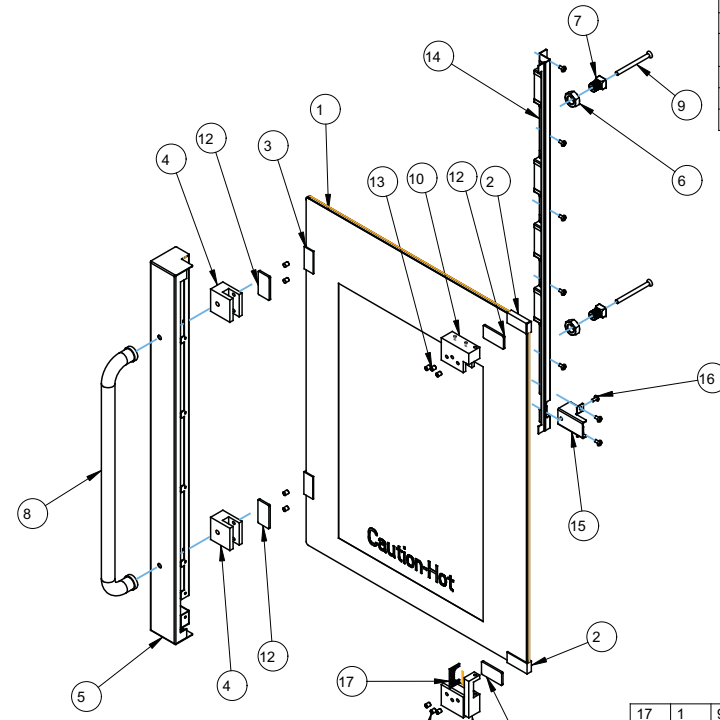
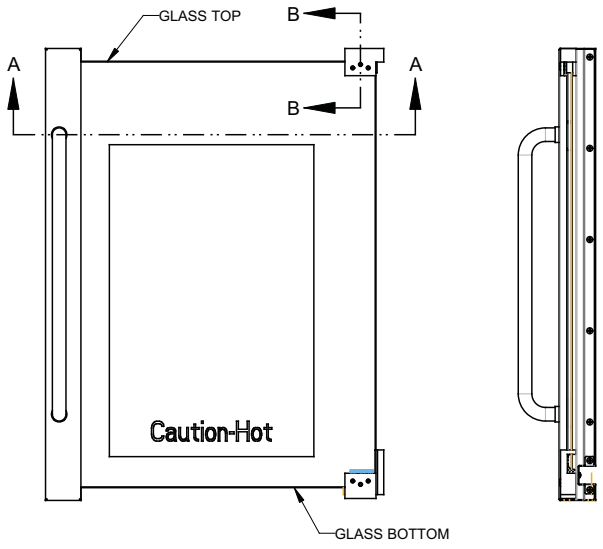
REV	DESCRIPTION	ECO	BY	DATE
0	ORIGINAL RELEASE		JDP	04 JUN 08
1	#4425		RTH	12-SEP-08
2	GENERAL REVISION		ZL	11-MAY-09
3	#6149		ZL	16-NOV-10
04	BOM IS UPDATED, DRAWING FORMAT CHANGED	#2055	RD	03-JUL-14
05	REVISED 99-11912 AND 99-11913	#2187	ZL	16-MAR-15
06	ADD NOTE FOR SERVICE BULLETIN SVC-016-0025-01	#2438	MN	2016-02-10
07	ITEM 99-12340 REPLACED BY 5968 AND 6741. ITEM 6662 REVISED. ITEM 8531 REPLACED BY 8627. ITEM 6863 REMOVED.	#2905	JX	2019-02-28

ITEM	QTY	PART	DRAWING	DESCRIPTION
8	6	8627	-	SET SCREW 1/4-20X5/16"
7	2	6662	99-10450 REV 05	PLATE, HINGE
6	1	6750	99-11913 REV 04	HINGE ASSY, BOTTOM, INNER
5	1	6749	99-11912 REV 04	HINGE ASSY, TOP, INNER
4	1	10421	-	RTV SILICONE (HI TEMPERATURE)
3	2	6940	99-10991 REV 01	GASKET PYRO-TEX , PRE-CUT
2	1	5968	99-8552 REV 07	TRIM, MAGNETIC, INNER GLASS
1	1	6741.HST	99-10985 REV 02	GLASS, INNER, FRENCH DOOR

ASSEMBLED VIEW

ALL DIMENSIONS ARE IN INCHES

PART NAME:		FRENCH DOOR, BLAZE, INNER, LEFT	
WHERE USED:		BLAZE	
MATERIAL:		SEE BOM	
FINISH:		-	
DRAWN BY: R.DIMITROV	PART NO:	DRAWING NO:	REV
APPROVED BY:	6812	99-10983	07
SCALE: 1:4		PAPER SIZE: B	
SHEET: 1 OF 1		 HARDT Responsive, Reliable Solutions	



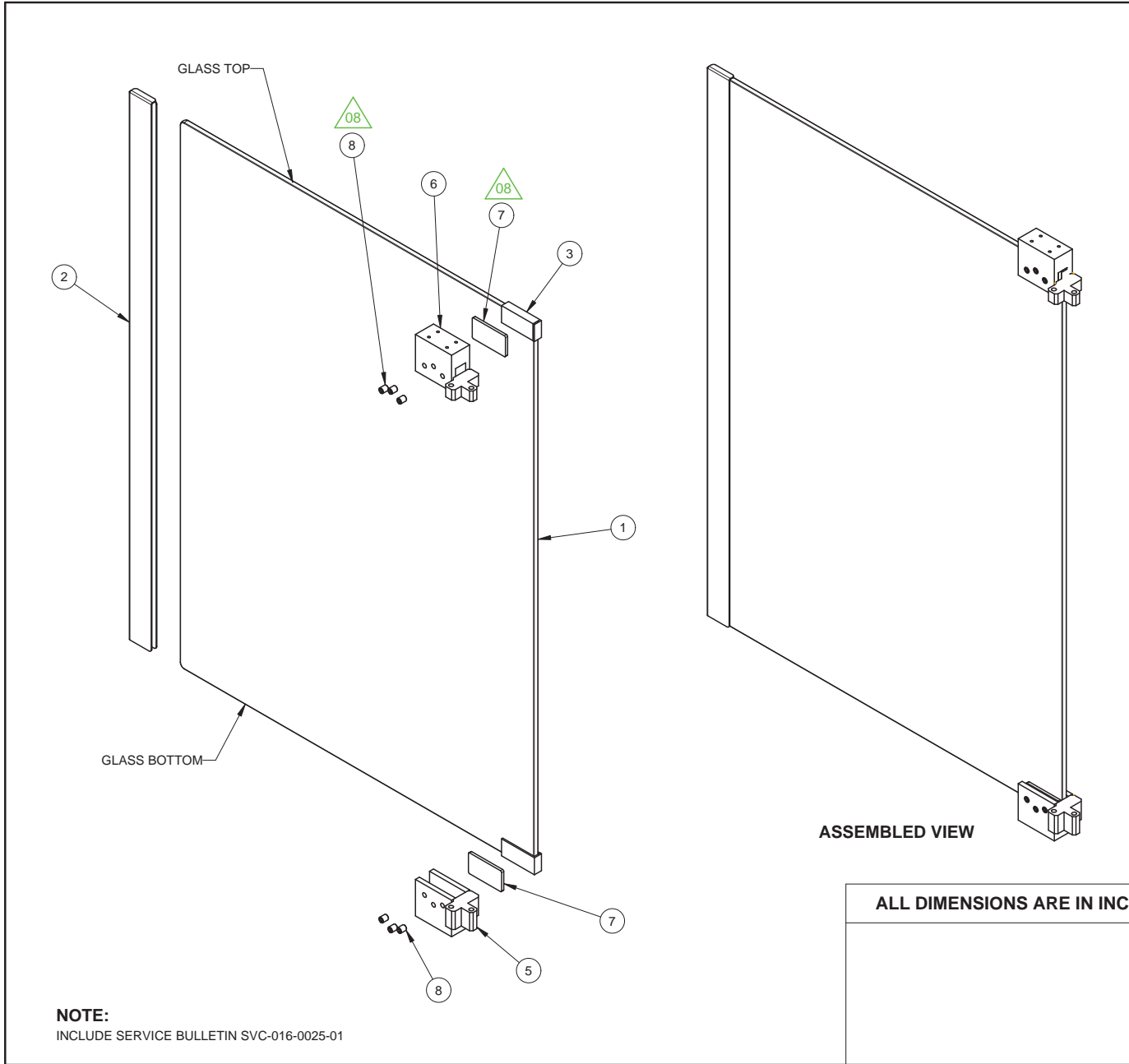
NOTE:
INCLUDE SERVICE BULLETIN SVC-016-0025-01



REV	DESCRIPTION	CCR	BY	DATE
2	#6148		ZL	16-NOV-10
03	ITEMS 99-11277, 99-10991, 99-12423, 99-11268, 99-11269 REVISED CHANGE DRAWING STANDARD	#2055	RD	03-JUL-14
04	ADDED GASKET 99-15644 AND ADDED VIEWS	#2078	ZL	04-AUG-14
05	ADD NOTE FOR SERVICE BULLETIN SVC-016-0025-01	#2438	MN	2016-02-09

17	1	99-15644	99-15644	REV 01	GASKET, DUAL AXIS
16	8	11418	-	REV -	MACH. SCREW 8-32 x .375 S/S PHILLIPS TRUSS HEAD
15	1	99-10992	99-10992	REV 03	CAP, NOTCH, CLADDING, FRENCH DOOR
14	1	-	99-11272	REV 0	CLAMPING, RIGHT, HANDLE, INNER SIDE, WITH MAGNET
13	10	8627	-	REV -	SET SCREW S/S CUP POINT 1/4-20 x 5/16"
12	4	6662	99-10450	REV 05	PLATE, HINGE
11	1	6747	99-11269	REV 03	HINGE ASSY, BTM, OUT., FR. DOOR, RIGHT
10	1	6745	99-11268	REV 04	HINGE, TOP, OUTER DOOR, FRENCH, RIGHT
9	2	8590	-	REV -	SCREW PHILLIPS C/S S/S 1/4-20 x 3" LONG
8	1	6009	-	REV -	HANDLE DOOR S/S 7/8" OD x 18" C-C WIDTH
7	2	6779	99-12207	REV 03	BUSHING, HANDLE, SQ. HEAD w/ EXT. THREAD 5/8-18
6	2	-	-	REV -	HEX NUT 5/8-18, STL
5	1	-	99-12339	REV 02	CLADDING, HANDLE, RIGHT, ASSEMBLY
4	2	6798	99-12423	REV 04	CLAMP, DOOR HANDLE
3	2	6659	99-10997	REV 02	GASKET PYRO-TEX 1-3/4" x 1-7/8"
2	2	6940	99-10991	REV 01	GASKET PYRO-TEX, PRE-CUT
1	1	6740.HST	99-11277	REV 05	GLASS, OUTER, FRENCH DOOR, RIGHT

ITEM	QTY	PART	DRAWING	DESCRIPTION
THIRD ANGLE PROJECTION				
CATEGORY:		FRENCH DOOR		WEIGHT (LB): 21.28
MATERIAL:		SEE BOM		PARENT ASSY: -
PART NAME:		FRENCH DOOR, OUTER, RIGHT, SUBASSY		
DRAWN BY:		ZHANBO LI	PART NO:	6809
APPROVED BY:			DRAWING NO:	99-11265
DATE:		13-MAY-09	SCALE:	1:8
			PAPER SIZE:	B
			SHEET:	1 OF 1
		HARDT HARDT EQUIPMENT MANUFACTURING INC Responsive, Reliable Solutions TEL: (614) 631-7271 FAX: (614) 631-7172		



NOTE:
INCLUDE SERVICE BULLETIN SVC-016-0025-01

REV	DESCRIPTION	ECO	BY	DATE
0	ORIGINAL RELEASE		JDP	04 JUN 08
1	#4425		RTH	12 SEP 08
2	GENERAL RELEASE		ZL	13 MAY 09
3	#5721		MD	11 FEB 10
4	#6149		ZL	16-NOV-10
05	ITEMS 99-10985, 99-10991, 99-12646, 99-12647 REVISED CHANGE DRAWING STANDARD	#2055	RD	03-JUL-14
06	REVISED 99-12646 AND 99-12647	#2187	ZL	16-MAR-15
07	ADD NOTE FOR SERVICE BULLETIN SVC-016-0025-01	#2438	MN	2016-02-10
08	ITEM 8531 REPLACED BY 8627, ITEM 6662 REVISED.	#2905	JX	2019-02-28

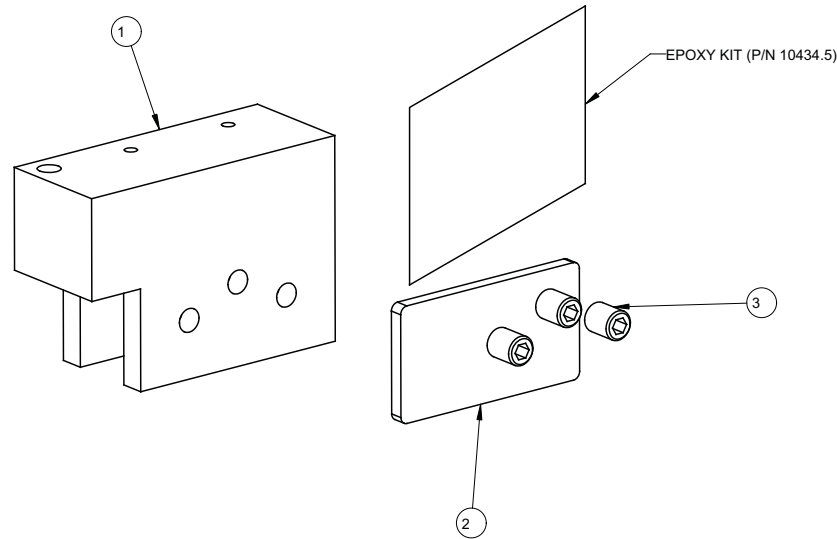
ITEM	QTY	PART	DRAWING	DESCRIPTION
8	6	8627	-	SET SCREW 1/4-20X5/16"
7	2	6662	99-10450 REV 05	PLATE, HINGE
6	1	6829	99-12647 REV 06	ASS'Y, HINGE, TOP, INNER, 180
5	1	6830	99-12646 REV 06	ASS'Y, HINGE, BOTTOM, INNER, 180
4	1	10421	-	RTV SILICONE (HI TEMPERATURE)
3	2	6940	99-10991 REV 01	GASKET PYRO-TEX , PRE-CUT
2	1	5968	99-8552 REV 07	TRIM, MAGNETIC, INNER GLASS
1	1	6741.HST	99-10985 REV 02	GLASS, INNER, FRENCH DOOR

ALL DIMENSIONS ARE IN INCHES		PART NAME: FRENCH DOOR, BLAZE, INNER, RIGHT	
		WHERE USED: BLAZE	
		MATERIAL: SEE BOM	
		FINISH: -	
DRAWN BY: JIA HUI XU		PART NO: 6826	DRAWING NO: 99-11266
APPROVED BY:			REV: 08
		SCALE: 1:4	PAPER SIZE: B
		SHEET: 1 OF 1	HARDT Responsive, Reliable Solutions

THINK SAFETY - REMOVE ALL BURRS, SHARP EDGES AND CORNERS

PROJ MODEL: 99-11280/ASSEM / FILE NAME: 99-12333

REV	DESCRIPTION	BY	DATE
0	ORIGINAL RELEASE	MD	03 AUG 09
1	#5815	MD	23 MAR 10
2	#7130	ZL	17-MAY-12



3	3	8627	-	REV -	SET SCREW S/S CUP POINT 1/4-20 x 5/16"
2	1	6662	99-10450	REV 05	PLATE, HINGE
1	1	5990	99-10408	REV 07	HINGE, TOP, OUTER DOOR
ITEM	QTY	PART	DRAWING		DESCRIPTION

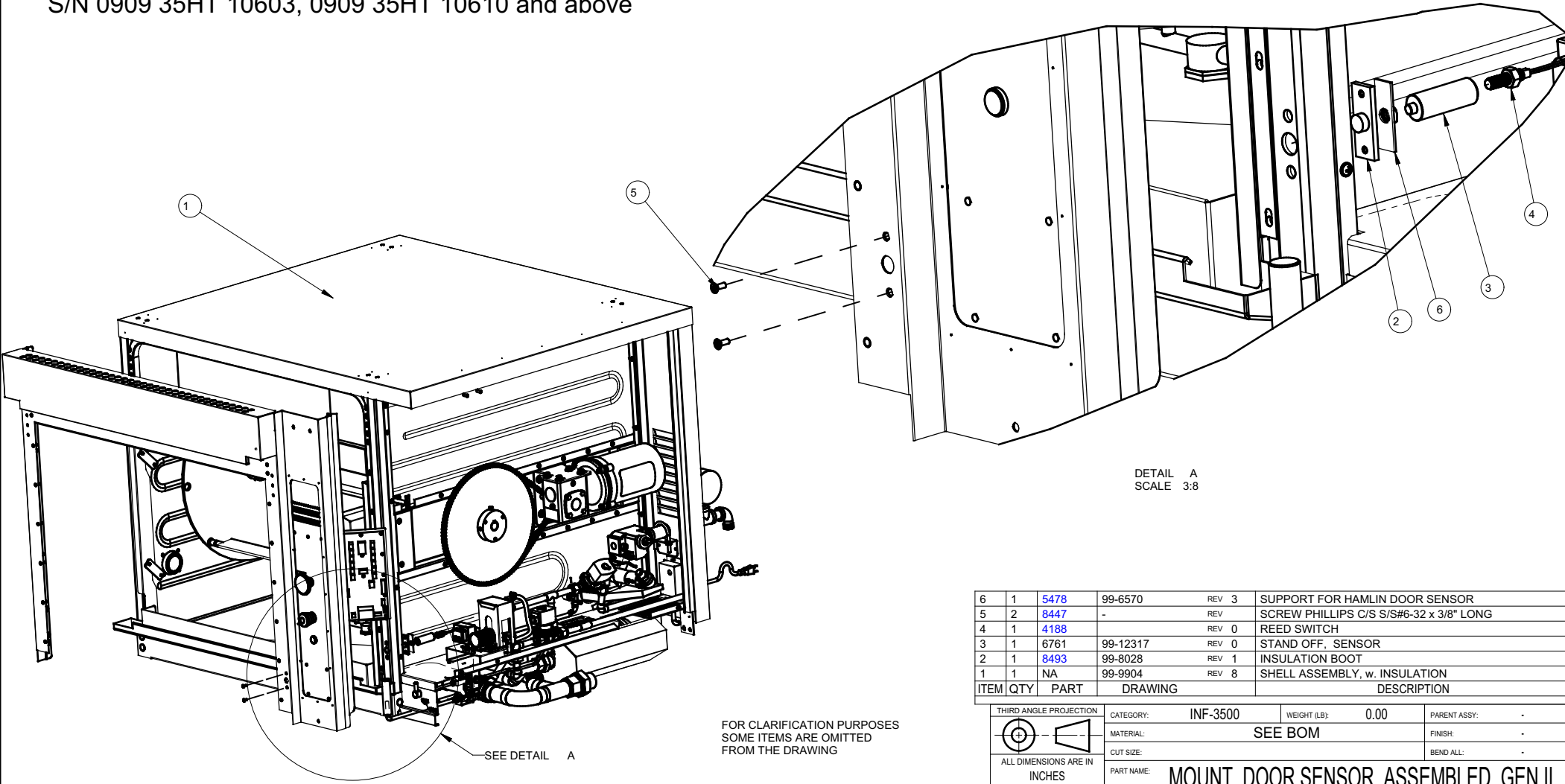
THIRD ANGLE PROJECTION		CATEGORY: BLAZE	WEIGHT (LB): 85.37	PARENT ASSY: -
		MATERIAL: SEE BOM	FINISH: N/A	
ALL DIMENSIONS ARE IN INCHES UNLESS SPECIFIED OTHERWISE. TOLERANCES ARE:		CUT SIZE: -		
FRACTIONS: ±1/32		PART NAME: KIT, HINGE, DOOR, TOP, OUTER, LEFT		
ANGLE: ±1°		DRAWN BY: M. DUTCHEVICI	PART NO: 5990.KIT	DRAWING NO: 99-12333
BLANK: .X: ±0.1		APPROVED BY:	DATE: 03 AUG 09	
.XX: ±0.01		SCALE: 1:1		
.XXX: ±0.005		PAPER SIZE: B		
<p>FEATURE MARKED ARE CRITICAL TO QUALITY</p> <p>F FIT AND FUNCTION</p> <p>A APPEARANCE</p>		SHEET: 1 OF 1		
<p>HARDT EQUIPMENT MANUFACTURING INC.</p> <p>1756 50 AVE. LACHINE, QUEBEC, CANADA H8T 2V5 TEL: (514) 631-7271 FAX: (514) 631-7172</p>				

THINK SAFETY - REMOVE ALL BURRS, SHARP EDGES AND CORNERS

THE FLAT VIEW IS SHOWN FOR REFERENCE ONLY, THE VENDOR IS RESPONSIBLE FOR PROVIDING THE CORRECT FLAT IN ORDER TO OBTAIN THE FINISHED PART AS DIMENSIONED.

REV	DESCRIPTION	BY	DATE
0	ORIGINAL RELEASE	RH	23-SEP-09

This system applies to all units with
S/N 0909 35HT 10603, 0909 35HT 10610 and above



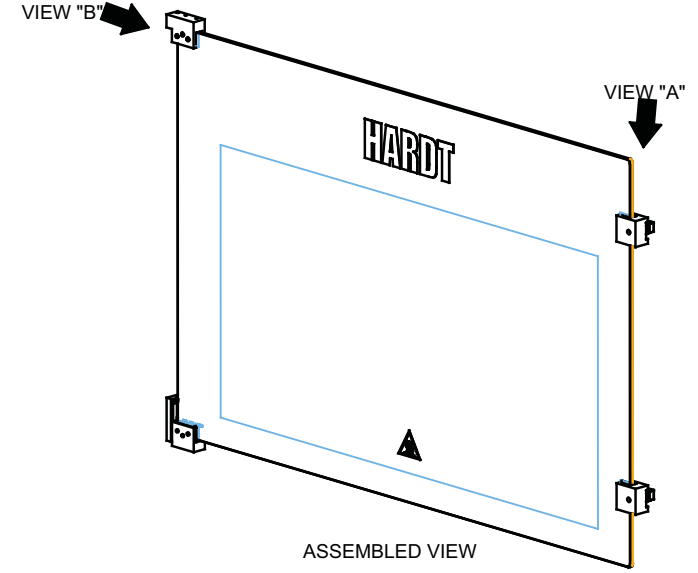
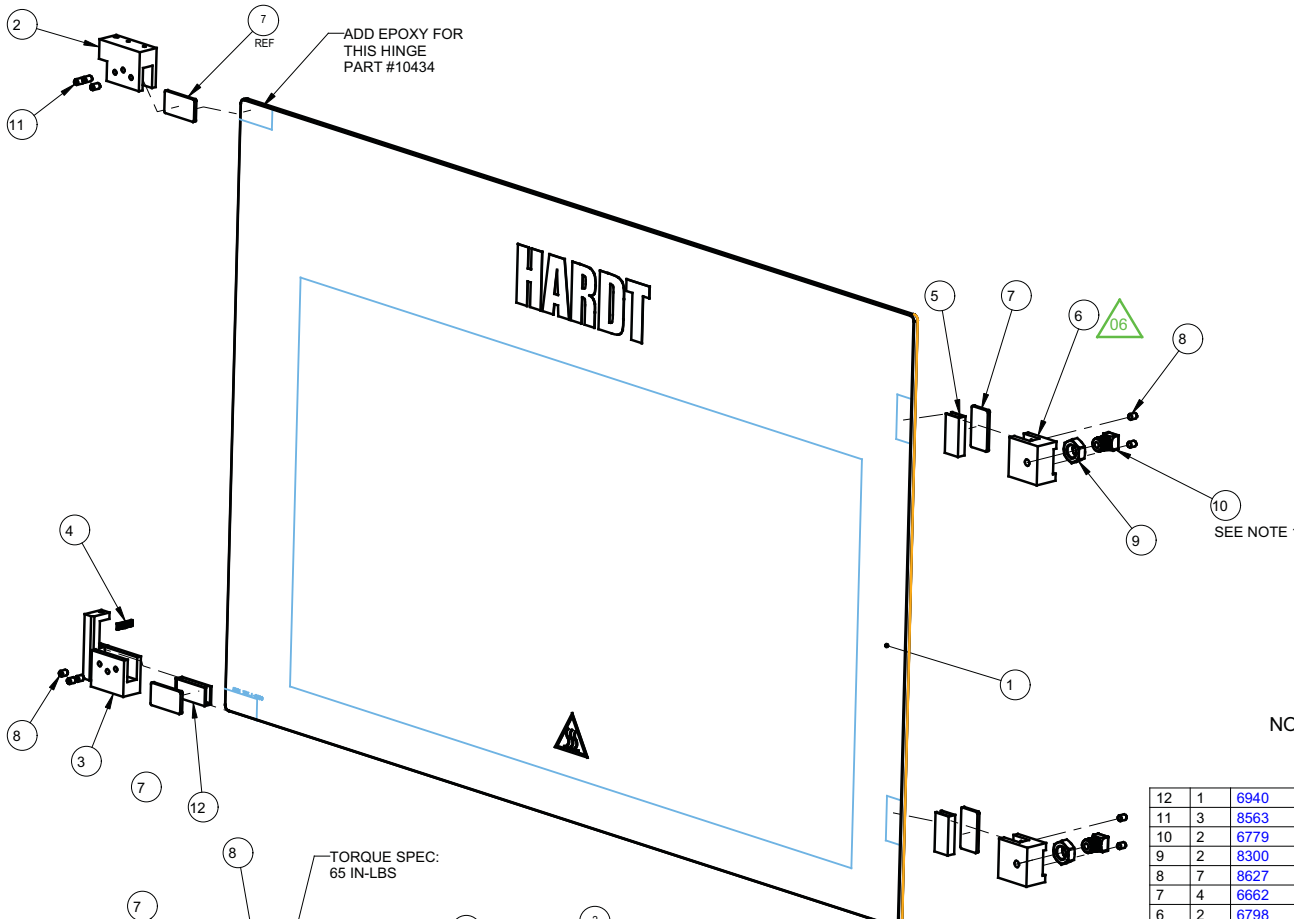
DETAIL A
SCALE 3:8

ITEM	QTY	PART	DRAWING	DESCRIPTION
6	1	5478	99-6570	REV 3 SUPPORT FOR HAMLIN DOOR SENSOR
5	2	8447	-	REV SCREW PHILLIPS C/S S/S#6-32 x 3/8" LONG
4	1	4188	-	REV 0 REED SWITCH
3	1	6761	99-12317	REV 0 STAND OFF, SENSOR
2	1	8493	99-8028	REV 1 INSULATION BOOT
1	1	NA	99-9904	REV 8 SHELL ASSEMBLY, w. INSULATION

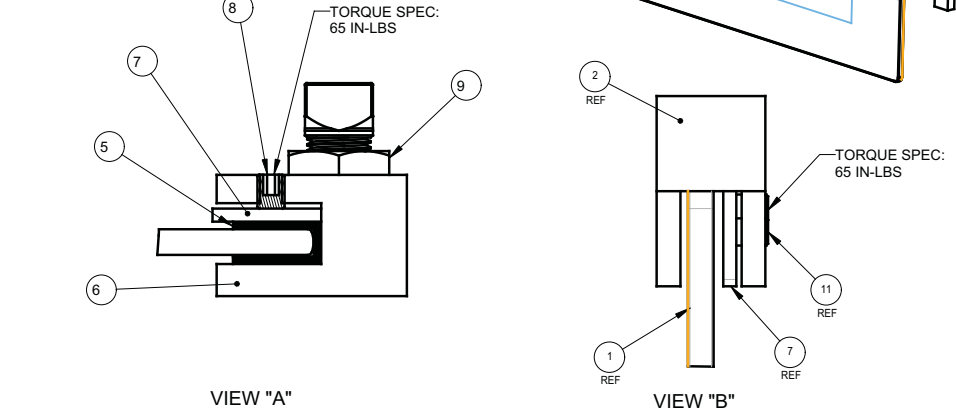
THIRD ANGLE PROJECTION		CATEGORY: INF-3500	WEIGHT (LB): 0.00	PARENT ASSY: -
		MATERIAL: SEE BOM	FINISH: -	
ALL DIMENSIONS ARE IN INCHES		CUT SIZE: -	BEND ALL: -	
UNLESS SPECIFIED OTHERWISE TOLERANCES ARE:		PART NAME: MOUNT, DOOR SENSOR, ASSEMBLED, GEN II		
FRACTIONS: ±1/32		DRAWN BY: R.Hannaby	PART NO.:	DRAWING NO: 99-12417
ANGLE: ±1°		APPROVED BY:		
BLANK: X: ±0.1		DATE: 10 JUL 09	SCALE: 1:32	PAPER SIZE: B SHEET: 1 OF 1
XX: ±0.01		HARDT HARDT EQUIPMENT MANUFACTURING INC. 1756 50 AVE. LACHINE, QUEBEC, CANADA H8T 2V5 TEL: (514) 631-7271 FAX: (514) 631-7172		
XXX: ±0.005				

NOTE:
 * REMOVE ALL BURRS, SHARP EDGES AND CORNERS.
 * UNLESS OTHERWISE SPECIFIED, AFTER-BEND DIMENSIONS ARE:
 - OD (OUTSIDE DIMENSION) FOR 90° BENDS AND MORE.
 - ID (INSIDE DIMENSION) FOR BENDS LESS THAN 90°
 - HAVE A TOLERANCE OF ±0.031

REV	DESCRIPTION	CCR	BY	DATE
02	ITEM 99-12857, 99-12423, 99-10408, 99-10415 REVISED	#2057	RD	02-JUL-14
03	ADDED GASKET 99-15644	#2078	ZL	04-AUG-14
04	ITEMS #8531 REPLACED WITH #8627	#2234	RD	2015-04-29
05	CATEGORY DESCRIPTION IS CHANGE	#2384	MN	2016-01-04
06	REORIENT ITEM 99-12423 TO REFLECT REALITY	#2610	CM	2016-12-14



NOTE: ITEMS #8300 AND #6779-TO BE USED ONLY FOR ALIGNMENT PURPOSES, IF REQUIRED



ITEM	QTY	PART	DRAWING	DESCRIPTION	SERVICE NO
12	1	6940	99-10991	GASKET PYRO-TEX, PRE-CUT	6940
11	3	8563	8563	SET SCREW 1/4" X 3/8"	8563
10	2	6779	99-12207	BUSHING, HANDLE WITH THREAD - SQ. HEAD	6779
9	2	8300	8300	HEX JAM NUT 5/8-18UNF, ZN PL	8300
8	7	8627	8627	SET SCREW 1/4-20X5/16"	8627
7	4	6662	99-10450	PLATE, HINGE	6662
6	2	6798	99-12423	CLAMP, DOOR HANDLE	6798
5	2	6659	99-10997	GASKET PYRO-TEX 1-3/4" X 1-7/8"	6659
4	1	99-15644	99-15644	GASKET, DUAL AXIS	99-15644
3	1	5989	99-10415	HINGE ASSY, BOTTOM, OUTER	5989
2	1	5990	99-10408	HINGE, TOP, OUTER DOOR	5990
1	1	6978	99-12857	GLASS, OUTER, HARDT	6978

ALL DIMENSIONS ARE IN INCHES

UNLESS SPECIFIED OTHERWISE TOLERANCES ARE:
 AUTOMATED PROCESSES
 FEATURE PROFILE DIMENSIONS (UNDER 6 INCHES) ±0.005
 FEATURE PROFILE DIMENSIONS (OVER 6 INCHES) ±0.010
 FEATURE POSITIONING (DISTANCE BETWEEN FEATURES) ±0.010
 FEATURE POSITIONING (DISTANCE FROM MATERIAL EDGE) ±0.010
 FEATURE POSITIONING (DISTANCE FROM BEND) ±0.025
 FLANGE LENGTH (DISTANCE FROM BEND TO MATERIAL EDGE) ±0.015
 FLANGE LENGTH (DISTANCE BETWEEN TWO BENDS) ±0.030

MANUAL PROCESSES
 WELDED FEATURE POSITIONING ±0.030

PART NAME: **DOOR, OUTER GLASS REPLACEMENT, 180DEG**

WHERE USED: **I:NFGC/3500/BLAZE**

MATERIAL: **SEE BOM**

FINISH: **-**

DRAWN BY: **R.DIMITROV** PART NO: **99-14722** DRAWING NO: **99-14722** REV: **06**

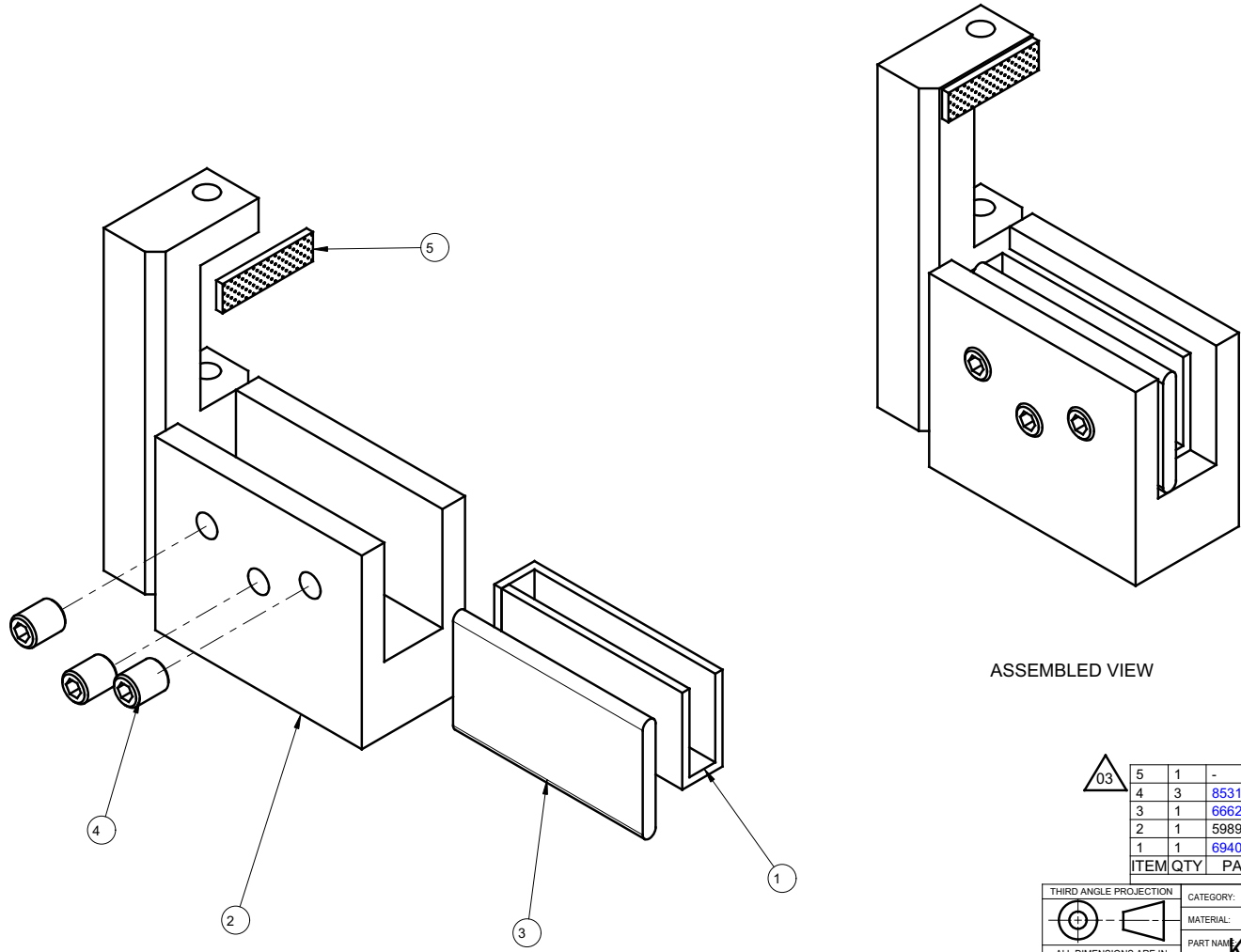
APPROVED BY: **99-14722**

SCALE: **3:16** PAPER SIZE: **B**

SHEET: **1 OF 1**

HARDT
 Responsive, Reliable Solutions

REV	DESCRIPTION	CCR	BY	DATE
0	ORIGINAL RELEASE		MD	03 AUG 09
1	#5816		MD	23 MAR 10
02	DRAWING FORMAT CHANGED, REVIEW THE VIEWS	#2055	RD	03-JUL-14
03	ADDED GASKET 99-15644	#2087	ZL	04-AUG-14

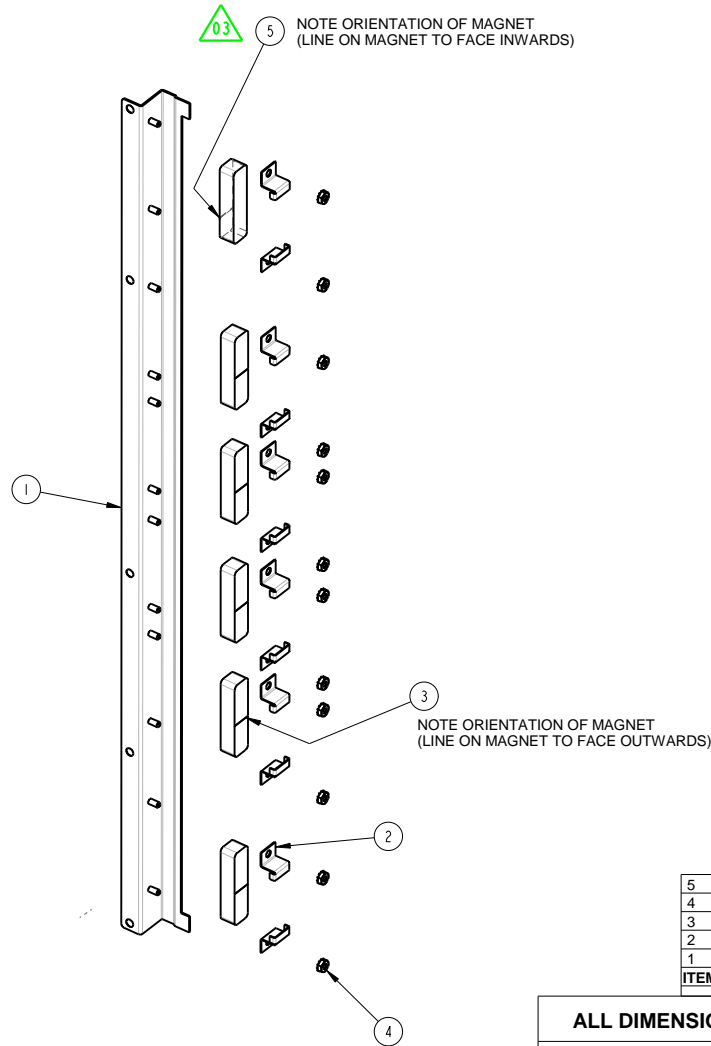


ASSEMBLED VIEW

ITEM	QTY	PART	DRAWING	DESCRIPTION
5	1	-	99-15644	REV 00 GASKET, DUAL AXIS
4	3	8531	-	REV - SET SCREW 1/4"X5/16"
3	1	6662	99-10450	REV 4 PLATE, HINGE
2	1	5989	99-10415	REV 09 HINGE ASS'Y, BOTTOM, OUTER
1	1	6940	99-10991	REV 1 GASKET PYRO-TEX, PRE-CUT

THIRD ANGLE PROJECTION		CATEGORY: BLAZE	WEIGHT (LB): 85.40	PARENT ASSY: 99-11974
		MATERIAL: SEE BOM		
ALL DIMENSIONS ARE IN INCHES UNLESS SPECIFIED OTHERWISE. TOLERANCES ARE: FRACTIONS: ±1/32 ANGLE: ±1° BLANK: .X: ±0.05 .XX: ±0.015 .XXX: ±0.005		PART NAME: KIT, HINGE, DOOR, BOTTOM, OUTER, LEFT DRAWN BY: ZHANBO LI DATE: 03-AUG-09		FINISH: - DRAWING NO: 99-12337 SCALE: 5:4 PAPER SIZE: B SHEET: 1 OF 1
		HARDT HARDT EQUIPMENT MANUFACTURING INC Responsive, Reliable Solutions TEL: (514) 631-7271 FAX: (514) 631-7172		

REV	DESCRIPTION	ECO	BY	DATE
00	ORIGINAL RELEASE	-	NL	28-MAR-11
1	MAGNET ORIENTATION DETAILED, ADDED MAGNET P/N: 6797	1760	PGS	14-MAR-13
02	ITEMS 99-8554, 99-8574 REVISED	#2234 #2242	RD	2015-04-29
03	REVISED LOCATION OF P/N 6797	#2644	ZL	2017-05-05



ITEM	QTY	PART	DRAWING	REV	DESCRIPTION	SERVICE NO
5	1	6797	6797	REV -	MAGNET	6797
4	12	11135	-	REV -	NUT, K-LOCK, S/S, #8-32	11135
3	5	5666	5666	REV -	MAGNET	5666
2	12	6685	99-8574	REV 08	BRACKET, MAGNET 1.95	6685
1	1	6966	99-8554	REV 10	CLADDING, HANDLE, INNER SIDE	6966

ALL DIMENSIONS ARE IN INCHES		PART NAME: ASSEMBLY, INNER SIDE CLADDING - WITH MAGNET	
UNLESS SPECIFIED OTHERWISE TOLERANCES ARE: AUTOMATED PROCESSES		WHERE USED: BLAZE/INF 3500/INF GC/INF 4500	
FEATURE PROFILE DIMENSIONS (UNDER 6 INCHES) ±0.005		MATERIAL: SEE BOM	
FEATURE PROFILE DIMENSIONS (OVER 6 INCHES) ±0.010		FINISH: -	
FEATURE POSITIONING (DISTANCE BETWEEN FEATURES) ±0.010		DRAWN BY: ZHANBO LI PART NO: 99-13212 DRAWING NO: 99-13212 REV: 03	
FEATURE POSITIONING (DISTANCE FROM MATERIAL EDGE) ±0.010		APPROVED BY:	
FEATURE POSITIONING (DISTANCE FROM BEND) ±0.025		SCALE: 1:8 PAPER SIZE: B	
FLANGE LENGTH (DISTANCE FROM BEND TO MATERIAL EDGE) ±0.015		SHEET: 1 OF 1	
FLANGE LENGTH (DISTANCE BETWEEN TWO BENDS) ±0.030			
MANUAL PROCESSES			
WELDED FEATURE POSITIONING ±0.030			

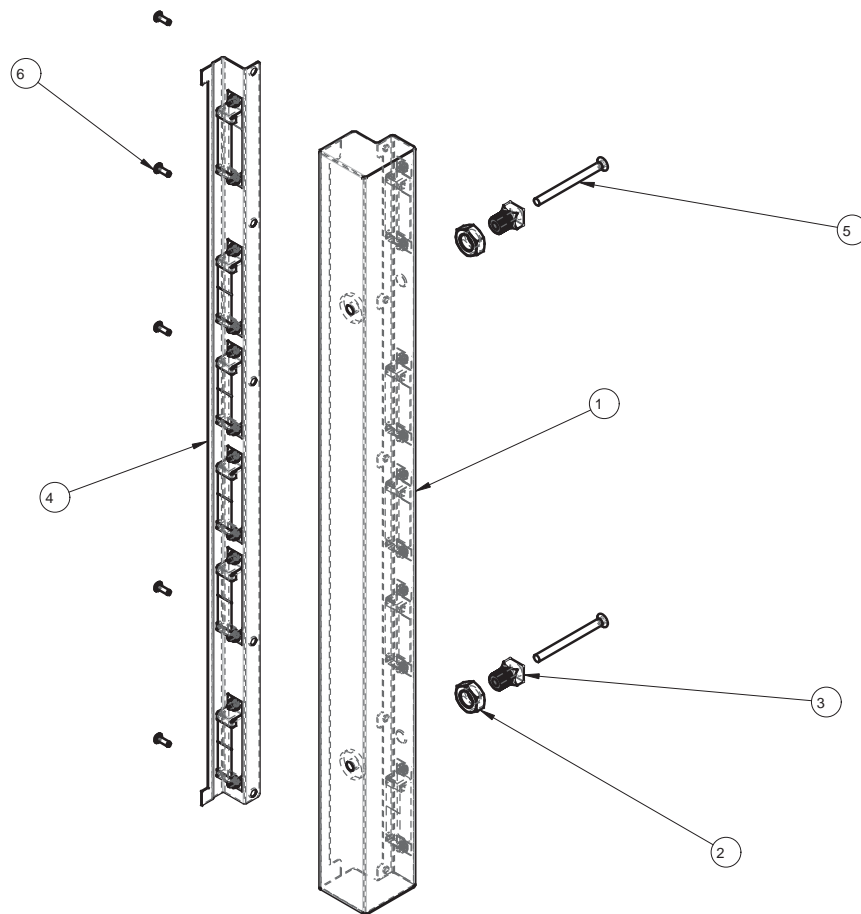
NOTES:

1. NOTE ORIENTATION OF MAGNETS

CLASS: ASSEMBLY MECHANICAL ROTISSERIES

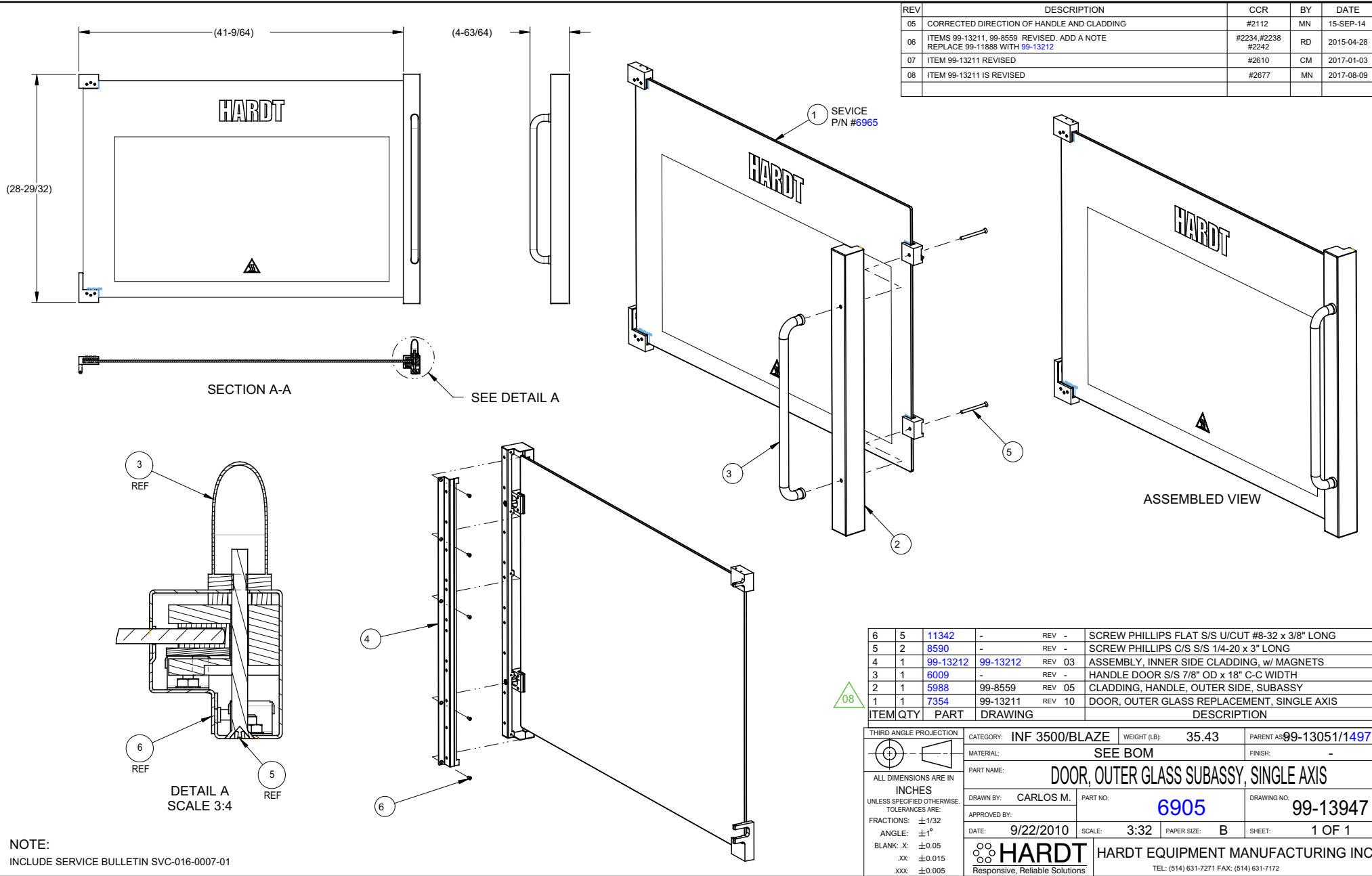
GROUP: INFERNOGC

REV	DESCRIPTION	CCR	BY	DATE
0	ORIGINAL RELEASE		-	-
1	#5364		MD	19 JUN 09
2	#5545		MD	02 OCT 09
3	#5964		NL	01JUL-10
04	REVISED 99-8559, REPLACE 99-11888 WITH 99-13212	#2238	RD	2015-04-30



6	5	8198	0128163	REV -	SCREW PAN PHIL SS 8 -32 X 1/2
5	2	8590	-	REV	SCREW PHILLIPS C/S S/S1/4-20 x 3" LONG
4	1	99-13212	99-13212	REV 02	ASSEMBLY, INNER SIDE CLADDING - WITH MAGNET
3	2	6779	99-12207	REV 2	BUSHING, HANDLE WITH THREAD - SQ. HEAD
2	2	8300		REV	HEX JAM NUT 5/8-18UNF, ZN PL
1	1	5988	99-8559	REV 05	CLADDING, HANDLE, OUTER SIDE, SUBASSY
ITEM	QTY	PART	DRAWING		DESCRIPTION

THIRD ANGLE PROJECTION	CATEGORY: BLAZE	WEIGHT (LB): 35.36	PARENT ASSY: -
	MATERIAL: SEE BOM	FINISH: -	
CUT SIZE:	BEND ALL: -		
ALL DIMENSIONS ARE IN INCHES UNLESS SPECIFIED OTHERWISE TOLERANCES ARE:	PART NAME: KIT, DOOR CLADDING, HANDLE SIDE		
FRACTIONS: ±1/32	DRAWN BY: R.DIMITROV	PART NO: 6683	DRAWING NO: 99-11891
ANGLE: ±1°	APPROVED BY:		
BLANK: .X: ±0.1	DATE: 20-MAR-09	SCALE: 1:4	PAPER SIZE: B SHEET: 1 OF 1
.XX: ±0.01	HARDT EQUIPMENT MANUFACTURING INC.		
.XXX: ±0.005	1756 50 AVE. LACHINE, QUEBEC, CANADA H8T 2V5 TEL: (514) 631-7271 FAX: (514) 631-7172		

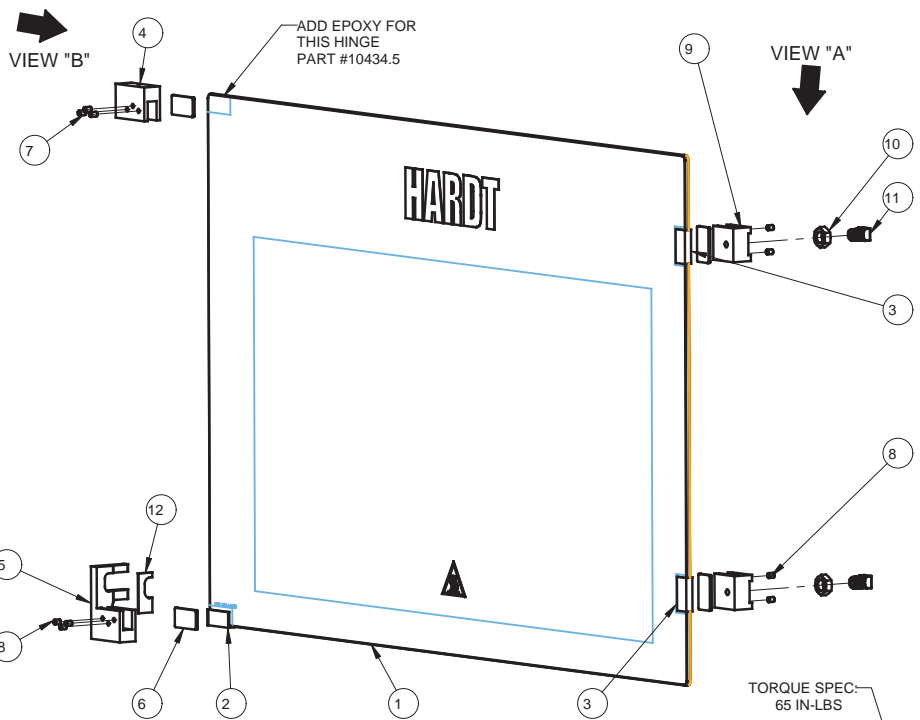


REV	DESCRIPTION	CCR	BY	DATE
05	CORRECTED DIRECTION OF HANDLE AND CLADDING	#2112	MN	15-SEP-14
06	ITEMS 99-13211, 99-8559 REVISED. ADD A NOTE REPLACE 99-11888 WITH 99-13212	#2234, #2238 #2242	RD	2015-04-28
07	ITEM 99-13211 REVISED	#2610	CM	2017-01-03
08	ITEM 99-13211 IS REVISED	#2677	MN	2017-08-09

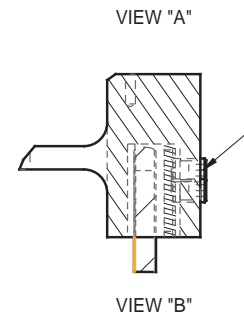
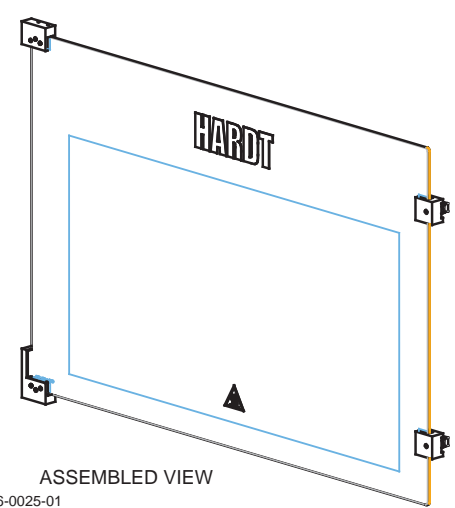
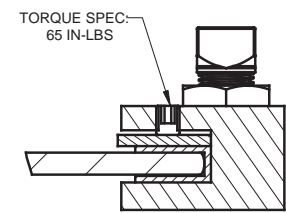
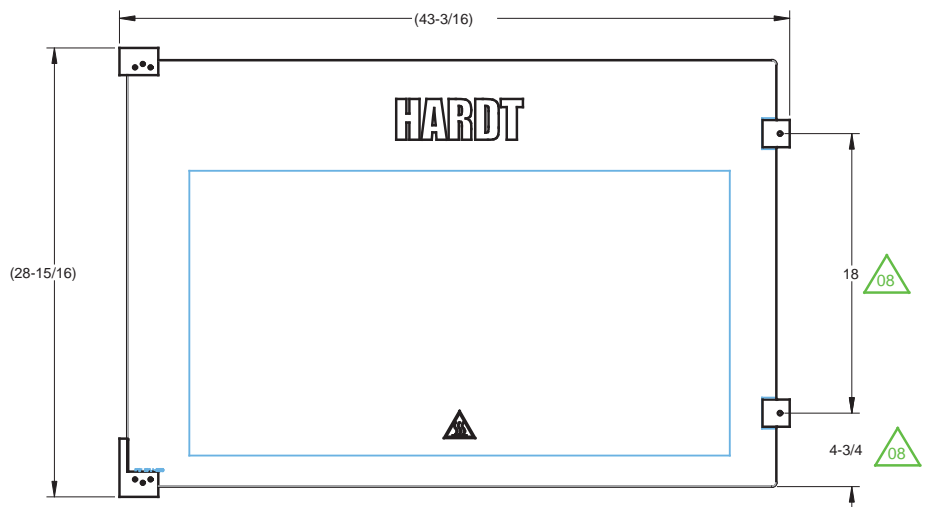
6	5	11342	-	REV -	SCREW PHILLIPS FLAT S/S U/CUT #8-32 x 3/8" LONG
5	2	8590	-	REV -	SCREW PHILLIPS C/S S/S 1/4-20 x 3" LONG
4	1	99-13212	99-13212	REV 03	ASSEMBLY, INNER SIDE CLADDING, w/ MAGNETS
3	1	6009	-	REV -	HANDLE DOOR S/S 7/8" OD x 18" C-C WIDTH
2	1	5988	99-8559	REV 05	CLADDING, HANDLE, OUTER SIDE, SUBASSY
1	1	7354	99-13211	REV 10	DOOR, OUTER GLASS REPLACEMENT, SINGLE AXIS

ITEM	QTY	PART	DRAWING	DESCRIPTION
THIRD ANGLE PROJECTION				
CATEGORY: INF 3500/BLAZE		WEIGHT (LB): 35.43	PARENT ASS: 99-13051/1497	
MATERIAL: SEE BOM		FINISH: -		
PART NAME: DOOR, OUTER GLASS SUBASSY, SINGLE AXIS				
DRAWN BY: CARLOS M.		PART NO: 6905	DRAWING NO: 99-13947	
APPROVED BY:		DATE: 9/22/2010		
SCALE: 3:32		PAPER SIZE: B	SHEET: 1 OF 1	
 HARDT Responsive, Reliable Solutions		HARDT EQUIPMENT MANUFACTURING INC TEL: (514) 631-7271 FAX: (514) 631-7172		

NOTE:
INCLUDE SERVICE BULLETIN SVC-016-0007-01



REV	DESCRIPTION	CCR	BY	DATE
4	UPDATE SET SCREW: PART #8627 WAS PART #8531	#1800	MN	07-MAY-13
05	ADDED GASKET (99-14472) REVISED 99-12857, 99-13021, 99-13022, 99-12423	#2078	ZL	21-JUL-14
06	ITEM 99-13022 REVISED, ADD A NOTE AND VIEW	#2234	RD	2015-04-28
07	ADD NOTE FOR SERVICE BULLETIN SVC-016-0025-01	#2438	MN	2016-02-09
08	REORIENT ITEM 99-12423 TO REFLECT REALITY DIMENSIONS REVISED	#2610	CM	2016-12-12



ITEM	QTY	PART	DRAWING	DESCRIPTION	SERVICE NO
12	1	99-14472	99-14472	REV 02 GASKET	99-14472
11	2	6779	99-12207	REV 03 BUSHING, HANDLE WITH THREAD - SQ. HEAD	6779
10	2	8300	-	REV - HEX JAM NUT 5/8-18UNF, ZN PL	8300
9	2	6798	99-12423	REV 4 CLAMP, DOOR HANDLE	6798
8	7	8627	-	REV - SET SCREW 1/4-20X5/16"	8627
7	3	8563	-	REV - SET SCREW 1/4" X 3/8"	8563
6	4	6662	99-10450	REV 05 PLATE, HINGE	6662
5	1	6900	99-13021	REV 6 HINGE, BOTTOM, OUTER	6900
4	1	6901	99-13022	REV 08 HINGE, TOP, OUTER	6901
3	2	6659	99-10997	REV 02 GASKET PYRO-TEX 1-3/4" X 1-7/8"	6659
2	1	6940	99-10991	REV 01 GASKET PYRO-TEX, PRE-CUT	6940
1	1	6978	99-12857	REV 03 GLASS, OUTER, HARDT	6978

PART NAME: **DOOR, OUTER GLASS REPLACEMENT, SINGLE AXIS**

WHERE USED: **INF-GC**

MATERIAL: **SEE BOM**

FINISH: **-**

DRAWN BY: **R.DIMITROV** PART NO: **7354** DRAWING NO: **99-13211** REV: **08**

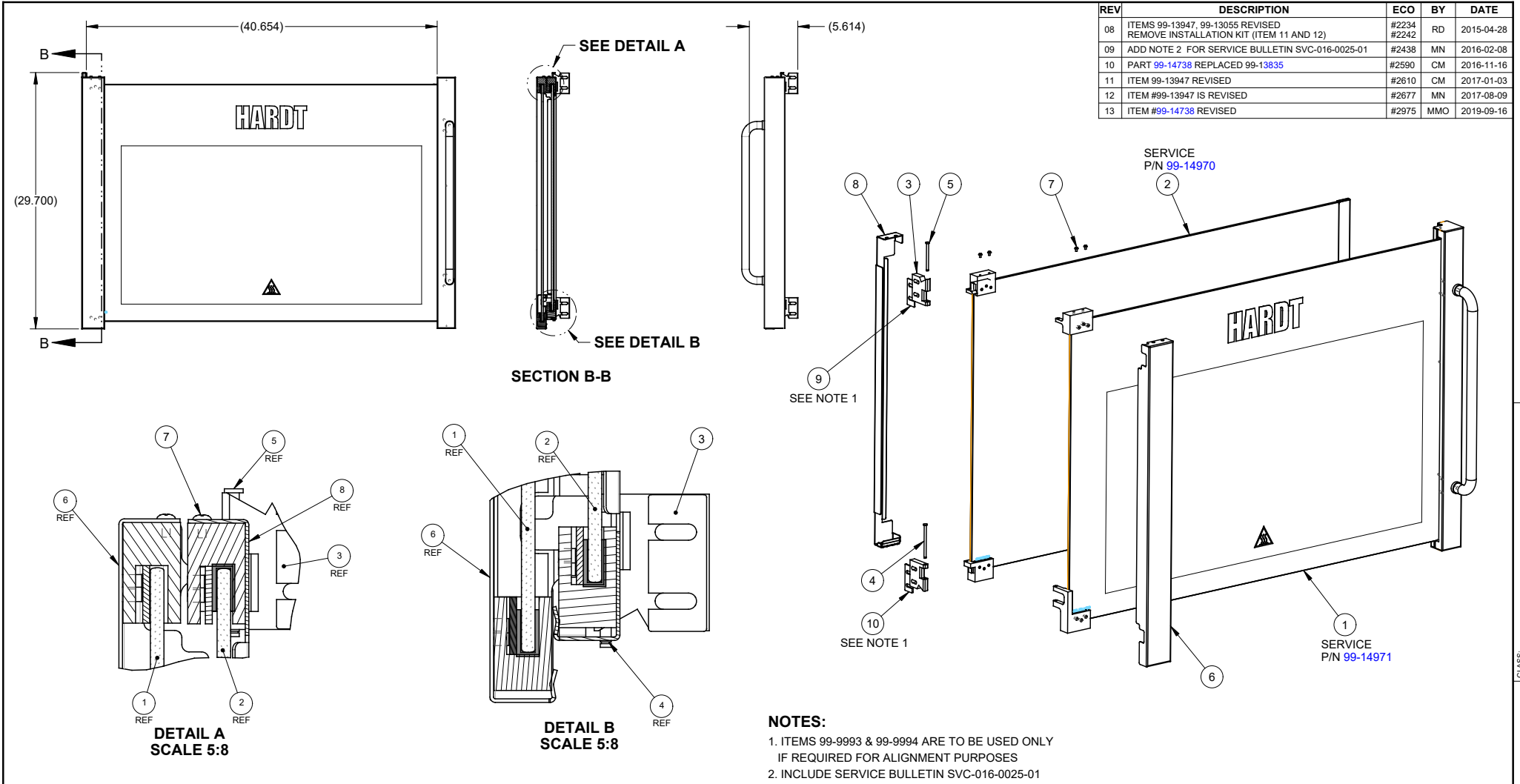
APPROVED BY: _____

SCALE: **5:32** PAPER SIZE: **B**

SHEET: **1 OF 1**

HARDT
Responsive, Reliable Solutions

NOTE:
INCLUDE SERVICE BULLETIN SVC-016-0025-01



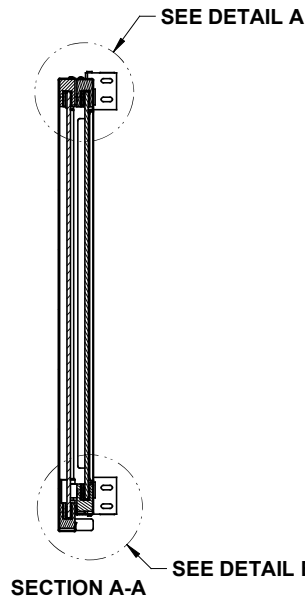
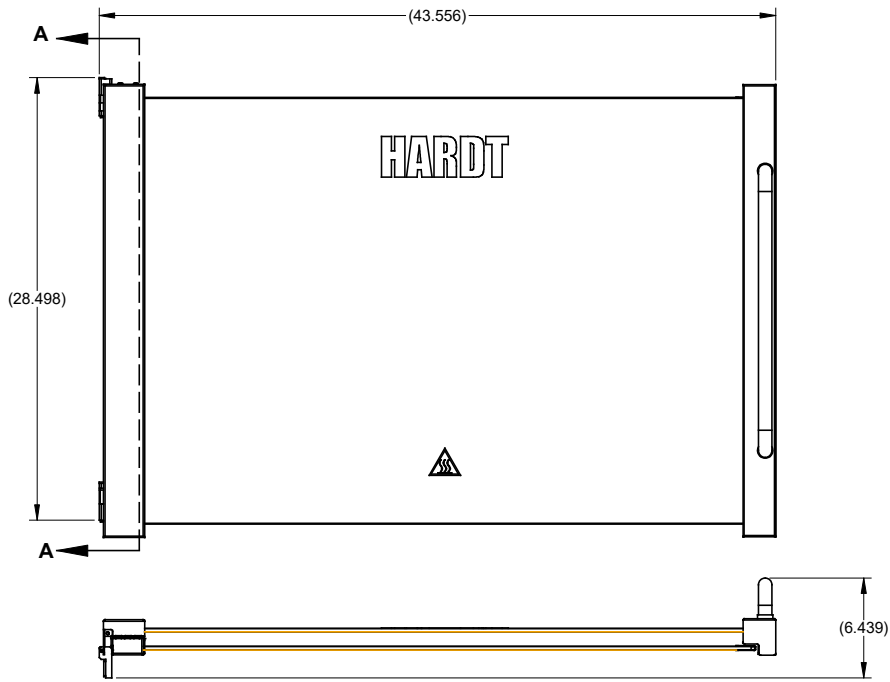
REV	DESCRIPTION	ECO	BY	DATE
08	ITEMS 99-13947, 99-13055 REVISED REMOVE INSTALLATION KIT (ITEM 11 AND 12)	#2234 #2242	RD	2015-04-28
09	ADD NOTE 2 FOR SERVICE BULLETIN SVC-016-0025-01	#2438	MN	2016-02-08
10	PART 99-14738 REPLACED 99-13835	#2590	CM	2016-11-16
11	ITEM 99-13947 REVISED	#2610	CM	2017-01-03
12	ITEM #99-13947 IS REVISED	#2677	MN	2017-08-09
13	ITEM #99-14738 REVISED	#2975	MMO	2019-09-16

10	1	5967	99-9993	REV 03	SHIM .125 THK, DOOR HINGE
9	1	6774	99-9994	REV 03	SHIM .063 THK, DOOR HINGE
8	1	6982	99-13836	REV 02	CLADDING, INNER DOOR, SINGLE AXIS HINGE
7	4	8533	-	REV -	MACH. SCREW 6-32 x .250 SS PHILLIPS TRUSS HEAD
6	1	99-14738	99-14738	REV 03	CLADDING, OUTER GLASS
5	1	5972	-	REV -	CLEVIS PIN S/S 3/16 x 2-1/2
4	1	5970	-	REV -	CLEVIS PIN S/S 3/16 x3"
3	2	6016	99-10358	REV 12	HINGE, CHASSIS
2	1	6904.TEC	99-13055	REV 06	DOOR, INNER GLASS SUBASSY, SINGLE AXIS
1	1	6905	99-13947	REV 08	DOOR, OUTER GLASS SUBASSY, SINGLE AXIS
ITEMQTY	PART	DRAWING	DESCRIPTION		

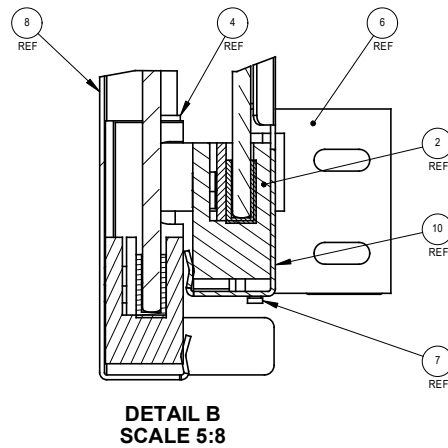
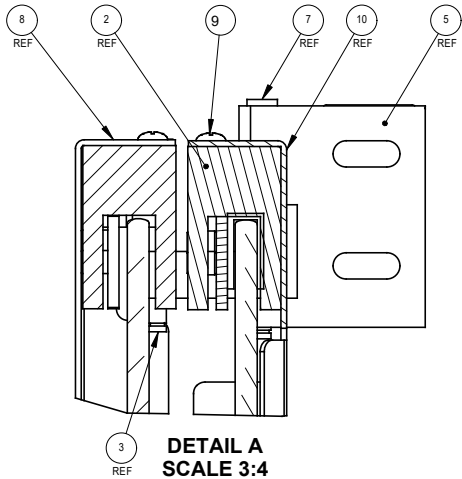
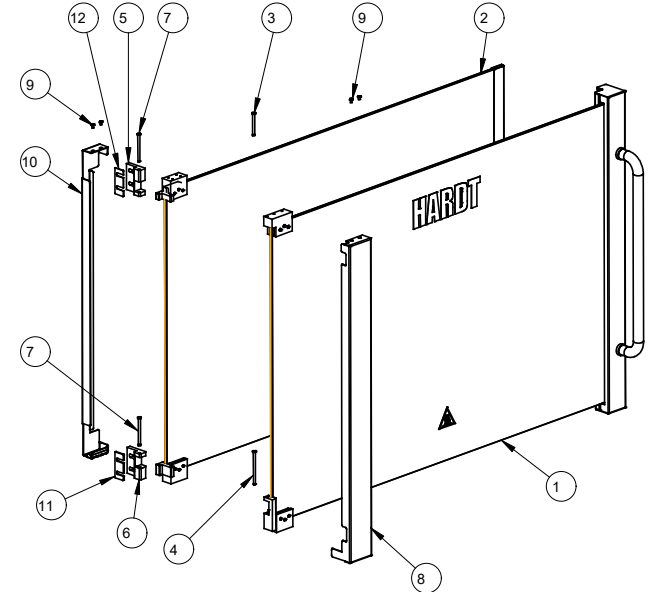
13

- NOTES:**
- ITEMS 99-9993 & 99-9994 ARE TO BE USED ONLY IF REQUIRED FOR ALIGNMENT PURPOSES
 - INCLUDE SERVICE BULLETIN SVC-016-0025-01

ALL DIMENSIONS ARE IN INCHES		PART NAME: DOOR, INF3500/BLAZE, COMP. ASSY, SINGLE AXIS	
		WHERE USED: INF-3500, BLAZE	
		MATERIAL: SEE BOM	
		FINISH: -	
DRAWN BY: MIKHAIL O.		PART NO: 6907	DRAWING NO: 99-13051
APPROVED BY:			REV: 13
SCALE: 3:32		PAPER SIZE: B	 Responsive, Reliable Solutions
SHEET: 1 OF 1			



REV	DESCRIPTION	ECO	BY	DATE
06	REPLACE OUTER GLASS ASSY #99-10900 BY #99-14723 OUTER GLASS SERVICE P/N 99-16052 REPLACE BY #99-16053	#2384	MN	2016-01-04
07	DOOR OUTER GLASS SERVICE PN CHANGE TO #99-16052	-	MN	2016-02-01
08	ITEM 99-14723 REPLACED BY 99-10900 OUTER GLASS SERVICE P/N 99-16053 REPLACED BY 99-16052	#2610	CM	2017-01-03
09	CHANGED MAIN P/N FROM 5932.180 TO 99-12707	-	CM	2018-08-17

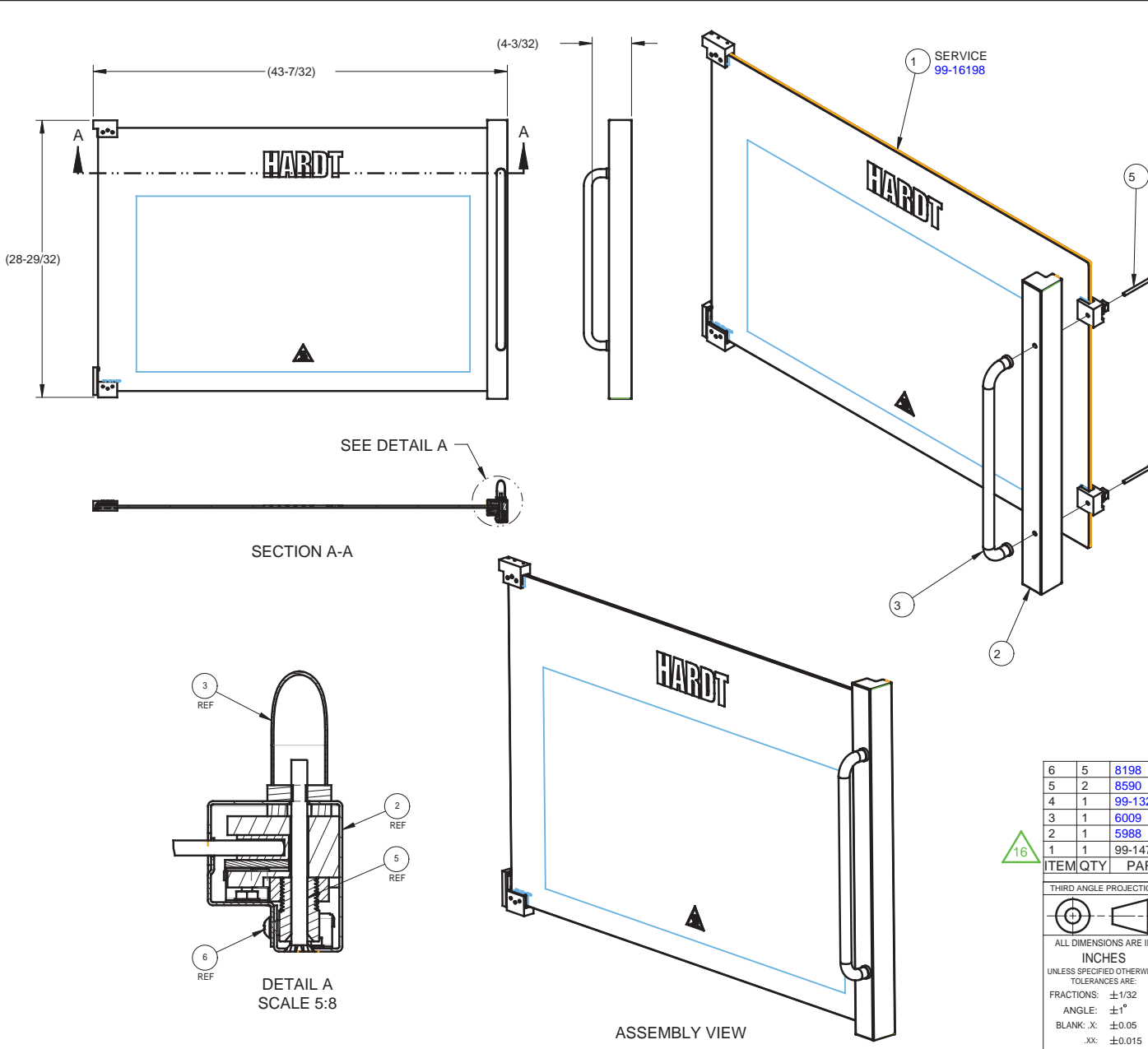


NOTES:
1) ITEMS 99-9993 & 99-9994 ARE TO BE USED ONLY IF REQUIRED FOR ALIGNMENT PURPOSES

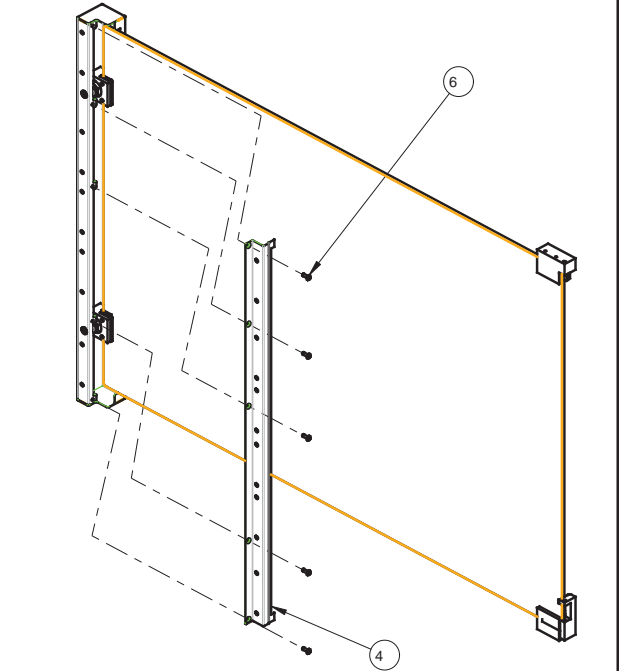
12	1	6774	99-9994	REV 03	SHIM .063 THK. DOOR HINGE	6774
11	1	5967	99-9993	REV 03	SHIM .125 THK. DOOR HINGE	5967
10	1	6982	99-13836	REV 02	CLADDING, INNER DOOR, SINGLE AXIS HINGE	6982
9	4	8533	-	REV -	MACH. SCREW 6-32 x .250 SS PHILLIPS TRUSS HEAD	8533
8	1	6715	99-10394	REV 10	CLADDING, OUTER GLASS	6715
7	2	5972	-	REV -	CLEVIS PIN S/S 3/16 x 2-1/2	5972
6	1	6748	99-11909	REV 03	HINGE, BOTTOM, CHASSIS	6748
5	1	6746	99-11908	REV 03	HINGE, TOP, CHASSIS	6746
4	1	5970	-	REV -	CLEVIS PIN S/S 3/16 x3"	5970
3	1	5969	-	REV -	CLEVIS PIN S/S 3/16 x2"	5969
2	1	6713.180.TEC	99-12385	REV 06	DOOR, INNER GLASS SUBASSY, 180 DEG HINGES	99-16057
1	1	6712	99-10900	REV 16	DOOR, INF 3500, OUTER GLASS, ASS'Y	99-16052

ALL DIMENSIONS ARE IN INCHES

PART NAME:		ASS'Y, DOOR, 180 DEG	
WHERE USED:		INF-3500/ INF-2500/ BLAZE	
MATERIAL:		SEE BOM	
FINISH:		-	
DRAWN BY: CARLOS M.	PART NO:	99-12707	DRAWING NO: 99-12707
APPROVED BY:			REV 09
SCALE: 1:8	PAPER SIZE: B	 Responsive, Reliable Solutions	
SHEET: 1 OF 1			



REV	DESCRIPTION	CCR	BY	DATE
11	REVISED 99-12466	#2121	ZL	24-SEP-14
12	REPLACE 99-11888 for 99-13212	#2181	MN	11-FEB-15
13	ITEMS 99-8559, 99-13212 REVISED	#2234 #2242	RD	2015-04-29
14	NOTE-SERVICE DRAWING ADDED		RD	2015-07-09
15	REPLACE ITEM 99-99-12466 BY #99-14722	#2384	MN	2016-01-04
16	ITEM 99-14722 REVISED	#2610	CM	2017-01-03

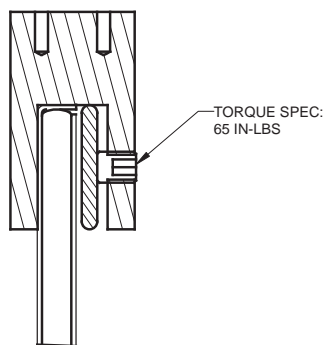
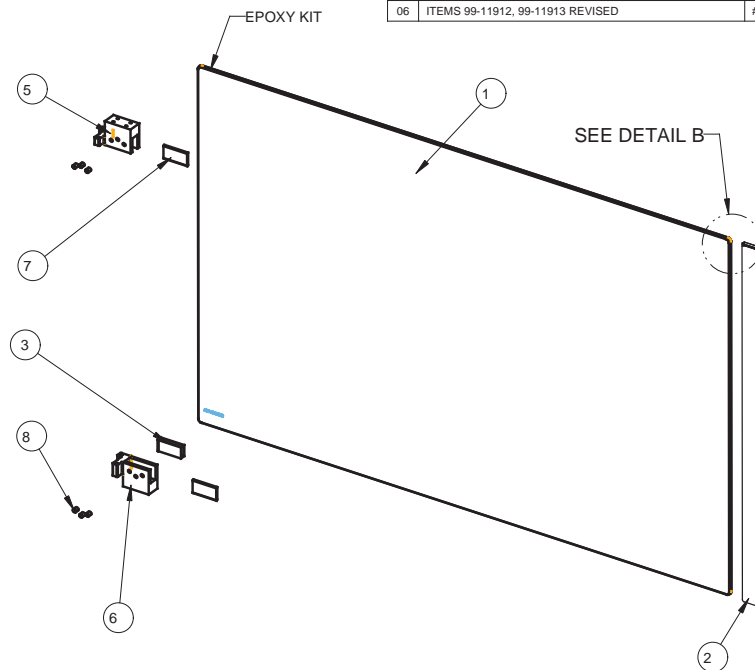

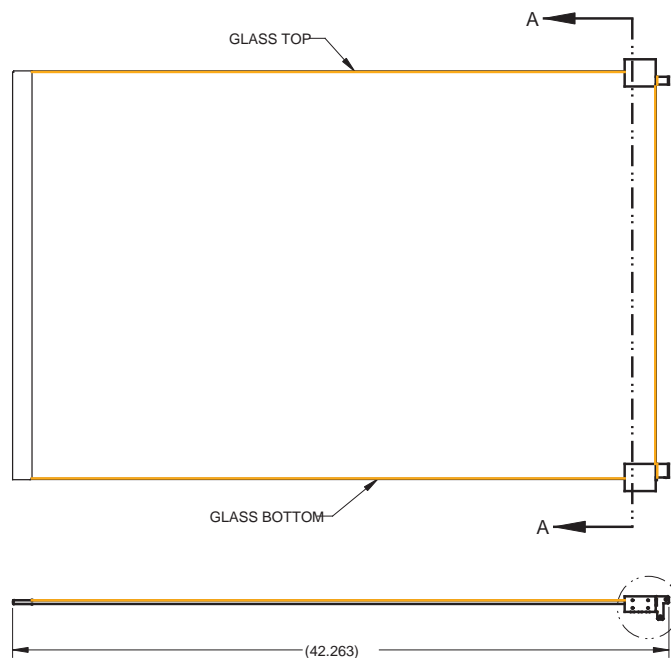


6	5	8198	0128163	REV -	SCREW PAN PHIL SS 8 -32 X 1/2
5	2	8590	-	REV	SCREW PHILLIPS C/S S/S1/4-20 x 3" LONG
4	1	99-13212	99-13212	REV 02	ASSEMBLY, INNER SIDE CLADDING - WITH MAGNET
3	1	6009	-	REV -	HANDLE S/S 7/8 x18"
2	1	5988	99-8559	REV 05	CLADDING, HANDLE, OUTER SIDE, SUBASSY
1	1	99-14722	99-14722	REV 06	DOOR, OUTER GLASS REPLACEMENT, 180DEG

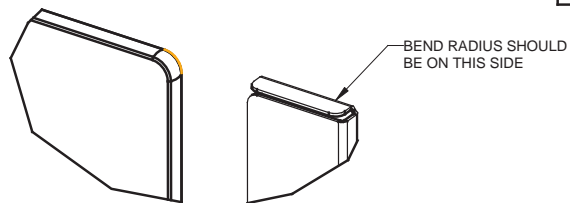
ITEM	QTY	PART	DRAWING	DESCRIPTION
THIRD ANGLE PROJECTION				
CATEGORY:		INF-3500/BLAZE	WEIGHT (LB):	34.96
MATERIAL:		SEE BOM		PARENT ASSY:
PART NAME:		DOOR, INF 3500, OUTER GLASS, ASS'Y		
DRAWN BY:		CARLOS M.	PART NO:	6712
APPROVED BY:				DRAWING NO:
DATE:		12-SEP-08	SCALE:	3:32
		PAPER SIZE:	B	SHEET:
				1 OF 1
		HARDT HARDT EQUIPMENT MANUFACTURING INC Responsive, Reliable Solutions TEL: (514) 631-7271 FAX: (514) 631-7172		

THE INFORMATION CONTAINED HEREIN IS THE PROPERTY OF HARDT EQUIPMENT MANUFACTURING INC. ANY REPRODUCTION, DISCLOSURE OR USE THEREOF IS PERMITTED ONLY AS PROVIDED BY CONTRACT, OR AS AUTHORIZED IN WRITING BY HARDT EQUIPMENT MANUFACTURING INC.

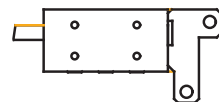
REV	DESCRIPTION	CCR	BY	DATE
0	ORIGINAL RELEASE		MD	12 JAN 10
1	#5702		MD	04 FEB 10
2	#6116		NL	13-OCT-10
3	#6136		ZL	04-NOV-10
4	#6149		ZL	16-NOV-10
5	#7009		KR	02-APR-12
06	ITEMS 99-11912, 99-11913 REVISED	#2234	RD	2015-04-29



DETAIL A
SCALE 1:1



DETAIL B
SCALE 3:4



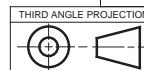
DETAIL C
SCALE 1:2

8	6	8531	-	REV -	SET SCREW 1/4"X5/16"
7	2	6662	99-10450	REV 4	PLATE, HINGE
6	1	6750	99-11913	REV 04	HINGE ASS'Y, BOTTOM, INNER
5	1	6749	99-11912	REV 04	HINGE ASS'Y, TOP, INNER
4	1	10421		REV	RTV SILICONE (HI TEMPERATURE)
3	1	6940	99-10991	REV 1	GASKET PYRO-TEX , PRE-CUT
2	1	5968	99-8552	REV 7	TRIM, MAGNETIC, INNER GLASS
1	1	6723.TEC	99-11973	REV 08	GLASS, INNER

ITEM	QTY	PART	DRAWING	DESCRIPTION
THIRD ANGLE PROJECTION				
CATEGORY:		INF-3500	WEIGHT (LB):	26.40
MATERIAL:		SEE BOM		PARENT ASSY:
CUT SIZE:				FINISH:
PART NAME:		DOOR, INNER GLASS SUBASSY, 180 DEG HINGES		
DRAWN BY:		R.DIMITROV	PART NO:	6713.180.TEC
APPROVED BY:			DRAWING NO:	99-12385
DATE:		12 JAN 10	SCALE:	1:8
			PAPER SIZE:	B
			SHEET:	1 OF 1
HARDT EQUIPMENT MANUFACTURING INC. 1756 50 AVE. LACHINE, QUEBEC, CANADA H8T 2V5 TEL: (514) 631-7271 FAX: (514) 631-7172				

FEATURE MARKED ARE
CRITICAL TO QUALITY

- FIT AND FUNCTION
- APPEARANCE

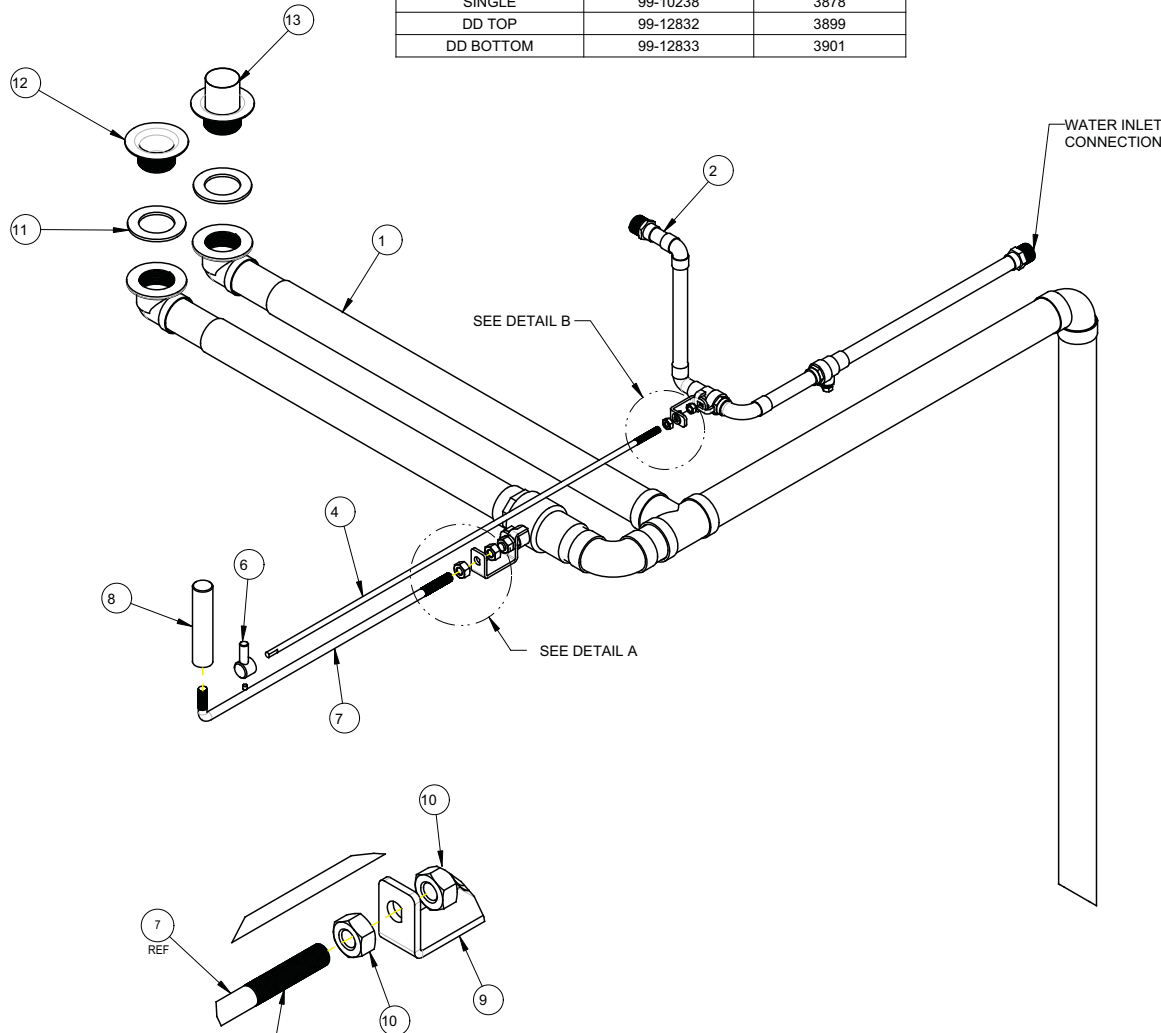


ALL DIMENSIONS ARE IN
INCHES
UNLESS SPECIFIED OTHERWISE.
TOLERANCES ARE:
FRACTIONS: ±1/32
ANGLE: ±1°
BLANK .X: ±0.1
.XX: ±0.01
.XXX: ±0.005

THINK SAFETY - REMOVE ALL BURRS, SHARP EDGES AND CORNERS

PROJ MODEL 99-8900_FULL_ASSY/ASSEM / FILE NAME 99-10230

APPLICATION NAME	DRAWING NUMBER	PART NUMBER
SINGLE	99-10238	3878
DD TOP	99-12832	3899
DD BOTTOM	99-12833	3901



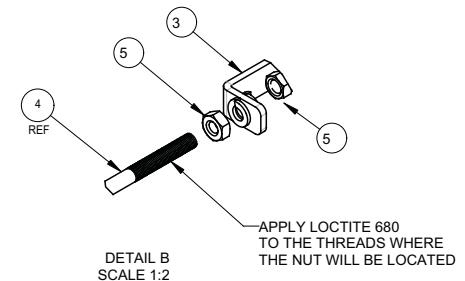
APPLY LOCTITE 680 TO THE THREADS WHERE THE NUT WILL BE LOCATED

DETAIL A SCALE 1:2

NOTE:

- * REMOVE ALL BURRS, SHARP EDGES AND CORNERS.
- * UNLESS OTHERWISE SPECIFIED, AFTER-BEND DIMENSIONS ARE:
 - OD (OUTSIDE DIMENSION) FOR 90° BENDS AND MORE.
 - ID (INSIDE DIMENSION) FOR BENDS LESS THAN 90°
- HAVE A TOLERANCE OF ± 0.031

REV	DESCRIPTION	ECO	BY	DATE
0	ORIGINAL RELEASE		IP	12-MAR-08
1	#3799		IP	13-MAR-08
2	#4638		NL	09-DEC-08
3	#5860		MD	06-MAY-10
4	#7275		RD	15-AUG-12
05	- ITEM #3902 IS REVISED - LOCTITE 680 APPLICATION TO NUT ON MANUAL VALVES	#1886	MN	20-JAN-14
06	REPLACED P/N 6652 WITH 6634.METAL	#2584	ZL	2016-10-24

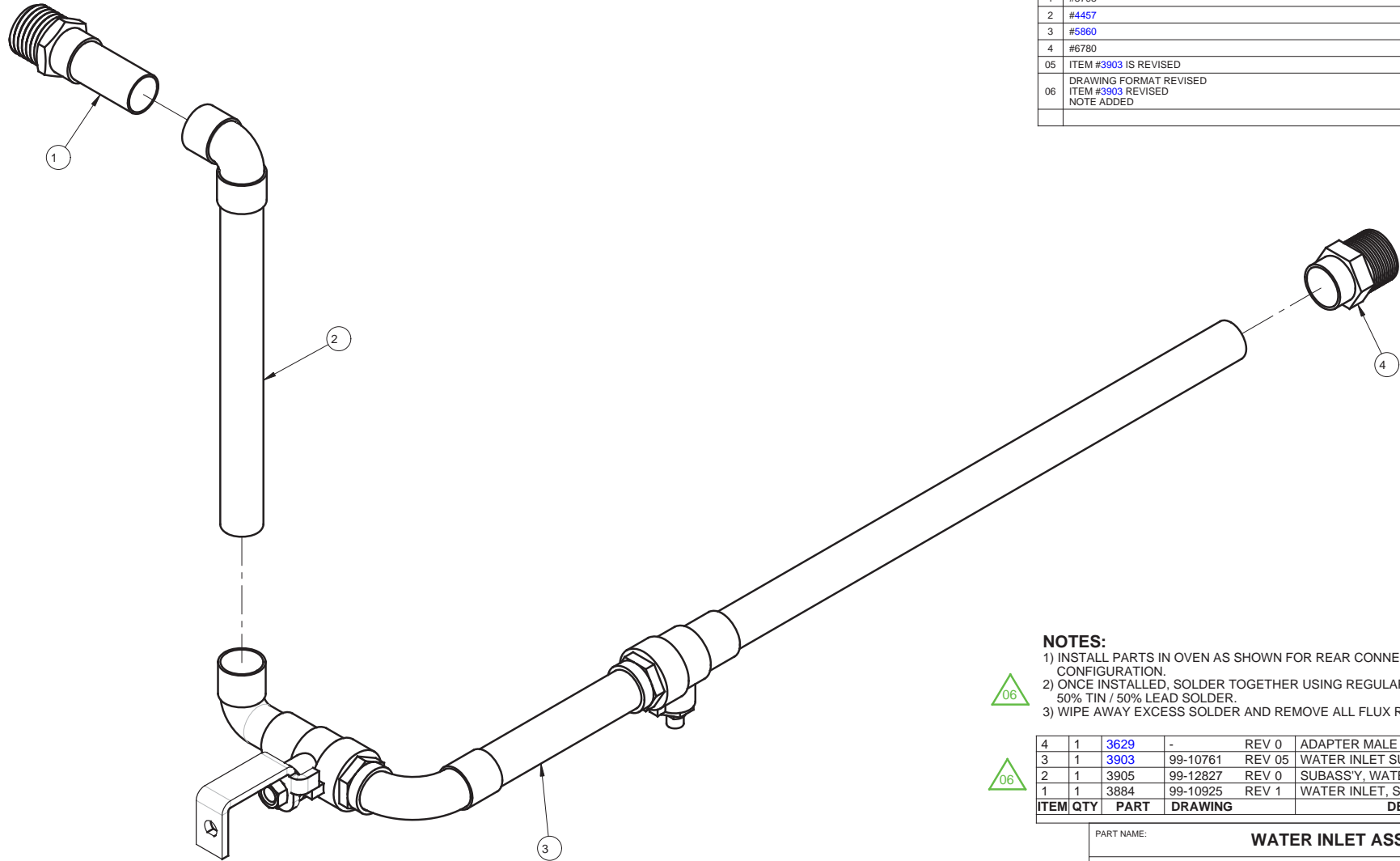


13	1	3865	-	REV -	DRAIN OPVERFLOW CHROME (W/STRAINER) 1-1/2"
12	1	3617	-	REV -	DRAIN STRAINER, 1-3/8"
11	2	3732	99-3125	REV	GASKET, FOR DRAIN, FOAM SILICONE
10	3	8285	-	REV -	HEX NUT 3/8-16, S/S
9	1	6648	99-10759	REV 04	BRACKET, EXT. BAR ASSY, WATER DRAIN VALVE
8	1	6656	99-10473	REV 01	HANDLE, DRAIN VALVE, S/S
7	1	6649	99-10452	REV 2	STEM, EXT. BAR ASSY, WATER DRAIN VALVE, BLAZE
6	1	6634.METAL	99-10831	REV 0	KNOB, WATER VALVE, CASTED
5	2	8378	-	REV -	HEX NUT 1/4-20, S/S
4	1	6651	99-8539	REV 4	STEM, EXT. BAR ASSY, WATER INLET VALVE, BLAZE
3	1	6634.BRACKET	99-8302	REV 06	BRACKET, EXT. BAR ASSY, WATER INLET VALVE
2	1	3902	99-10239	REV 06	WATER INLET SUB-ASS'Y AT REAR
1	1	99-10238	99-10238	REV 03	DRAIN, Ø1 1/2, SINGLE, TO FLOOR
ITEM	QTY	PART	DRAWING	DESCRIPTION	

05

THIRD ANGLE PROJECTION		CATEGORY:	BLAZE / I3500	WEIGHT (LB):	1099.54	PARENT ASSY:	-	
		MATERIAL:	SEE BOM				FINISH:	-
ALL DIMENSIONS ARE IN INCHES		CUT SIZE:					BEND ALL:	-
UNLESS SPECIFIED OTHERWISE TOLERANCES ARE:		PART NAME:	PLUMBING, ASS'Y, BLAZE					
FRACTIONS:	$\pm 1/32$	DRAWN BY:	MEISSA N.	PART NO:	3874	DRAWING NO:	99-10230	
ANGLE:	$\pm 1^\circ$	APPROVED BY:						
BLANK: X:	± 0.1	DATE:	12 MAR 08	SCALE:	3:16	PAPER SIZE:	B	
XX:	± 0.01	SHEET:	1 OF 1					
XXX:	± 0.005	HARDT EQUIPMENT MANUFACTURING INC. 1756 50 AVE. LACHINE, QUEBEC, CANADA H8T 2V5 TEL: (514) 631-7271 FAX: (514) 631-7172						

REV	DESCRIPTION	ECO	BY	DATE
0	ORIGINAL RELEASE		IP	16-OCT-07
1	#3798		IP	13-MAR-08
2	#4457		NL	26-SEP-08
3	#5860		MD	06 MAY 10
4	#6780		ZL	03-JAN-12
05	ITEM #3903 IS REVISED	#1886	MN	20-JAN-14
06	DRAWING FORMAT REVISED ITEM #3903 REVISED NOTE ADDED		CM	2017-04-10



NOTES:

- 1) INSTALL PARTS IN OVEN AS SHOWN FOR REAR CONNECTION CONFIGURATION.
- 2) ONCE INSTALLED, SOLDER TOGETHER USING REGULAR 50% TIN / 50% LEAD SOLDER.
- 3) WIPE AWAY EXCESS SOLDER AND REMOVE ALL FLUX RESIDUE



4	1	3629	-	REV 0	ADAPTER MALE 1/2" X 1/2" MNPT
3	1	3903	99-10761	REV 05	WATER INLET SUB-ASSEMBLY, LOWER
2	1	3905	99-12827	REV 0	SUBASS'Y, WATER INLET, MIDDLE, C. TOP
1	1	3884	99-10925	REV 1	WATER INLET, SUB-ASS'Y, UPPER, C. TOP
ITEM	QTY	PART	DRAWING		DESCRIPTION

PART NAME:		WATER INLET ASSEMBLY			
WHERE USED:		BLAZE			
MATERIAL:		SEE BOM			
FINISH:		-			
DRAWN BY:	CARLOS M.	PART NO.:	3902	DRAWING NO.:	99-10239
APPROVED BY:				REV:	06
		SCALE:	11:16	PAPER SIZE:	B
		SHEET:	1 OF 1		
		HARDT Responsive, Reliable Solutions			

CLASS: PLUMBING

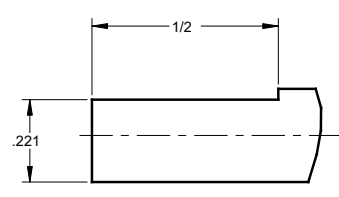
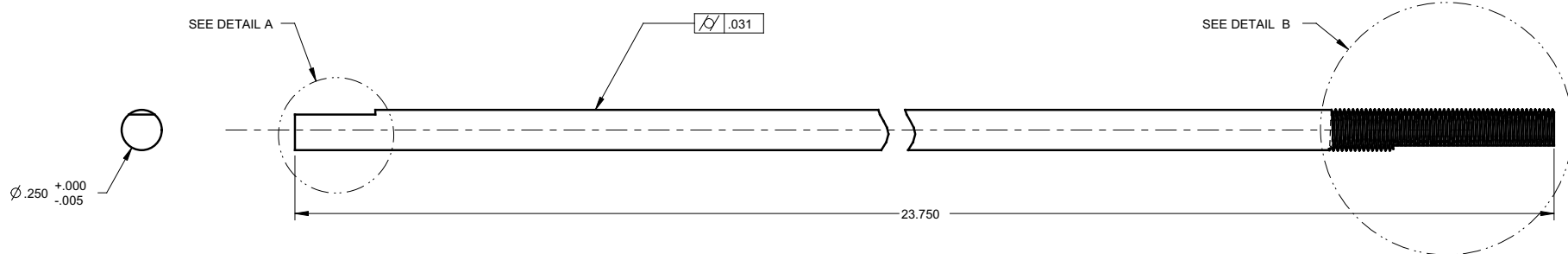
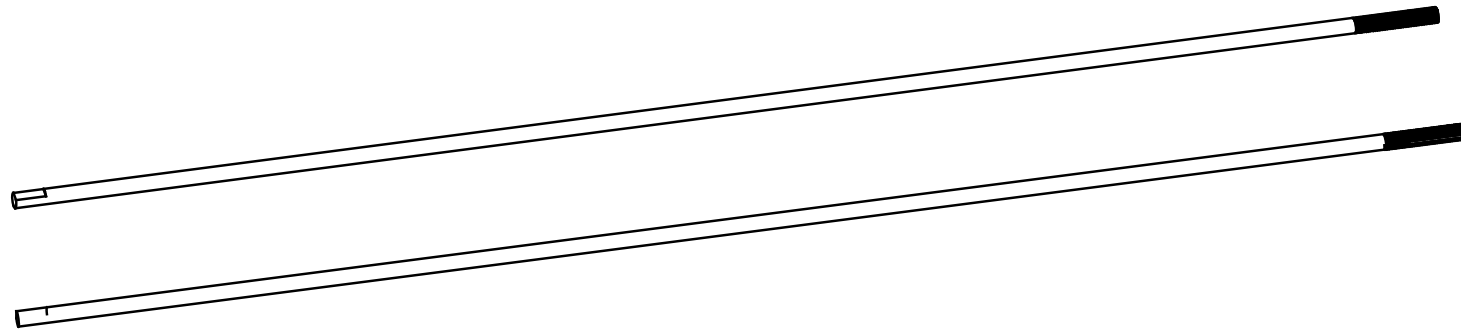
GROUP: BLAZE

THINK SAFETY - REMOVE ALL BURRS, SHARP EDGES AND CORNERS

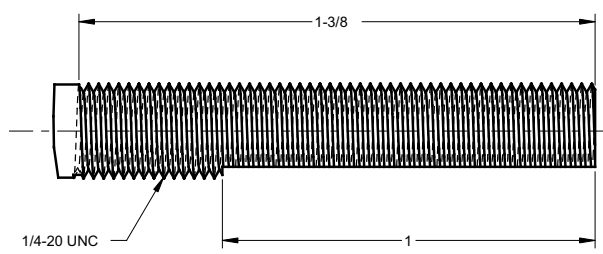
2

1

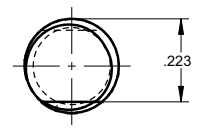
REV	DESCRIPTION	BY	DATE
0	ORIGINAL RELEASE	IP	18-OCT-06
1	#4373	JDP	21 AUG 08
2	#4413	JDP	9 SEP 08
3	#6583	RD	18-OCT-11
4	#6772	ZL	22-DEC-11



DETAIL A
SCALE 3:1




DETAIL B
SCALE 3:1



NOTE:
REMOVE ALL SHARP EDGES

NOTE:
THE INFORMATION CONTAINED HEREIN IS THE PROPERTY OF HARDT EQUIPMENT MANUFACTURING INC. ANY REPRODUCTION, DISCLOSURE OR USE THEREOF IS PERMITTED ONLY AS PROVIDED BY CONTRACT, OR AS AUTHORIZED IN WRITING BY HARDT EQUIPMENT MANUFACTURING INC.

UNLESS SPECIFIED OTHERWISE: 1. ALL DIMENSIONS ARE IN: inches	CATEGORY:	BLAZE	WEIGHT (LB):	0.33	PARENT ASSY:	99-8542
	MATERIAL:	S/S 304 ROD, Ø 0.250"		FINISH:	MILL	
2. TOLERANCES ARE:	CUT SIZE:	23.750		BEND ALL:	-	
FRACTIONS: ±1/32	PART NAME: STEM, EXT. BAR ASSY, WATER INLET VALVE, BLAZE					
DECIMALS .X: ±0.1	DRAWN BY:	R.DIMITROV	PART NO.:	6651	DRAWING NO.:	99-8539
.XX: ±0.01	APPROVED BY:		DATE:	24- OCT 07	SCALE:	3:2
.XXX: ±0.005	DATE:	24- OCT 07	PAPER SIZE:	B	SHEET:	1 OF 1
ANGLES: ±1°	 HARDT EQUIPMENT MANUFACTURING INC. <small>2025 52 AVE. LACHINE, QUEBEC, CANADA H8T 3C3 TEL: (514) 631-7271 OR 1-800-387-6847 FAX: (514) 631-7273</small>					

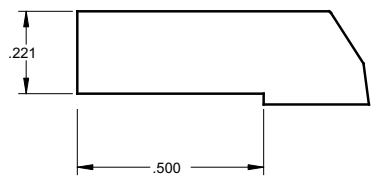
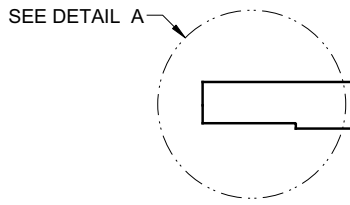
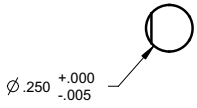
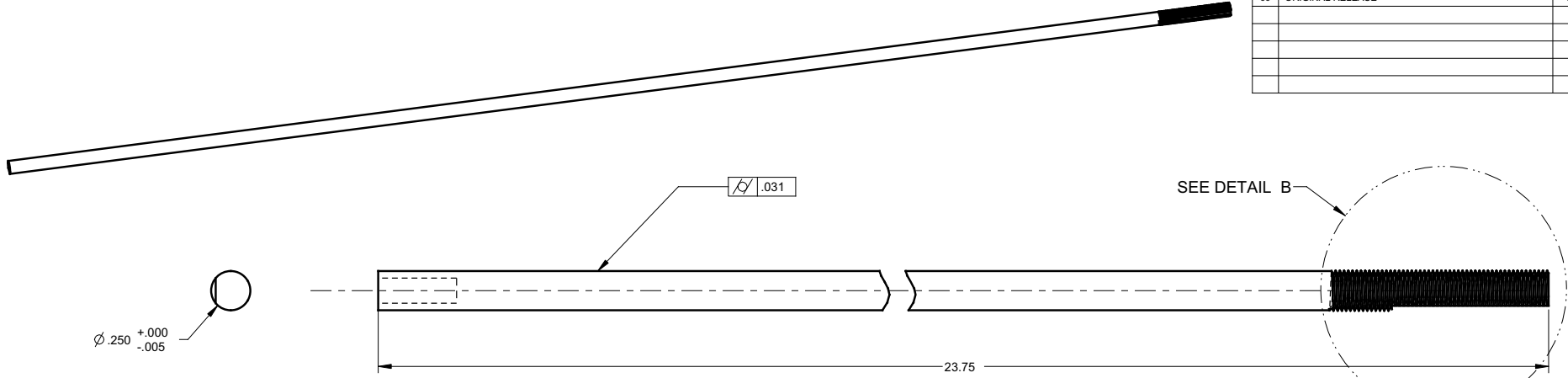
4

3

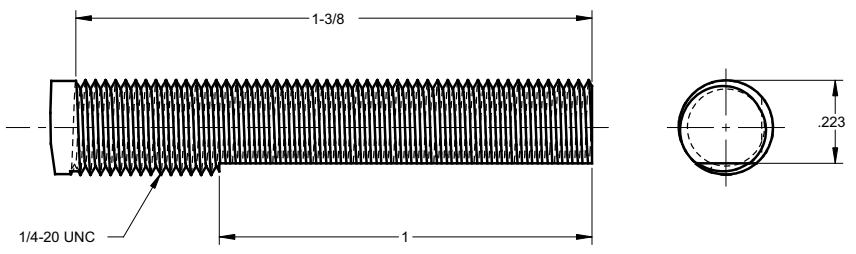
2

1

REV	DESCRIPTION	CCR	BY	DATE
00	ORIGINAL RELEASE	1981	PGS	31-MAR-14



DETAIL A
SCALE 3:1



DETAIL B
SCALE 3:1

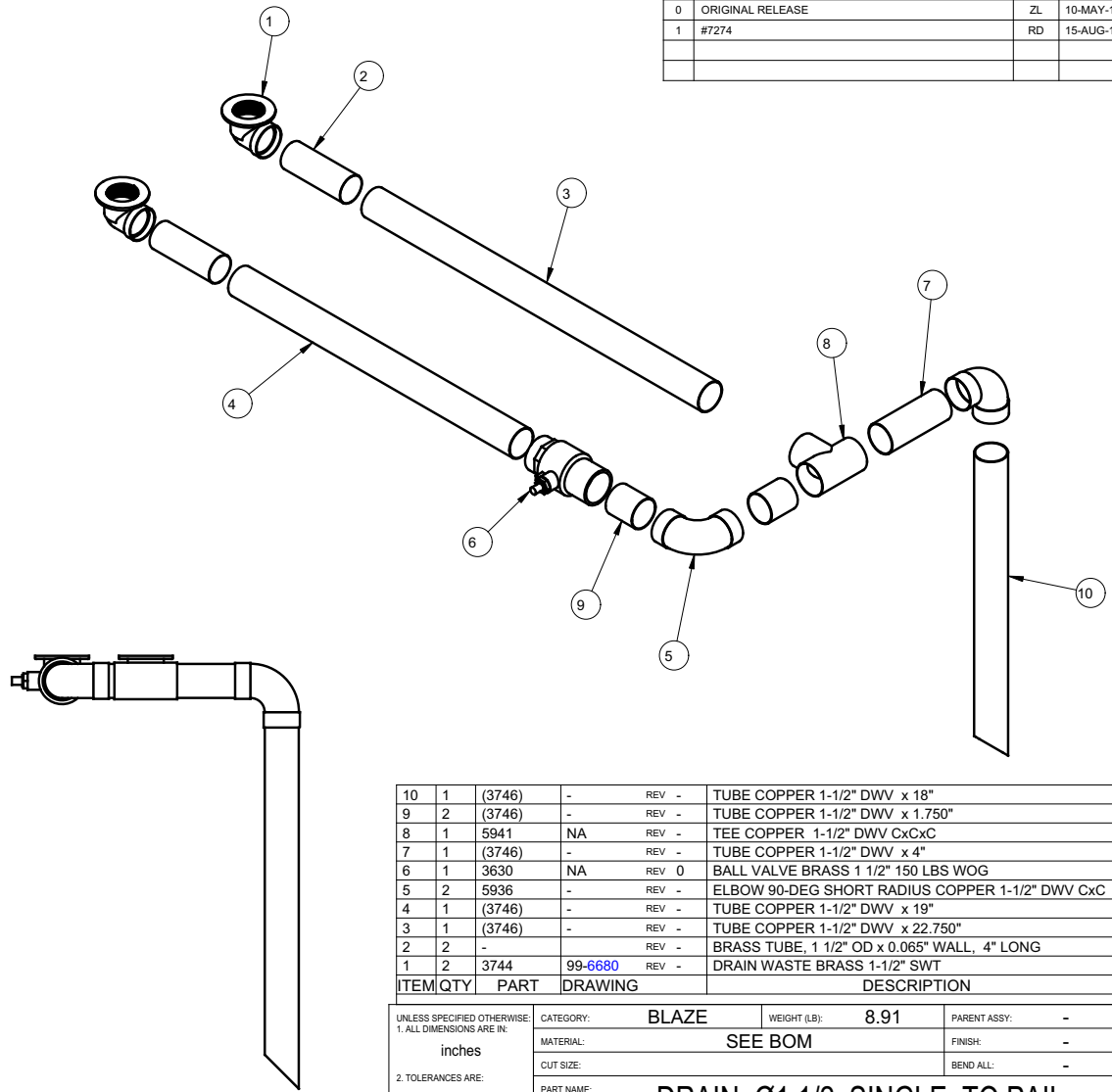
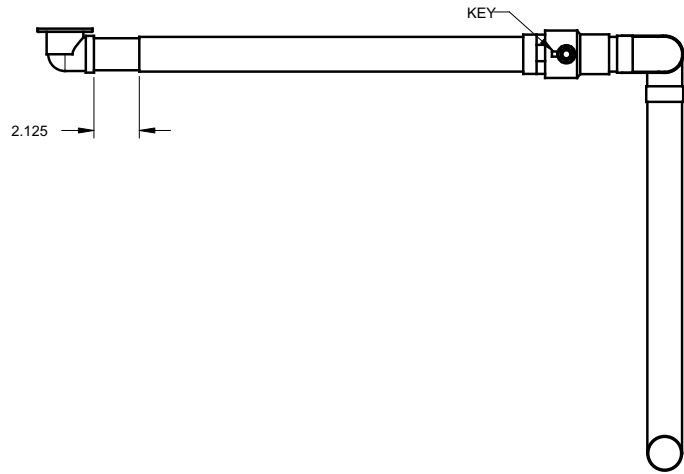

NOTES:
1) REMOVE ALL BURRS, SHARP EDGES AND CORNERS
2) FOR BLAZE FRENCH DOOR MODELS ONLY

ITEM	QTY	PART	DRAWING	DESCRIPTION


THIRD ANGLE PROJECTION ALL DIMENSIONS ARE IN INCHES UNLESS SPECIFIED OTHERWISE TOLERANCES ARE: FRACTIONS: ±1/32 ANGLE: ±1° BLANK: .X: ±0.05 .XX: ±0.015 .XXX: ±0.005	CATEGORY: BLAZE FD	WEIGHT (LB): 0.33	PARENT ASSY: --	
	MATERIAL: S/S 304 ROD, Ø.250"		FINISH: MILL	
	PART NAME: STEM, EXT. BAR ASSY, WATER INLET VALVE, BLAZE FD			DRAWING NO: 99-15534
	DRAWN BY: PAUL S	PART NO: --	APPROVED BY: [Signature]	
DATE: 31-MAR-14	SCALE: 3:2	PAPER SIZE: B	SHEET: 1 OF 1	
 HARDT Responsive, Reliable Solutions		HARDT EQUIPMENT MANUFACTURING INC TEL: (514) 631-7271 FAX: (514) 631-7172		

THINK SAFETY - REMOVE ALL BURRS, SHARP EDGES AND CORNERS

REV	DESCRIPTION	BY	DATE
0	ORIGINAL RELEASE	ZL	10-MAY-12
1	#7274	RD	15-AUG-12



ITEM	QTY	PART	DRAWING	DESCRIPTION
10	1	(3746)	-	TUBE COPPER 1-1/2" DWV x 18"
9	2	(3746)	-	TUBE COPPER 1-1/2" DWV x 1.750"
8	1	5941	NA	TEE COPPER 1-1/2" DWV CxCxC
7	1	(3746)	-	TUBE COPPER 1-1/2" DWV x 4"
6	1	3630	NA	BALL VALVE BRASS 1 1/2" 150 LBS WOG
5	2	5936	-	ELBOW 90-DEG SHORT RADIUS COPPER 1-1/2" DWV CxC
4	1	(3746)	-	TUBE COPPER 1-1/2" DWV x 19"
3	1	(3746)	-	TUBE COPPER 1-1/2" DWV x 22.750"
2	2	-	-	BRASS TUBE, 1 1/2" OD x 0.065" WALL, 4" LONG
1	2	3744	99-6680	DRAIN WASTE BRASS 1-1/2" SWT

UNLESS SPECIFIED OTHERWISE: 1. ALL DIMENSIONS ARE IN: inches		CATEGORY: BLAZE	WEIGHT (LB): 8.91	PARENT ASSY: -
2. TOLERANCES ARE:		MATERIAL: SEE BOM		
FRACTIONS: $\pm 1/32$		CUT SIZE: -		
DECIMALS .X: ± 0.1		BEND ALL: -		
.XX: ± 0.01		PART NAME: DRAIN, Ø1 1/2, SINGLE, TO PAIL		
.XXX: ± 0.005		DRAWN BY: R.DIMITROV	PART NO: 3878	DRAWING NO: 99-14550
ANGLES: $\pm 1^\circ$		APPROVED BY:	DATE: 10-MAY-12	SCALE: 11:64 PAPER SIZE: B SHEET: 1 OF 1
NOTE: THE INFORMATION CONTAINED HEREIN IS THE PROPERTY OF HARDT EQUIPMENT MANUFACTURING INC. ANY REPRODUCTION, DISCLOSURE OR USE THEREOF IS PERMITTED ONLY AS PROVIDED BY CONTRACT, OR AS AUTHORIZED IN WRITING BY HARDT EQUIPMENT MANUFACTURING INC.		 HARDT EQUIPMENT MANUFACTURING INC. 1756 50 AVE. LACHINE, QUEBEC, CANADA H8T 2V5 TEL: (514) 631-7271 FAX: (514) 631-7273		

NOTE:
1) SILVER SOLDER AND LEAK TEST PRIOR TO INSTALLATION

4

3

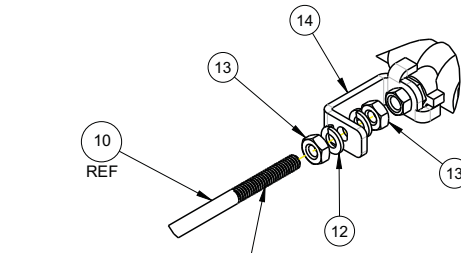
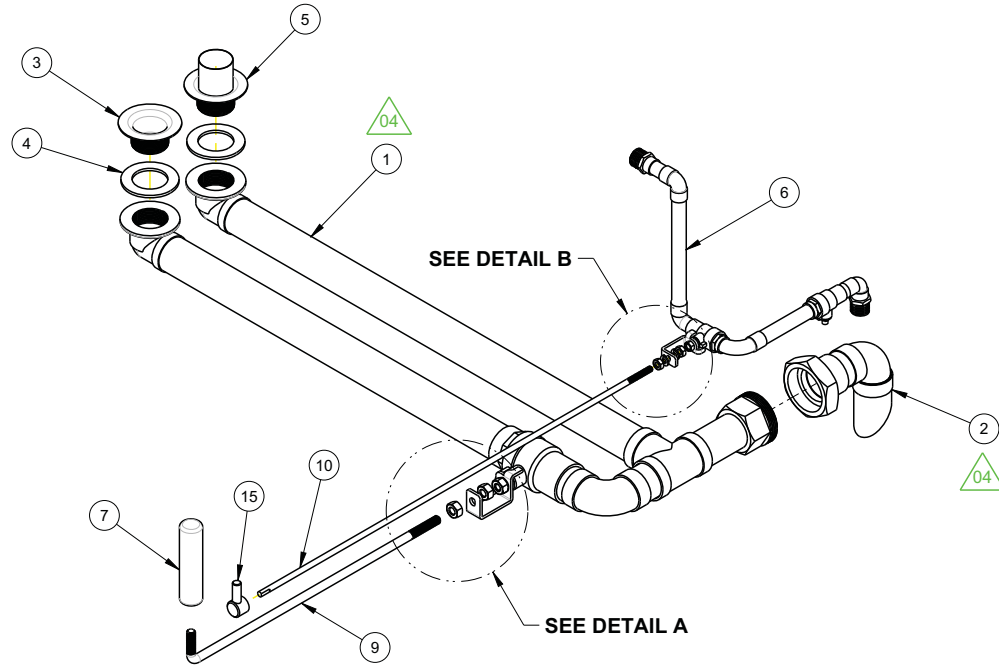
2

1

THINK SAFETY - REMOVE ALL BURRS, SHARP EDGES AND CORNERS

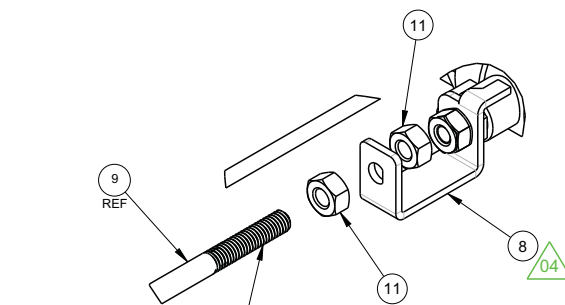
PROJ: MODEL:99-8900_COUNTER_TOP_ASSY/ASSEM / FILE NAME: 99-10926

REV	DESCRIPTION	BY	DATE
0	ORIGINAL RELEASE	NL	08-DEC-08
1	#4765	JDP	15 JAN 09
2	#5860	MD	30 APR 10
03	LOCTITE 680 APPLICATION TO NUT ON MANUAL VALVES	#1886	MN 20-JAN-14
04	REVISED ITEM 99-10498, REPLACED P/N 6656 WITH P/N 5145	#2559	ZL 2016-09-09
05	P/N 3881 REPLACED WITH 99-15476 AND 99-17449, 1X 6634 BRACKET REPLACED WITH 6648. TABLE REMOVED. PART NO WAS 3885	3121	JX 2021-09-29



APPLY LOCTITE 680 TO THE THREADS WHERE THE NUT WILL BE LOCATED

DETAIL B SCALE 1:2



APPLY LOCTITE 680 TO THE THREADS WHERE THE NUT WILL BE LOCATED

DETAIL A SCALE 1:2

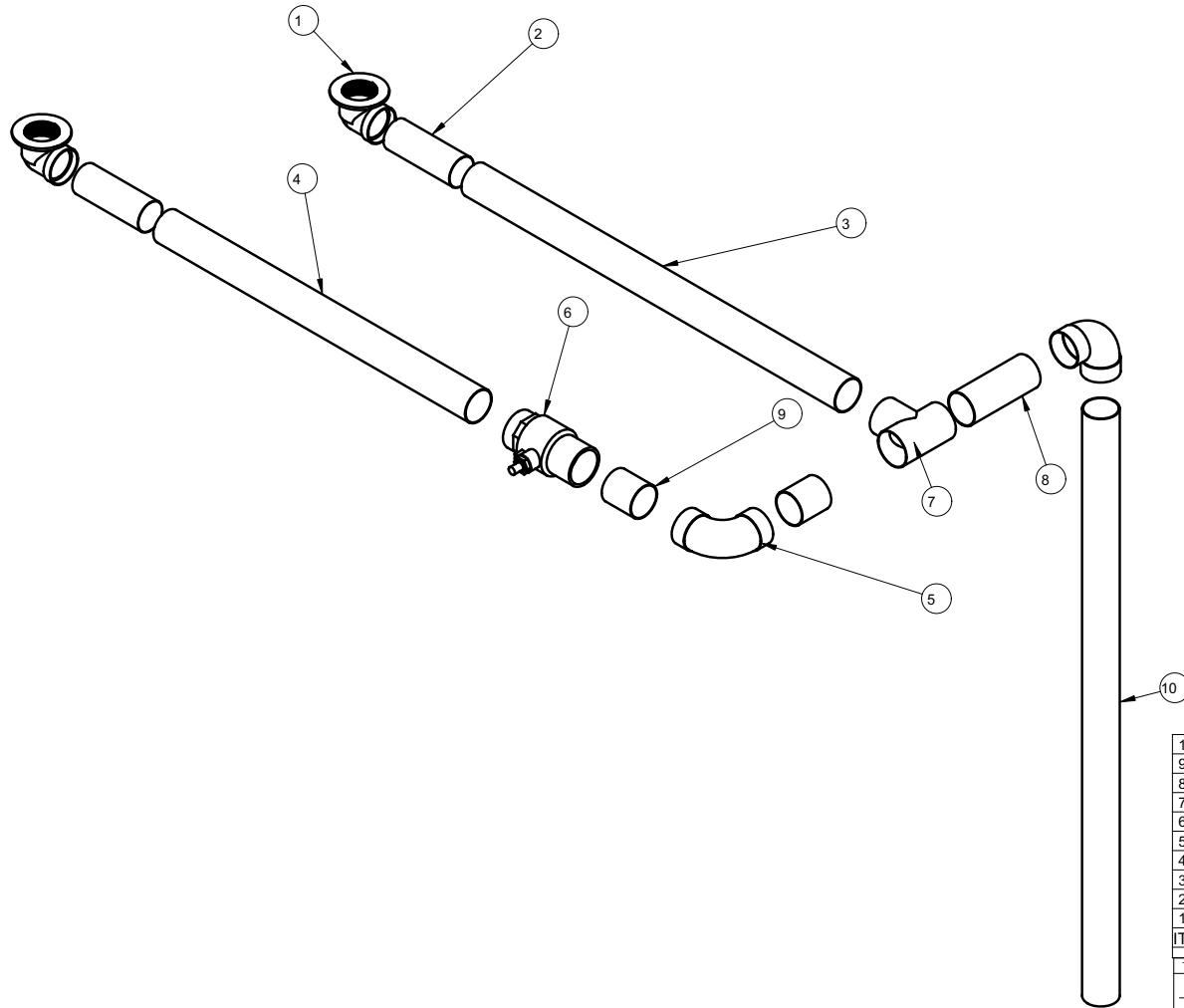
ITEM	QTY	PART	DRAWING	DESCRIPTION
15	1	6634.METAL	99-10831 REV 0	KNOB , WATER VALVE, CASTED
14	1	6634.BRACKET	99-8302 REV 06	BRACKET, EXT. BAR ASSY, WATER INLET VALVE
13	2	8378	- REV -	HEX NUT 1/4-20, S/S
12	2	8314	- REV -	LOCK WASHER STL SPLIT FOR BOLT 1/4
11	3	8285	- REV -	HEX NUT 3/8-16, S/S
10	1	6651	99-8539 REV 4	STEM, EXT. BAR ASSY, WATER INLET VALVE, BLAZE
9	1	6649	99-10452 REV 2	STEM, EXT. BAR ASSY, WATER DRAIN VALVE, BLAZE
8	1	6648	99-10759 REV 04	BRACKET, EXT. BAR ASSY, WATER DRAIN VALVE
7	1	5145	99-1101 REV -	DOOR HANDLE
6	1	3882	99-10496 REV 06	WATER INLET ASS'Y AT BOTTOM
5	1	3865	- REV -	DRAIN OPVERFLOW CHROME (W/STRAINER) 1-1/2"
4	2	3732	99-3125 REV -	GASKET, FOR DRAIN, FOAM SILICONE
3	1	3617	- REV -	DRAIN STRAINER, 1-3/8"
2	1	99-17449	99-17449 REV 02	OUTER DRAIN ASS'Y, COUNTERTOP OVEN
1	1	99-15476	99-15476 REV 02	INNER DRAIN ASS'Y, REARWARD CONNECTION

ITEM	QTY	PART	DRAWING	DESCRIPTION
THIRD ANGLE PROJECTION				
CATEGORY: BLAZE		WEIGHT (LB): -		PARENT ASSY: -
MATERIAL: SEE BOM		FINISH: -		BEND ALL: -
CUT SIZE:		PART NAME: DRAIN ASS'Y, COUNTERTOP, BLAZE		
PART NAME:		DRAWN BY: JIA HUI XU		PART NO: -
DRAWN BY: JIA HUI XU		APPROVED BY:		DRAWING NO: 99-10926
DATE: 08-DEC-08		SCALE: 3:16		PAPER SIZE: B
DATE: 08-DEC-08		SCALE: 3:16		SHEET: 1 OF 1
HARDT		HARDT EQUIPMENT MANUFACTURING INC.		
1756 50 AVE. LACHINE, QUEBEC, CANADA H8T 2V5 TEL: (514) 631-7271 FAX: (514) 631-7172				

THINK SAFETY - REMOVE ALL BURRS, SHARP EDGES AND CORNERS

PROJ. MODEL: 99-12831-ASSEM / FILE NAME: 99-12831

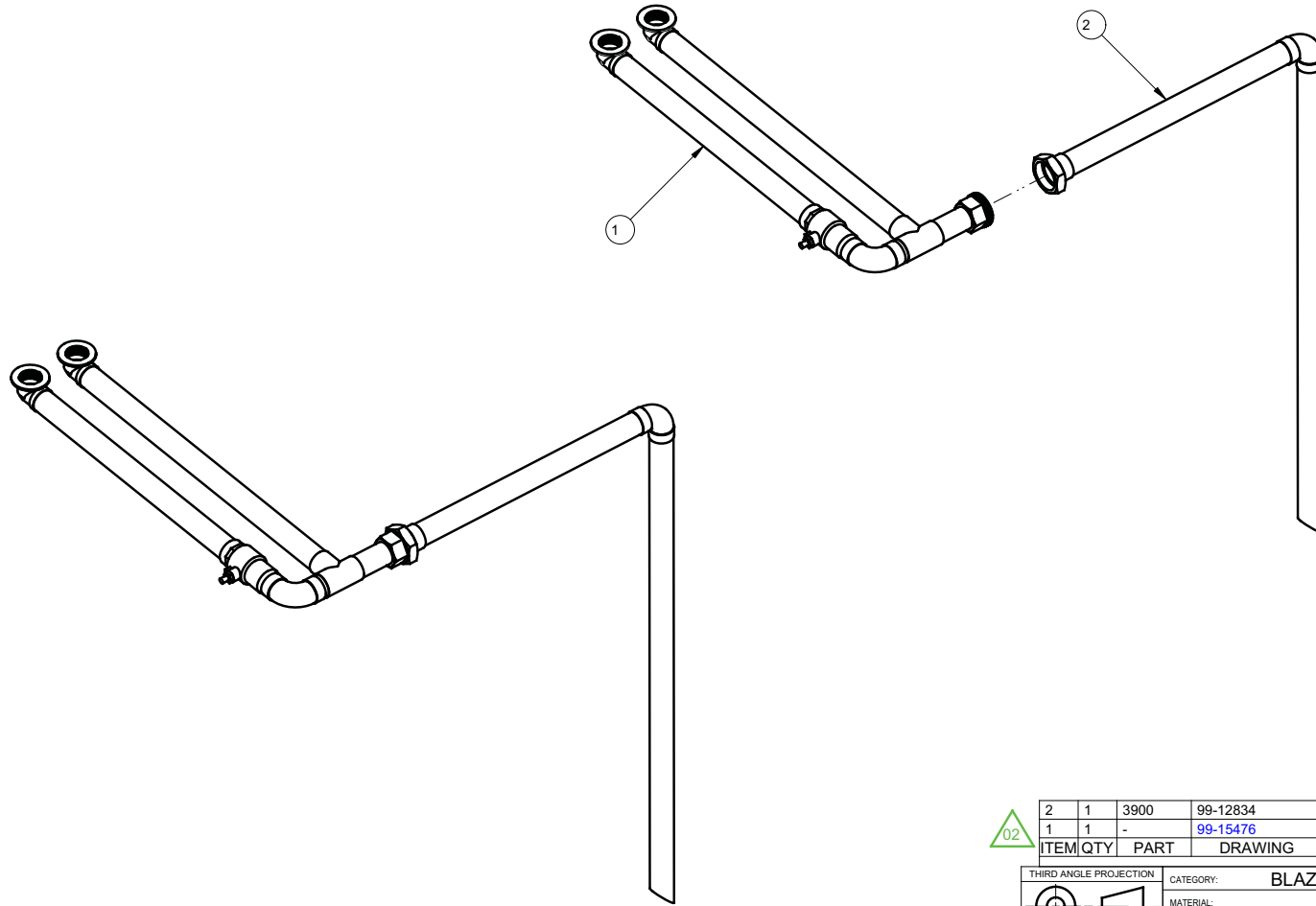
REV	DESCRIPTION	BY	DATE
0	ORIGINAL RELEASE	MD	06 MAY 10



ITEM	QTY	PART	DRAWING	DESCRIPTION
10	1	(3746)	-	TUBE COPPER 1-1/2" DWV x 31"
9	2	(3746)	-	TUBE COPPER 1-1/2" DWV x 1.750"
8	1	(3746)	-	TUBE COPPER 1-1/2" DWV x 4"
7	1	5941	NA	TEE COPPER 1-1/2" DWV CxCxC
6	1	3630	NA	BALL VALVE BRASS 1 1/2" 150 LBS WOG
5	2	5936	-	ELBOW 90-DEG SHORT RADIUS COPPER 1-1/2" DWV CxC
4	1	(3746)	-	TUBE COPPER 1-1/2" DWV x 19"
3	1	(3746)	-	TUBE COPPER 1-1/2" DWV x 22.750"
2	2	-	-	BRASS TUBE, 1 1/2" OD x 0.065" WALL, 4" LONG
1	2	3744	99-6680	DRAIN WASTE BRASS 1-1/2" SWT

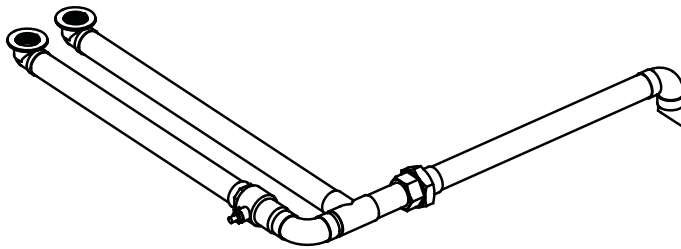
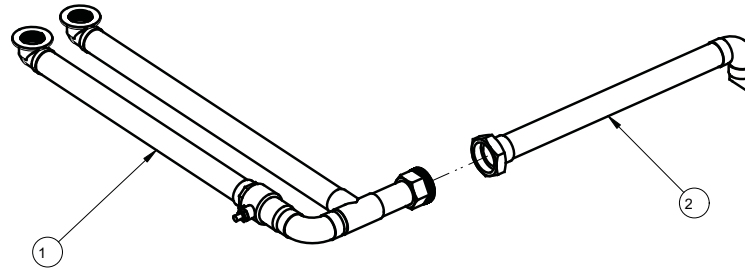
ITEM	QTY	PART	DRAWING	DESCRIPTION
THIRD ANGLE PROJECTION				
CATEGORY: BLAZE		WEIGHT (LB): 0.00		PARENT ASSY: -
MATERIAL: SEE BOM		FINISH: -		CUT SIZE: -
CUT SIZE: -		BEND ALL: -		
ALL DIMENSIONS ARE IN INCHES UNLESS SPECIFIED OTHERWISE. TOLERANCES ARE:				
FRACTIONS: ±1/32				
ANGLE: ±1°				
BLANK: .X: ±0.1				
.XX: ±0.01				
.XXX: ±0.005				
DRAWN BY: M. DUTCHEVICI		PART NO: 3904		DRAWING NO: 99-12831
APPROVED BY:		DATE: 06 MAY 10		SCALE: 5:64 PAPER SIZE: B SHEET: 1 OF 1
HARDT EQUIPMENT MANUFACTURING INC.				
1756 50 AVE. LACHINE, QUEBEC, CANADA H8T 2V5 TEL: (514) 631-7271 FAX: (514) 631-7172				

REV	DESCRIPTION	CCR	BY	DATE
0	ORIGINAL RELEASE		MD	06 MAY 10
01	CREATE SUB-ASSY TO SHOW THE 1-1/2" UNION ON THE RIGHT LOCATION	#2005	MN	11-MAR-14
02	REVISED PART 99-15476, REMOVED ORTHOGRAPHIC VIEWS	#2186	ZL	02-MAR-15



2	1	3900	99-12834	REV 01	DRAIN, Ø1-1/2, DD, BLAZE, TOP, REAR, PIT																																																	
1	1	-	99-15476	REV 01	DRAIN, Ø1-1/2, DD, BLAZE																																																	
ITEM	QTY	PART	DRAWING	DESCRIPTION																																																		
<table border="1"> <thead> <tr> <th>THIRD ANGLE PROJECTION</th> <th>CATEGORY:</th> <th>BLAZE</th> <th>WEIGHT (LB):</th> <th>13.11</th> <th>PARENT ASSY:</th> <th>-</th> </tr> </thead> <tbody> <tr> <td></td> <td>MATERIAL:</td> <td colspan="2">SEE BOM</td> <td>FINISH:</td> <td colspan="2">-</td> </tr> <tr> <td>ALL DIMENSIONS ARE IN INCHES UNLESS SPECIFIED OTHERWISE. TOLERANCES ARE: FRACTIONS: ±1/32 ANGLE: ±1° BLANK: .X: ±0.05 .XX: ±0.015 .XXX: ±0.005</td> <td>PART NAME:</td> <td colspan="2">DRAIN, Ø1-1/2, DD, BLAZE, TOP, PIT</td> <td>DRAWING NO:</td> <td colspan="2">99-12832</td> </tr> <tr> <td></td> <td>DRAWN BY:</td> <td>MEISSA N.</td> <td>PART NO:</td> <td>3899</td> <td colspan="2"></td> </tr> <tr> <td></td> <td>APPROVED BY:</td> <td></td> <td>DATE:</td> <td>06 MAY 10</td> <td>SCALE:</td> <td>1:8 PAPER SIZE: B SHEET: 1 OF 1</td> </tr> <tr> <td></td> <td colspan="2"></td> <td colspan="3">HARDT EQUIPMENT MANUFACTURING INC</td> <td>TEL: (514) 631-7271 FAX: (514) 631-7172</td> </tr> <tr> <td></td> <td colspan="2">Responsive, Reliable Solutions</td> <td colspan="4"></td> </tr> </tbody> </table>						THIRD ANGLE PROJECTION	CATEGORY:	BLAZE	WEIGHT (LB):	13.11	PARENT ASSY:	-		MATERIAL:	SEE BOM		FINISH:	-		ALL DIMENSIONS ARE IN INCHES UNLESS SPECIFIED OTHERWISE. TOLERANCES ARE: FRACTIONS: ±1/32 ANGLE: ±1° BLANK: .X: ±0.05 .XX: ±0.015 .XXX: ±0.005	PART NAME:	DRAIN, Ø1-1/2, DD, BLAZE, TOP, PIT		DRAWING NO:	99-12832			DRAWN BY:	MEISSA N.	PART NO:	3899				APPROVED BY:		DATE:	06 MAY 10	SCALE:	1:8 PAPER SIZE: B SHEET: 1 OF 1				HARDT EQUIPMENT MANUFACTURING INC			TEL: (514) 631-7271 FAX: (514) 631-7172		Responsive, Reliable Solutions					
THIRD ANGLE PROJECTION	CATEGORY:	BLAZE	WEIGHT (LB):	13.11	PARENT ASSY:	-																																																
	MATERIAL:	SEE BOM		FINISH:	-																																																	
ALL DIMENSIONS ARE IN INCHES UNLESS SPECIFIED OTHERWISE. TOLERANCES ARE: FRACTIONS: ±1/32 ANGLE: ±1° BLANK: .X: ±0.05 .XX: ±0.015 .XXX: ±0.005	PART NAME:	DRAIN, Ø1-1/2, DD, BLAZE, TOP, PIT		DRAWING NO:	99-12832																																																	
	DRAWN BY:	MEISSA N.	PART NO:	3899																																																		
	APPROVED BY:		DATE:	06 MAY 10	SCALE:	1:8 PAPER SIZE: B SHEET: 1 OF 1																																																
			HARDT EQUIPMENT MANUFACTURING INC			TEL: (514) 631-7271 FAX: (514) 631-7172																																																
	Responsive, Reliable Solutions																																																					

REV	DESCRIPTION	CCR	BY	DATE
0	ORIGINAL RELEASE		MD	06 MAY 10
01	CREATE SUB-ASSY TO SHOW THE 1-1/2" UNION ON THE RIGHT LOCATION	#2005	MN	11-MAR-14
02	REVISED PART 99-15476, REMOVED ORTHOGRAPHIC VIEWS	#2186	ZL	02-MAR-15

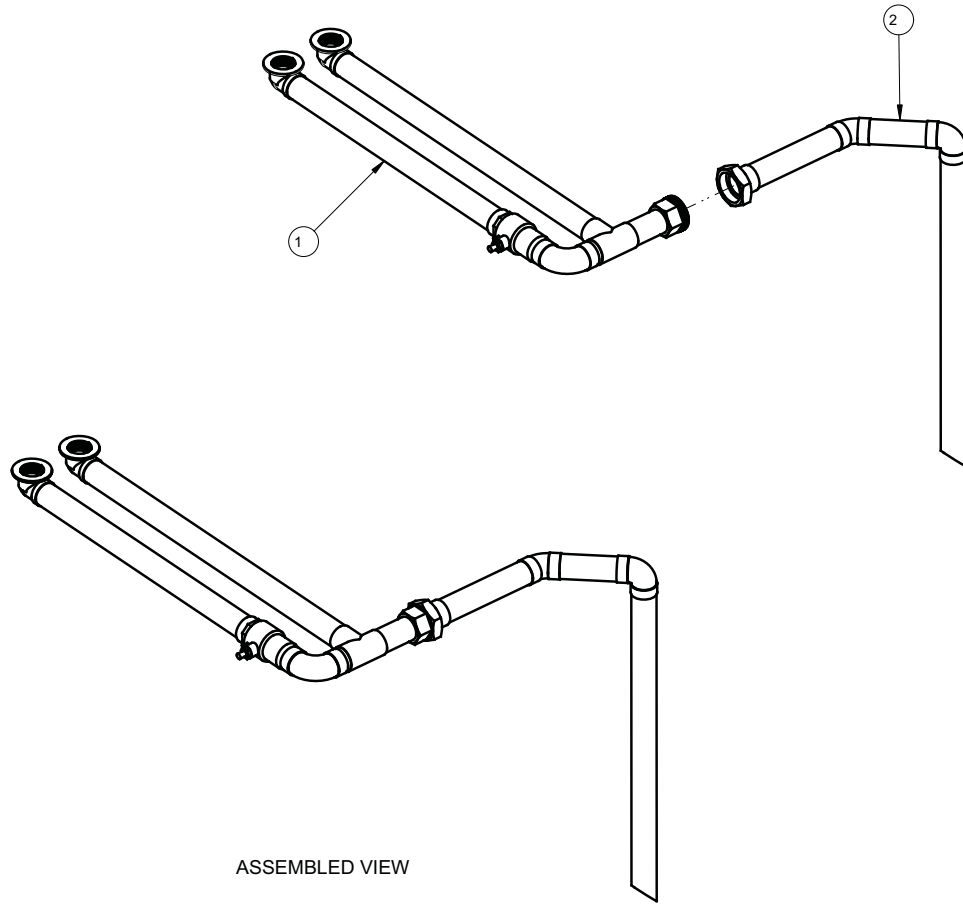


02

ITEM	QTY	PART	DRAWING	DESCRIPTION
2	1	3901	99-15477	REV 00 DRAIN, Ø1-1/2, DD, BLAZE, BOTTOM, REAR, PIT
1	1	-	99-15476	REV 01 DRAIN, Ø1-1/2, DD, BLAZE

THIRD ANGLE PROJECTION	CATEGORY: BLAZE	WEIGHT (LB): 10.82	PARENT ASSY: -
	MATERIAL: SEE BOM	FINISH: -	
ALL DIMENSIONS ARE IN INCHES UNLESS SPECIFIED OTHERWISE. TOLERANCES ARE: FRACTIONS: ±1/32 ANGLE: ±1° BLANK .X: ±0.05 .XX: ±0.015 .XXX: ±0.005	PART NAME: DRAIN, Ø1-1/2, DD, BLAZE, BOTTOM, PIT		DRAWING NO: 99-12833
	DRAWN BY: MEISSA N.	PART NO: 3901	APPROVED BY:
	DATE: 06 MAY 10	SCALE: 1:8	PAPER SIZE: B SHEET: 1 OF 1
	HARDT Responsive, Reliable Solutions		HARDT EQUIPMENT MANUFACTURING INC TEL: (514) 631-7271 FAX: (514) 631-7172

REV	DESCRIPTION	CCR	BY	DATE
0	ORIGINAL RELEASE	#2005	MN	12-MAR-14
01	REVISED 99-15476, REMOVED ORTHOGRAPHIC VIEWS	#2186	ZL	24-FEB-15



ASSEMBLED VIEW

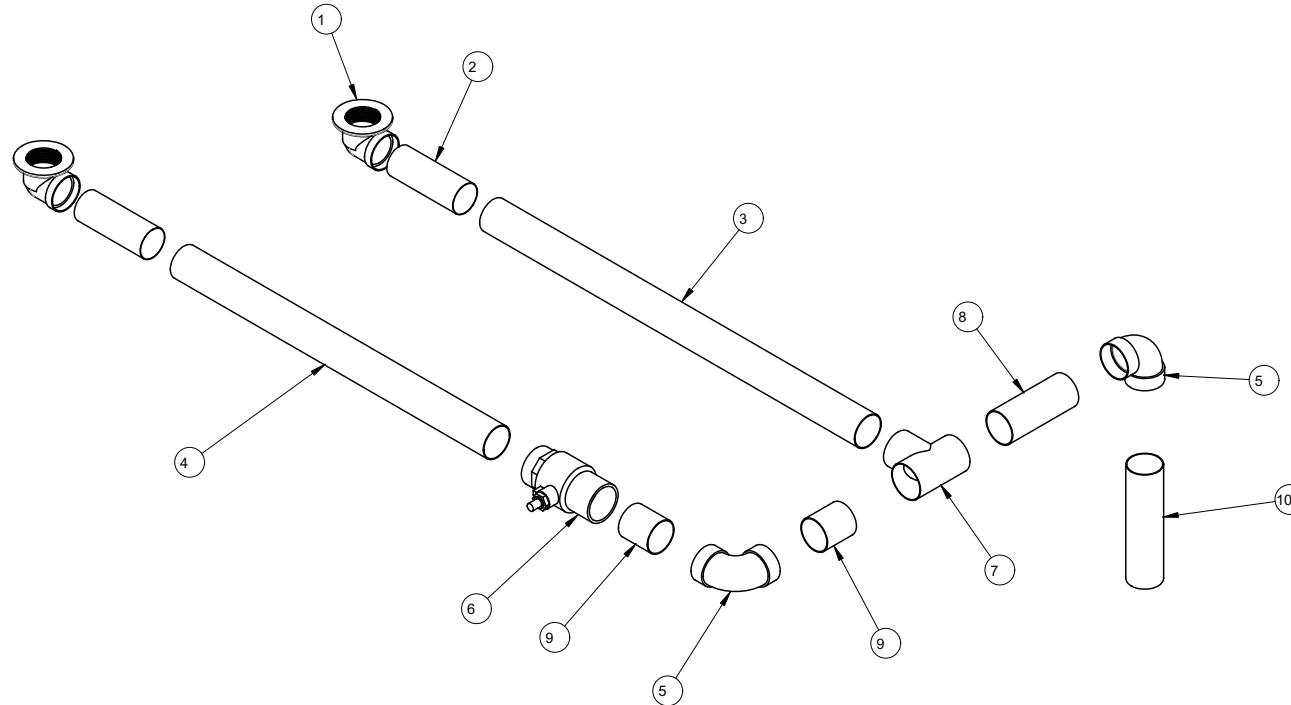
ITEM	QTY	PART	DRAWING	DESCRIPTION
2	1	-	99-15486 REV 00	OUTLET, DRAIN, DD, TOP, PAIL
1	1	-	99-15476 REV 01	DRAIN, Ø1-1/2, DD, BLAZE

	CATEGORY: BLAZE	WEIGHT (LB): 11.64	PARENT ASSY: -
	MATERIAL: SEE BOM		
PART NAME: DRAIN, 1-1/2, DD, TOP, PAIL			
ALL DIMENSIONS ARE IN INCHES UNLESS SPECIFIED OTHERWISE. TOLERANCES ARE: FRACTIONS: ±1/32 ANGLE: ±1° BLANK: .X: ±0.05 .XX: ±0.015 .XXX: ±0.005	DRAWN BY: MEISSA N.	PART NO: 99-15487	DRAWING NO: 99-15487
	APPROVED BY:	DATE: 12-MAR-14	SCALE: 1:8 PAPER SIZE: B SHEET: 1 OF 1
	HARDT HARDT EQUIPMENT MANUFACTURING INC Responsive, Reliable Solutions TEL: (514) 631-7271 FAX: (514) 631-7172		

THINK SAFETY - REMOVE ALL BURRS, SHARP EDGES AND CORNERS

PROJ. MODEL: 99-10498/ASSEM / FILE NAME: 99-10498

REV	DESCRIPTION	ECO	BY	DATE
0	ORIGINAL RELEASE		NL	18-SEP-08
1	#5860		MD	30 APR 10
02	CHANGED 26" LONG PIPE TO 4", ADDED 6" PIPE	#2559	ZL	2016-09-09

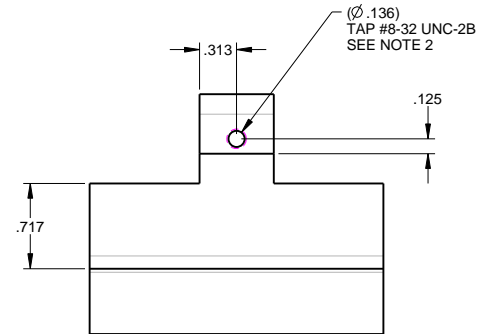
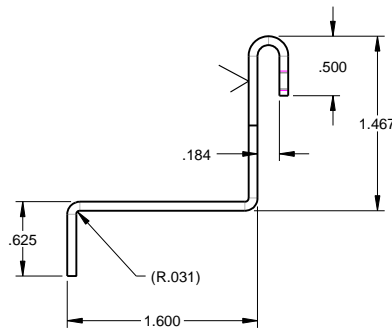
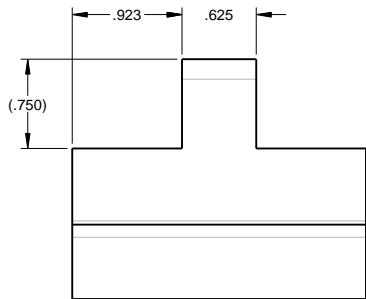
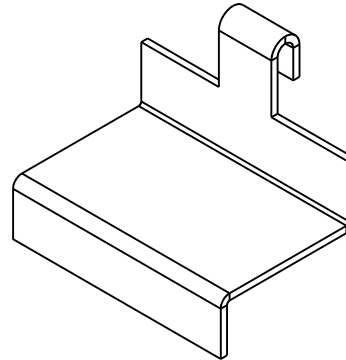
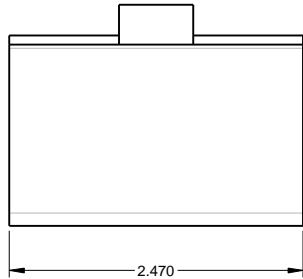


10	1	(3746)	-	REV -	TUBE COPPER 1-1/2" DWV x 6" LONG
9	2	(3746)	-	REV -	TUBE COPPER 1-1/2" DWV x 1.750" LONG
8	1	(3746)	-	REV -	TUBE COPPER 1-1/2" DWV x 4" LONG
7	1	5941	-	REV -	TEE COPPER 1-1/2" DWV CxCxC
6	1	3630	-	REV -	BALL VALVE BRASS 1 1/2" 150 LBS WOG
5	2	5936	-	REV -	ELBOW 90-DEG SHORT RADIUS COPPER 1-1/2" DWV CxC
4	1	(3746)	-	REV -	TUBE COPPER 1-1/2" DWV x 19" LONG
3	1	(3746)	-	REV -	TUBE COPPER 1-1/2" DWV x 22.750" LONG
2	2	(3665)	-	REV -	BRASS TUBE, 1 1/2" OD x 0.065" WALL, 4" LONG
1	2	3744	-	REV -	DRAIN WASTE BRASS 1-1/2" SWT

02

ITEM	QTY	PART	DRAWING	DESCRIPTION
THIRD ANGLE PROJECTION				
		CATEGORY: BLAZE	WEIGHT (LB): 7.80	PARENT ASSY: -
<p>ALL DIMENSIONS ARE IN INCHES UNLESS SPECIFIED OTHERWISE TOLERANCES ARE:</p> <p>FRACTIONS: ±1/32 ANGLE: ±1° BLANK: .X: ±0.1 XX: ±0.01 XXX: ±0.005</p>		PART NAME: DRAIN PLUMBING, Ø1 1/2, C. TOP		
<p>MATERIAL: SEE BOM</p>		FINISH: -		
<p>CUT SIZE:</p>		BEND ALL: -		
<p>DRAWN BY: ZHANBO LI</p>		PART NO: 3881		DRAWING NO: 99-10498
<p>APPROVED BY:</p>		DATE: 18-SEP-08 SCALE: 5:64 PAPER SIZE: B SHEET: 1 OF 1		
		<p>HARDT EQUIPMENT MANUFACTURING INC. 1756 50 AVE. LACHINE, QUEBEC, CANADA H8T 2V5 TEL: (514) 631-7271 FAX: (514) 631-7172</p>		

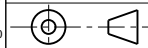
REV	DESCRIPTION	ECO	BY	DATE
00	ORIGINAL RELEASE	-	MD	02-FEB-09
01	DRAWING FORMAT REVISED RENAMED PART (WAS BAFFLE, VENTILATION BLAZE) FINISH ADDED	#2573	CM	2016-09-29



- NOTES:**
- 1) REMOVE ALL BURRS, SHARP EDGES AND CORNERS
 - 2) SUPPLIER IS RESPONSIBLE FOR ENSURING ALL THREADED FEATURES ARE IN AGREEMENT WITH THREAD CLASSES SPECIFIED. ANY DEVIATION FROM MACHINING STANDARDS REQUIRES PRIOR WRITTEN CONSENT FROM HARDT EQUIPMENT.

ITEM	QTY	PART	DRAWING	DESCRIPTION

ALL DIMENSIONS ARE IN INCHES		PART NAME:	
UNLESS SPECIFIED OTHERWISE TOLERANCES ARE: AUTOMATED PROCESSES		PLATE, VENT BLOCKER	
FEATURE PROFILE DIMENSIONS (UNDER 6 INCHES)	±0.005	MATERIAL: S/S 304 #14GA (0.075")	
FEATURE PROFILE DIMENSIONS (OVER 6 INCHES)	±0.010	FINISH: 2B OR #4	
FEATURE POSITIONING (DISTANCE BETWEEN FEATURES)	±0.010	DRAWN BY: CARLOS M.	PART NO: 5930
FEATURE POSITIONING (DISTANCE FROM MATERIAL EDGE)	±0.010	APPROVED BY:	DRAWING NO: 99-11696
FEATURE POSITIONING (DISTANCE FROM BEND)	±0.025		REV: 01
FLANGE LENGTH (DISTANCE FROM BEND TO MATERIAL EDGE)	±0.015		
FLANGE LENGTH (DISTANCE BETWEEN TWO BENDS)	±0.030		
MANUAL PROCESSES			
WELDED FEATURE POSITIONING	±0.030		

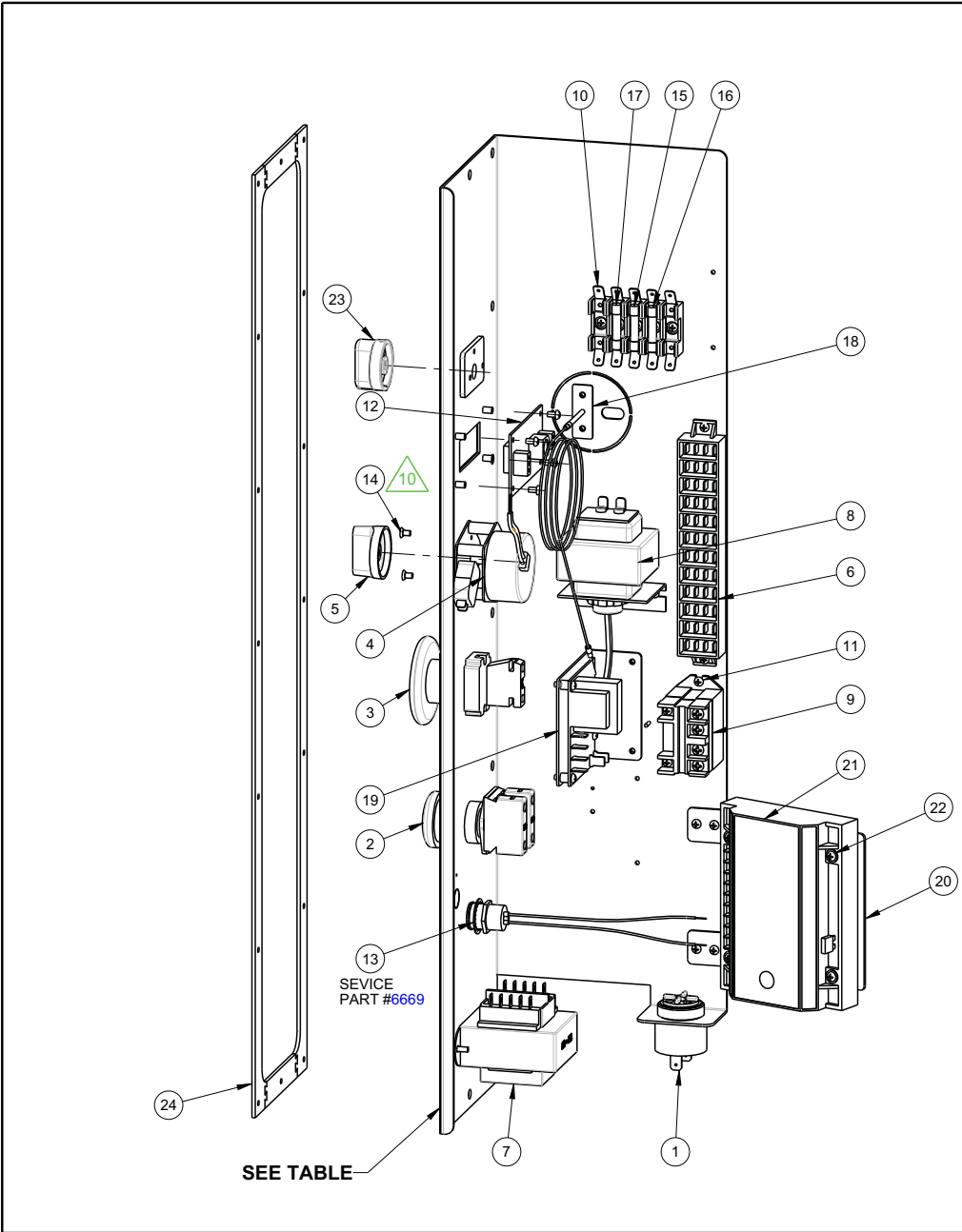


SCALE: **1:1** PAPER SIZE: **B**
SHEET: **1 OF 2**



CLASS: SHEET METAL ROTISSERIES GROUP: N/A

REV	DESCRIPTION	ECO	BY	DATE
07	ADD NOTE "SERVICE PART #6669"	#1665	MN	10-DEC-12
08	SWITCH #4563 WAS #4322	#1994	MN	03-FEB-14
09	SHOW THE OVERLAY AND ADD NOTE TO WHICH OVERLAY/CONTROL PANEL ASSEMBLY TO CHOSE	#2513	MN	2016-06-23
10	ITEM 99-10626 REMOVED. BOM UPDATED.	3100	JX	2021-10-22



TABLE

PART #99-19019	CONTROL PANEL ASSY. WITH OVERLAY, BLAZE
PART #99-16591	CONTROL PANEL ASSY WITH OVERLAY, BLAZE FD

ITEM	QTY	PART	DRAWING	DESCRIPTION
24	1	99-16403	99-16403 REV 00	GASKET, OVERLAY, BLAZE, ASSEMBLY
23	1	7812	- REV -	CONTROL KNOB THERMOSTAT
22	4	8549	- REV -	MACH. SCREW 6-32 x 1.000 S/S PHILLIPS PAN HEAD
21	1	6721.RELAY	6721-RELAY REV 0	IGNITION CONTROL ELECTRONIC I3500
20	1	6873	99-12676 REV 04	PLATE MOUNTING IGNITION MODULE
19	1	7811	7811 REV 0	ELECTRONIC THERMOSTAT ASSEMBLY
18	1	4220.2.875	99-8685 REV 1	TEMPERATURE PROBE TYPE-K THERMOCOUPLE
17	1	5473	- REV -	FUSE 4-AMP FAST-BLOW 1/4x1-1/4
16	1	20260	- REV -	FUSE GLASS 1/4 x 1-1/4 2-AMP FAST-BLOW
15	1	5582	- REV -	FUSE 8-AMP SLOW-BLOW 1/4X1-1/4
14	2	8530	- REV -	SCREW FLAT U/CUT S/S PHIL #6-32 x 1/4"
13	1	6643	- REV -	INDICATOR LIGHT PANEL MOUNT RED LED 12V
12	1	4587	- REV -	BOARD ASS'Y, THERMOCOUPLE DISPLAY
11	19	8174	- REV -	MACH. SCREW 6-32 x .250 S/S PHILLIPS ROUND HEAD
10	5	5474	- REV -	FUSE HOLDER SINGLE (FOR 1/4 X 1-1/4" FUSES)
9	1	4053M	- REV -	RELAY 24VAC, COIL DPST-NO
8	1	4010	- REV -	TRANSFORMER 120V/24V
7	1	3787	- REV -	TRANSFORMER 115V/12VAC
6	1	11009	- REV -	TERMINAL BLOCK 12-POSITION
5	1	7810	- REV -	KNOB PLASTIC (BLACK)
4	1	4326.60Hz	- REV -	TIMER ELECTRICAL
3	1	4320	- REV -	SWITCH RED MAIN ON/OFF, NC
2	1	4563	- REV -	SWITCH MANUAL ADVANCE / IGNITION RESET, NOx2
1	1	4302	- REV -	BUZZER 24V

ALL DIMENSIONS ARE IN INCHES

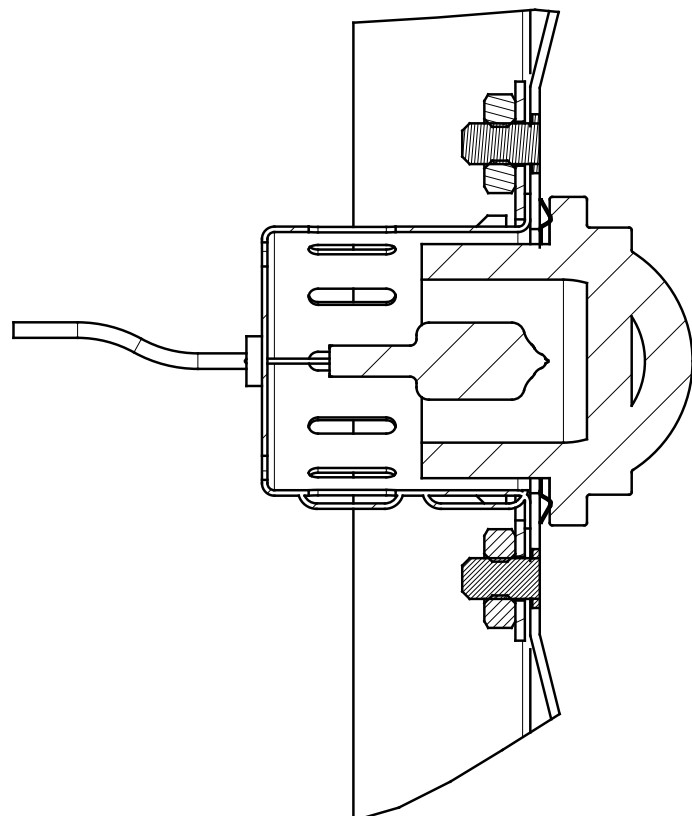
UNLESS SPECIFIED OTHERWISE TOLERANCES ARE:
 AUTOMATED PROCESSES
 FEATURE PROFILE DIMENSIONS (UNDER 6 INCHES) ±0.005
 FEATURE PROFILE DIMENSIONS (OVER 6 INCHES) ±0.010
 FEATURE POSITIONING (DISTANCE BETWEEN FEATURES) ±0.010
 FEATURE POSITIONING (DISTANCE FROM MATERIAL EDGE) ±0.010
 FEATURE POSITIONING (DISTANCE FROM BEND) ±0.025
 FLANGE LENGTH (DISTANCE FROM BEND TO MATERIAL EDGE) ±0.015
 FLANGE LENGTH (DISTANCE BETWEEN TWO BENDS) ±0.030
 MANUAL PROCESSES
 WELDED FEATURE POSITIONING ±0.030

PART NAME: ELECTRICAL COMPONENT PANEL, ASS'Y, BLAZE	
WHERE USED: BLAZE	
MATERIAL: SEE BOM	
FINISH: -	
DRAWN BY: JIA HUI XU	PART NO: -
APPROVED BY:	DRAWING NO: 99-8698
	REV: 10
SCALE: 5:16	PAPER SIZE: B
SHEET: 1 OF 1	HARDT Responsive, Reliable Solutions

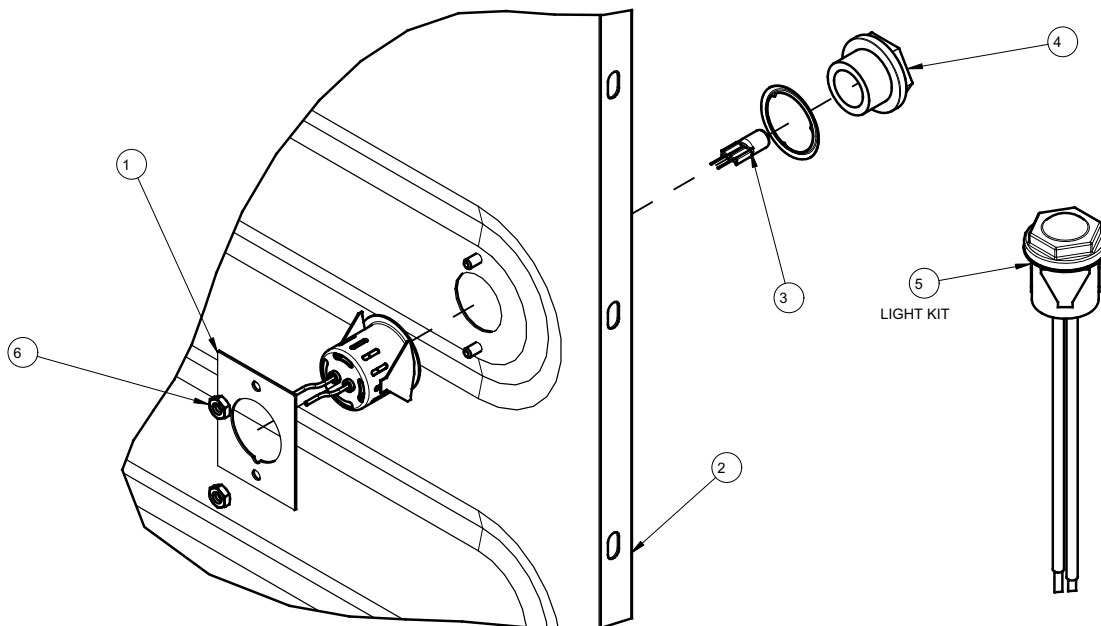
SEE TABLE

THE FLAT VIEW IS SHOWN FOR REFERENCE ONLY, THE VENDOR IS RESPONSIBLE FOR PROVIDING THE CORRECT FLAT IN ORDER TO OBTAIN THE FINISHED PART AS DIMENSIONED.

REV	DESCRIPTION	BY	DATE
0	ORIGINAL RELEASE	-	-
1	#4642	NL	10-DEC-08



SECTION A-A
SCALE 2:1



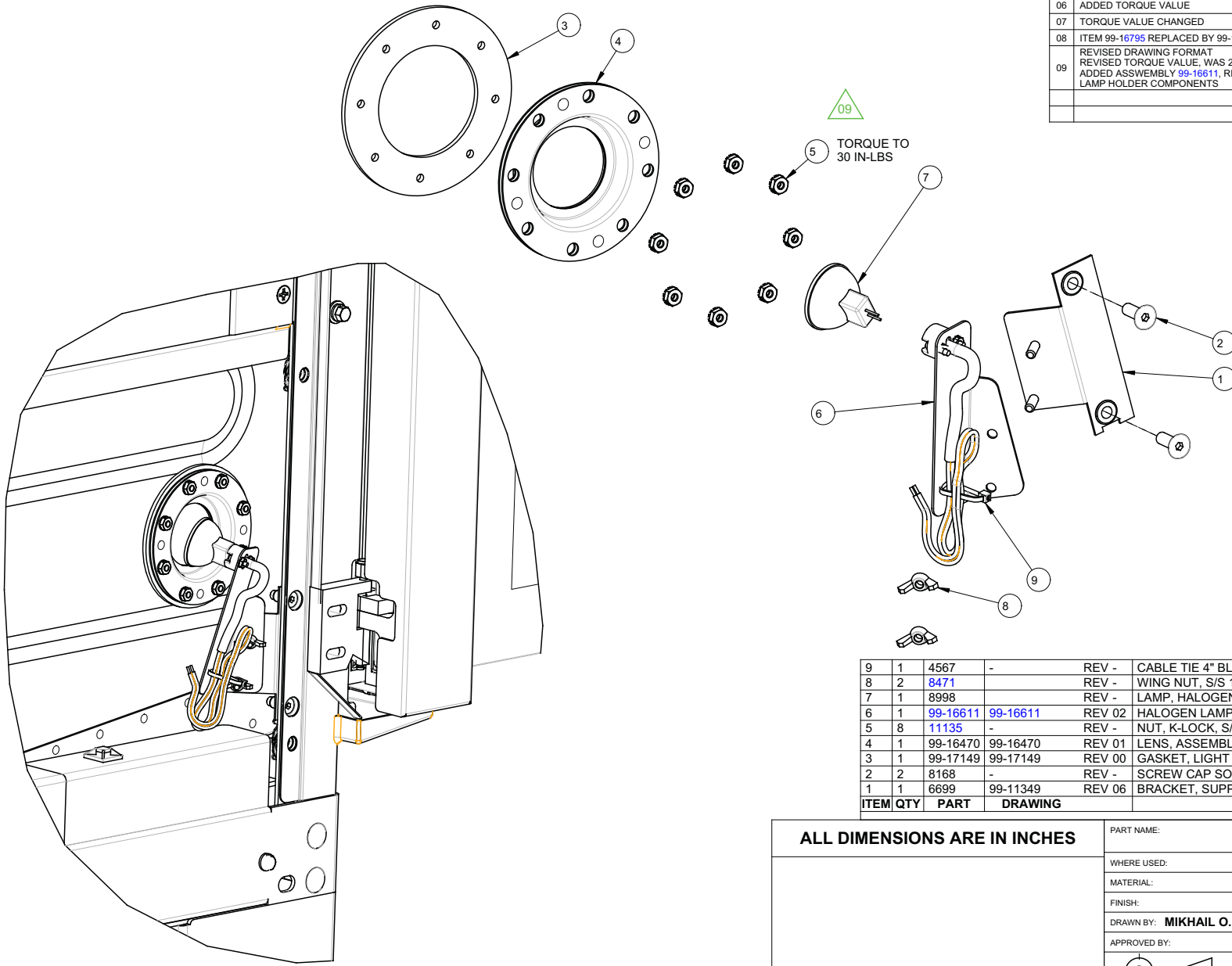
6	2	-		REV	HEX NUT 8-32, STL
5	1	4249	4249	REV 0	LIGHT FIXTURE HALOGEN 10W
4	1	-	9005	REV 0	LENS, LIGHT
3	1	8997		REV	BULB LIGHT HALOGEN 12V, 10W, BLAZE
2	1	NA	99-8938	REV 12	WALL, INNER, "WRAPPER" STYLE
1	1	-	99-10480	REV 0	PLATE, LIGHT SOCKET, WRAPPER
ITEM	QTY	PART	DRAWING		DESCRIPTION

THIRD ANGLE PROJECTION		CATEGORY:	-	WEIGHT (LB):	0.00	PARENT ASSY:	-	
		MATERIAL:	SEE BOM			FINISH:	-	
ALL DIMENSIONS ARE IN INCHES UNLESS SPECIFIED OTHERWISE TOLERANCES ARE: FRACTIONS: ±1/32 ANGLE: ±1° BLANK: .X: ±0.1 .XX: ±0.01 .XXX: ±0.005		CUT SIZE:				BEND ALL:	-	
		PART NAME:	LIGHT, INSTALLATION, BLAZE				DRAWING NO.:	99-10483
		DRAWN BY:	N. LAM	PART NO.:	-	SHEET:	1 OF 1	
		APPROVED BY:						
		DATE:	14-AUG-08	SCALE:	1:2	PAPER SIZE:	B	
		HARDT EQUIPMENT MANUFACTURING INC. 1756 50 AVE. LACHINE, QUEBEC, CANADA H8T 2V5 TEL: (514) 631-7271 FAX: (514) 631-7172						

NOTE:

- * REMOVE ALL BURRS, SHARP EDGES AND CORNERS.
- * UNLESS OTHERWISE SPECIFIED, AFTER-BEND DIMENSIONS ARE:
 - OD (OUTSIDE DIMENSION) FOR 90° BENDS AND MORE.
 - ID (INSIDE DIMENSION) FOR BENDS LESS THAN 90°
 - HAVE A TOLERANCE OF ±0.031

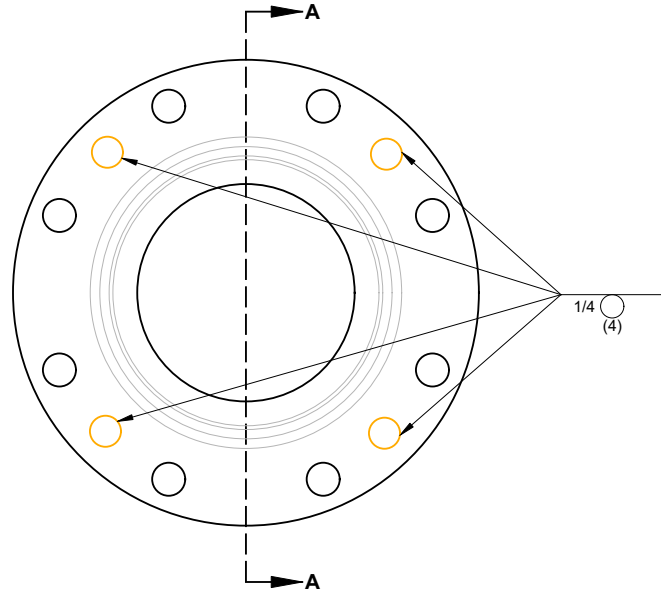
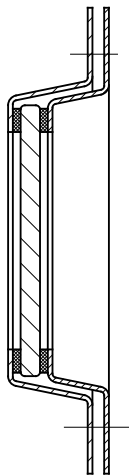
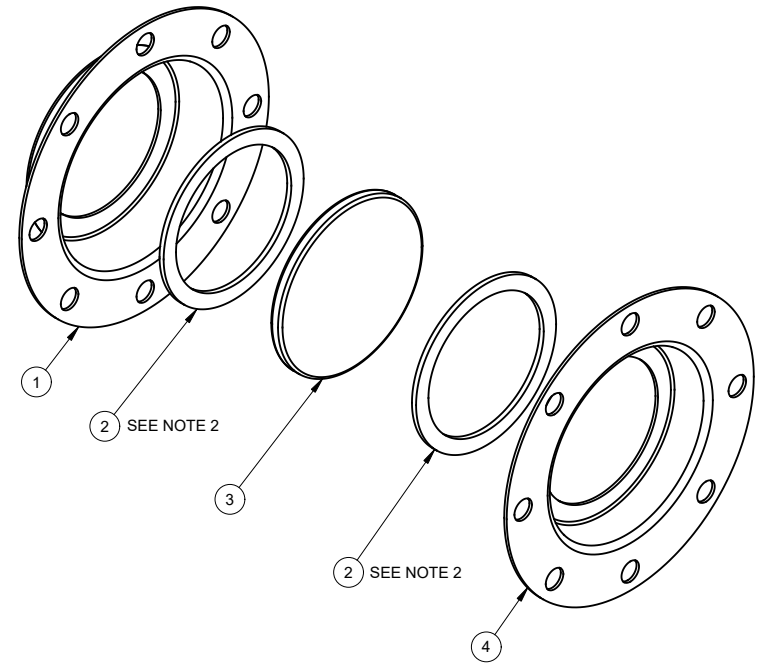
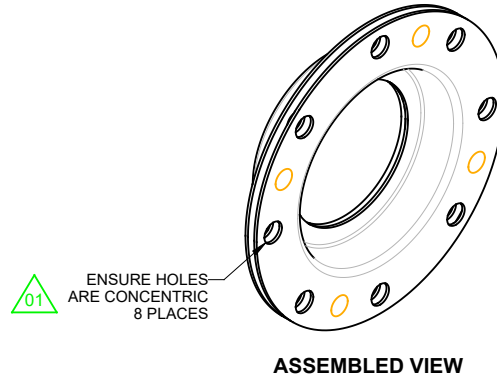
REV	DESCRIPTION	ECO	BY	DATE
06	ADDED TORQUE VALUE	2644	RD	2017-06-13
07	TORQUE VALUE CHANGED	2679	JM	2017-07-31
08	ITEM 99-16795 REPLACED BY 99-17149	2718	CM	2017-11-28
09	REVISED DRAWING FORMAT REVISED TORQUE VALUE, WAS 20 IN-LBS ADDED ASSEMBLY 99-16611, REPLACES INDIVIDUAL LAMP HOLDER COMPONENTS	2881	PGS	2019-02-25



ITEM	QTY	PART	DRAWING	REV	DESCRIPTION	SERVICE NO
9	1	4567	-	REV -	CABLE TIE 4" BLACK HIGH TEMP	4567
8	2	8471		REV -	WING NUT, S/S 10-32	8471
7	1	8998		REV -	LAMP, HALOGEN, MR-11, 12V/20W, W/GLASS COVER	8998
6	1	99-16611	99-16611	REV 02	HALOGEN LAMP HOLDER BI-PIN G4, ASSY	SEE 99-16611
5	8	11135	-	REV -	NUT, K-LOCK, S/S, #8-32	11135
4	1	99-16470	99-16470	REV 01	LENS, ASSEMBLY, LIGHT, 8 HOLES	14040
3	1	99-17149	99-17149	REV 00	GASKET, LIGHT ASSEMBLY, 8 HOLES	14040
2	2	8168	-	REV -	SCREW CAP SOCKET FLAT 1/4-20 X 3/4" S/S	8168
1	1	6699	99-11349	REV 06	BRACKET, SUPPORT, LIGHT FIXTURE	6699

ALL DIMENSIONS ARE IN INCHES		PART NAME: LIGHT ASSEMBLY			
		WHERE USED: BLAZE/INF3500/INFGC			
		MATERIAL: SEE BOM			
		FINISH: N/A			
DRAWN BY: MIKHAIL O.		PART NO: 6701		DRAWING NO: 99-11907	
APPROVED BY:				REV: 09	
		SCALE: 3:8		PAPER SIZE: B	
		SHEET: 1 OF 1		HARDT Responsive, Reliable Solutions	

REV	DESCRIPTION	ECO	BY	DATE
00	ORIGINAL RELEASE	-	RD	2017-01-20
01	REVISED PART 99-16641, 99-11715 & 99-11353 ADDED NOTE FOR ASSEMBLED VIEW ALSO USED IN BLAZE, INF-GC, & INF-3500	2845	FB	2018-08-31



4	1	99-11715	99-11715	REV 04	BACK COVER, LIGHT, WRAPPER ASS'Y
3	1	8995	99-11353	REV 03	GLASS, LIGHT
2	2	99-15111	99-15111	REV 03	GASKET, LENS ASSEMBLY, SMALL
1	1	99-16641	99-16641	REV 01	COVER, LIGHT, WRAPPER ASS'Y, NO STUDS
ITEM	QTY	PART	DRAWING		DESCRIPTION

01

ALL DIMENSIONS ARE IN INCHES

UNLESS SPECIFIED OTHERWISE TOLERANCES ARE:
MANUAL PROCESSES ±0.030
WELDED FEATURE POSITIONING

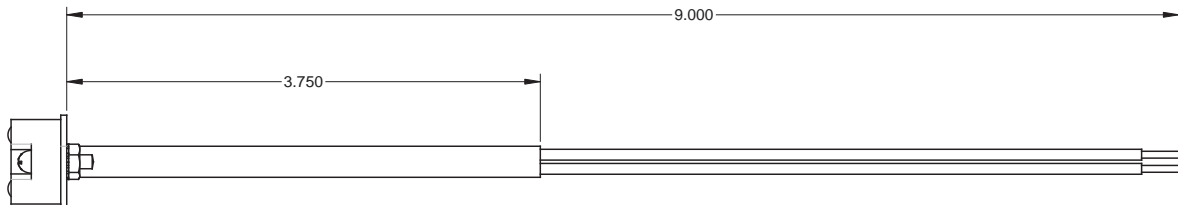
PART NAME:		LENS, ASSEMBLY, LIGHT, 8 HOLES			
WHERE USED:		BLAZE, INF-GC, INF-3500, INF-4500, INF-2500			
MATERIAL:		SEE BOM			
FINISH:		N/A			
DRAWN BY:	FYRIALE B.	PART NO.:	99-16470		DRAWING NO.:
APPROVED BY:					99-16470
					REV 01
		SCALE:	1:1	PAPER SIZE:	B
		SHEET:	1 OF 1		
				HARDT Responsive, Reliable Solutions	

NOTES:

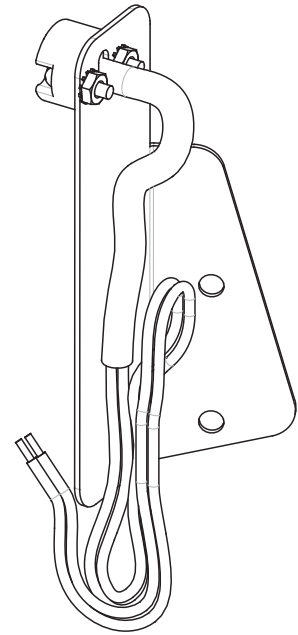
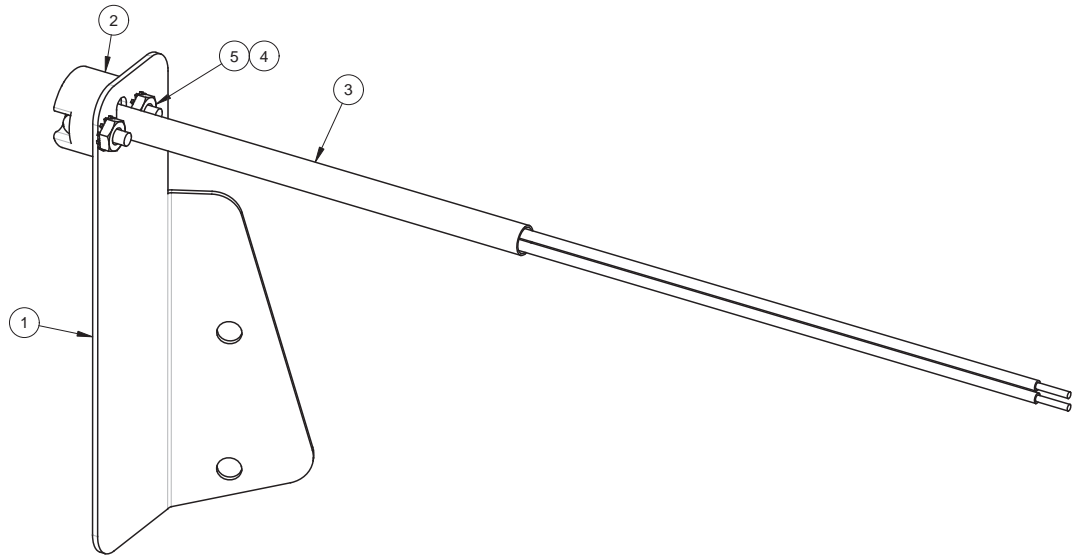
- 1) ASSEMBLED PARTS AS SHOWN
- 2) ENSURE SMALL GASKETS ARE CONCENTRIC TO GLASS AND COVER
- 3) SERVICE BULLETIN AVAILABLE: SVC-016-0059-01

CLASS: N/A

GROUP: N/A



REV	DESCRIPTION	ECO	BY	DATE
00	ORIGINAL RELEASE	-	CM	2017-09-14
01	REPLACED 11146.1/4 BY 14128_4 MODIFIED NOTE FOR STEP 3	-	CM	2018-08-31
02	REDRAWN STRAIGHT	-	MMO	2019-01-31



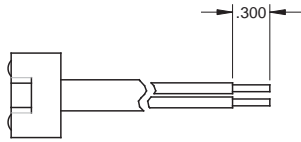
ASSEMBLED VIEW
AS INSTALLED

NOTES:

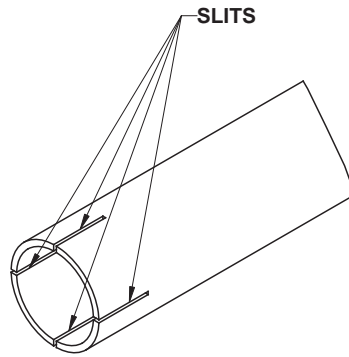
1) ITEMS MARKED AS N/A ARE NOT AVAILABLE FOR ORDER BY SERVICE PARTNERS.
IF THIS ITEM IS NEEDED, PLEASE ORDER THIS ASSEMBLY (P/N 99-16611)

ITEM	QTY	PART	DRAWING	DESCRIPTION	SERVICE NO
5	2	11132	-	NUT, K-LOCK, S/S, #4-40	11132
4	2	8572	-	MACH. SCREW 4-40 x 1/2 S/S PHILLIPS FILLISTER HEAD	8572
3	1	14128_4	-	SILICONE RUBBER SLEEVING WHITE 1/4" x 4" LONG	14128_4
2	1	9013	-	HALOGEN LAMP HOLDER BI-PIN G4 W/18" LEADS	9013
1	1	6698	99-11347 REV 07	BRACKET, HOLDER, LIGHT FIXTURE	N/A

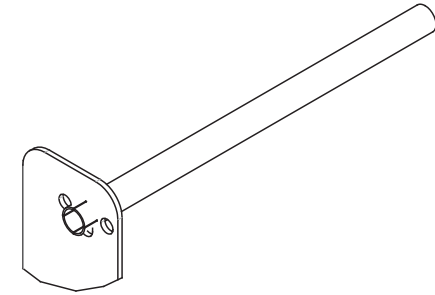
PART NAME: HALOGEN LAMP HOLDER BI-PIN G4, ASSY			
WHERE USED: BLAZE/3500/GC/4500			
MATERIAL: SEE BOM			
FINISH: -			
DRAWN BY: MIKHAIL O.	PART NO: 99-16611	DRAWING NO: 99-16611	REV: 02
APPROVED BY:		SCALE: 1:1	PAPER SIZE: B
SHEET: 1 OF 2		 Responsive, Reliable Solutions	



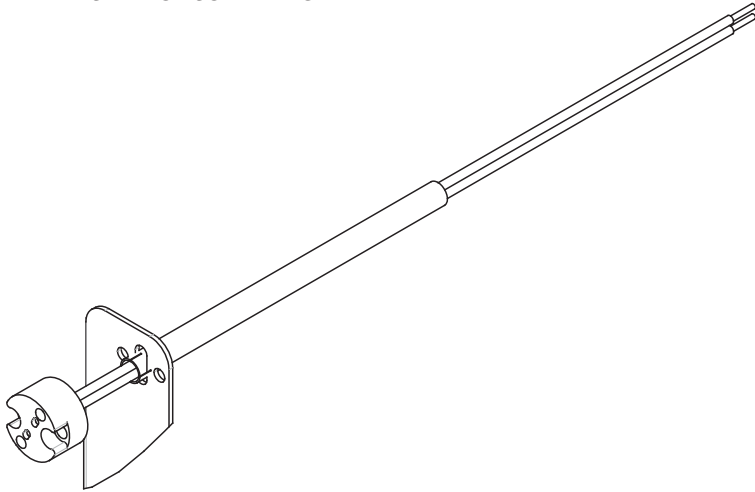
STEP 1: TRIM INSULATION AND TIN EXPOSED WIRES BY POT SOLDERING



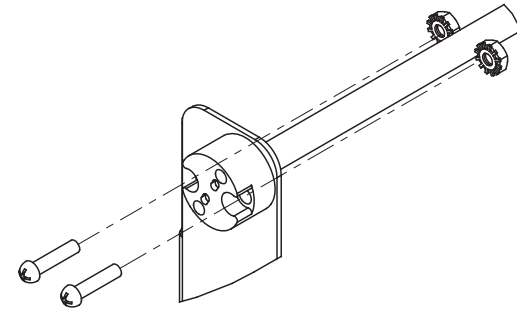
STEP 2: SLIT SLEEVE 1/4", 4 PLACES



STEP 3: ROUTE SLEEVE THROUGH BRACKET OBOURD HOLE FOLD TABS OVER



STEP 4: INSERT THE HALOGEN LAMP HOLDER WIRES INTO THE SLEEVE



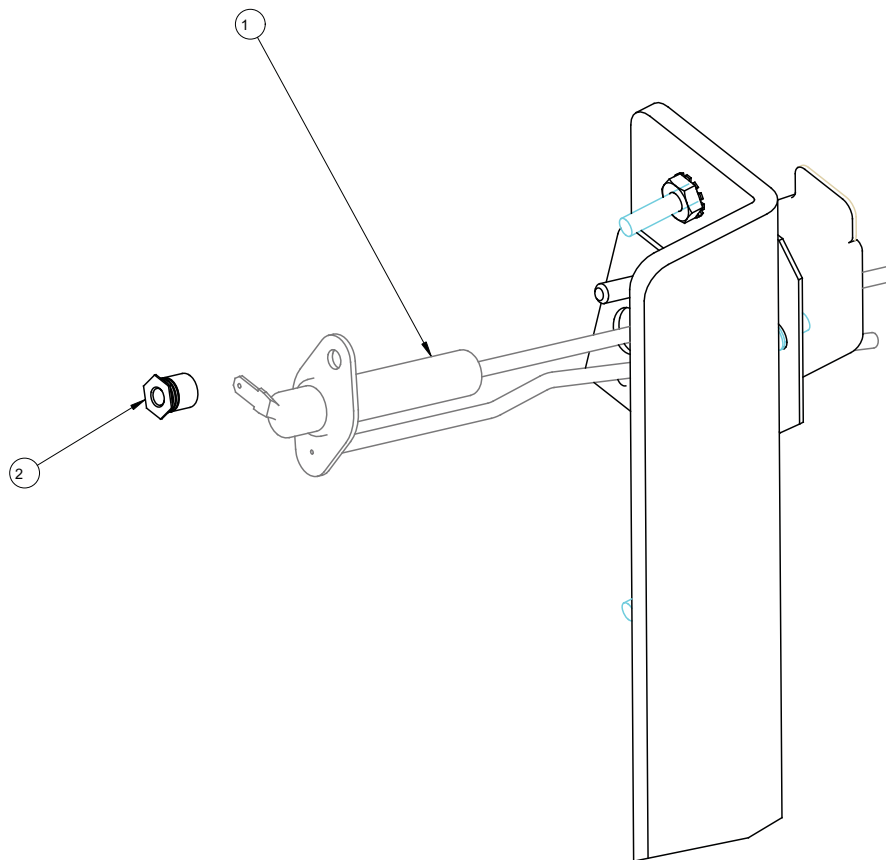
STEP 5: FOLD SLEEVE AGAINST BRACKET AND CLAMP SLEEVE IN PLACE WITH THE HALOGEN LAMP HOLDER AND HARDWARE

PART NAME: HALOGEN LAMP HOLDER BI-PIN G4, ASSY			
DRAWN BY: MIKHAIL O.	PART NO: 99-16611	DRAWING NO: 99-16611	REV: 02
APPROVED BY:			
	SCALE: 1:1	PAPER SIZE: B	 HARDT Responsive, Reliable Solutions
	SHEET: 2 OF 2		

THINK SAFETY - REMOVE ALL BURRS, SHARP EDGES AND CORNERS

PROJ MODEL:99-12682-ASSEM / FILE NAME: 99-12682

REV	DESCRIPTION	CCR	BY	DATE
0	ORIGINAL RELEASE		MD	01 FEB 10
1	REMOVE DIELECTRIC GREASE	#1796	MN	22-APR-13
02	P/N ADDED PART DESCRIPTION REVISED	#2597	CM	2016-11-18



FEATURE MARKED ARE
CRITICAL TO QUALITY

F FIT AND FUNCTION

A APPEARANCE

2	1	10280	REV	STANDOFFTHRU-HOLE THREADED S/S 8-32 x .5/16 (PEM# SOS-832-10)
1	1	6719	6719 REV 0	FLAME SENSOR, DUAL PROBE
ITEM	QTY	PART	DRAWING	DESCRIPTION
THIRD ANGLE PROJECTION				
		CATEGORY: BLAZE/INF-3500/INF-GC		WEIGHT (LB): 0.00
ALL DIMENSIONS ARE IN INCHES UNLESS SPECIFIED OTHERWISE TOLERANCES ARE: FRACTIONS: ±1/32 ANGLE: ±1° BLANK: .X: ±0.1 .XX: ±0.01 .XXX: ±0.005		MATERIAL: SEE BOM		PARENT ASSY: -
PART NAME: SERVICE DRAWING, CP FLAME SENSOR		DRAWN BY: CARLOS M.		PART NO: 6719.KIT
DRAWING NO: 99-12682		APPROVED BY:		DATE: 01 FEB 10
SCALE: 1:1		PAPER SIZE: B		SHEET: 1 OF 1
HARDT EQUIPMENT MANUFACTURING INC. 1756 50 AVE. LACHINE, QUEBEC, CANADA H8T 2V5 TEL: (514) 631-7271 FAX: (514) 631-7172				

TITLE: BX CABLE ASSEMBLY

PART #: 99-21302

DRAWING: 99-21302

REVISION: 00 (Original released under ECO #3109)

WHERE USED: BLAZE (except FD double decks) and 100-120V GCs and 3500s with flame rectification (SERVICE ONLY)

DATE: 2021-04-08

MODIFIED BY: JIA HUI XU

BILL OF MATERIALS

ITEM	PART	DESCRIPTION	QUANTITY	FIGURE
1	99-21301	DUAL PROBE FLAME SENSOR WIRE ASSEMBLY	1	2, 3
2	8213_83.5	WIRE UL5107 16 AWG TAN 450°C 600V x 83.5" LONG	2	2, 3
3	11145_42	TUBE HEAT SHRINK BLACK 2:1 3/8" x 42" LONG	1	1
4	7461_40	CABLE FLEXIBLE METAL CONDUIT 1/2" x 40" LONG	1	1
5	7891	BUSHING, RED 1/2" (FOR FLEXIBLE METAL CONDUIT)	2	1
6	7460.MOD	FLEXIBLE METAL CONDUIT, CONNECTOR, 90° (MODIFIED)	2	1
7	14128_4	SLEEVING SILICONE RUBBER COATED SG-200 A 1/4" WHITE x 4" LONG	1	2
8	14128_8	SLEEVING SILICONE RUBBER COATED SG-200 A 1/4" WHITE x 8" LONG	1	3
9	14128_10	SLEEVING SILICONE RUBBER COATED SG-200 A 1/4" WHITE x 10" LONG	1	3
10	4567	CABLE TIE 4" HIGH TEMP BLACK	3	1

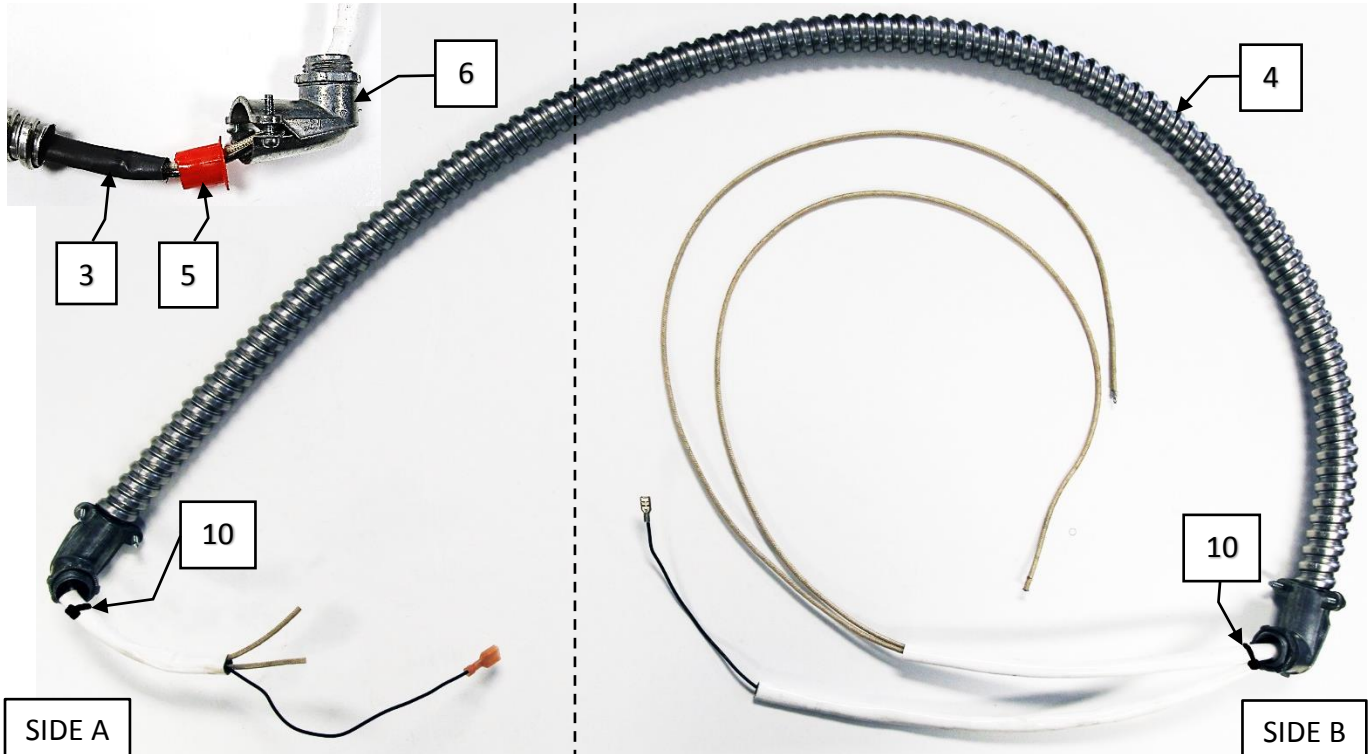


FIGURE 1

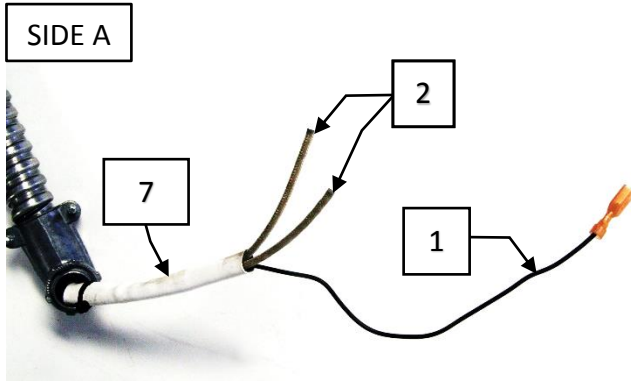


FIGURE 2

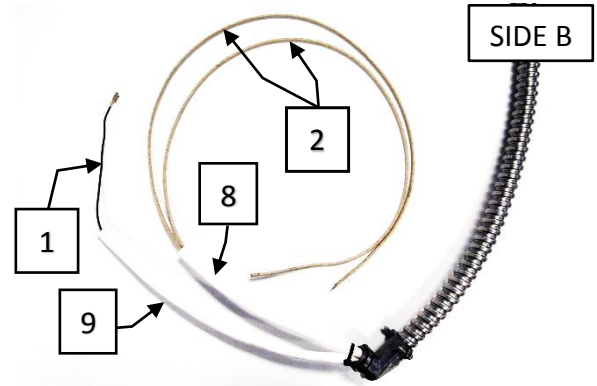


FIGURE 3

ITEM	PART #	LENGTH SUPPLIED APPROXIMATELY (as measured from end of flexible metal conduit connector)	
		SIDE A	SIDE B
1	99-21301	59.0"	16.0"
2	8213_83.5	7.0"	33.0"
7	14128_4	3.5"	-
8	14128_8	-	7.5"
9	14128_10	-	9.5"

1. Insert flame sensor wire assembly (1) and tan wires (2) through black heat shrink tubing (3). Do not shrink. Note terminated ends.
2. Insert wires and heat shrink tubing assembly through flexible metal conduit (4). Leave approximately 1" of heat shrink tubing exposed at one end. Other end may be longer and will be trimmed in step 6.
3. Place metal conduit with wires and heat shrink tubing assembly into jig provided.
4. Insert red bushings (5) on both ends of wires and heat shrink tubing assembly, note orientation, (see Fig. 1), and press into metal conduit.
5. Adjust wires to required exposed lengths at each end, measured from the end of metal conduit (see **Length Supplied** table), while adding an extra 1" to the lengths.
6. Install first flexible metal conduit connector (6) at the end of metal conduit with 1" of heat shrink tubing exposed. If heat shrink tubing extends longer at the other end, trim it to the proper exposed length of 1" and proceed to install second connector. Ensure that both connectors are oriented in the same direction, (see Fig.1)
7. If needed, adjust wires again to required exposed lengths, measuring from the end of connectors (see **Length Supplied** table).
8. Add silicone sleeving (7, 8, and 9) to exposed wires. Note piece placement and wire groupings, (see Fig. 2 and 3). Push ends of silicone sleeving into connectors so that exposed ends are at the required lengths (see **Length Supplied** table).
9. Secure silicone sleeving in place with cable ties (10).

TITLE: BX CABLE ASSEMBLY
PART #: 99-18403
DRAWING: 99-18403
REVISION: 06 (ECO #3109)
WHERE USED: BLAZE FD TOP/BOTTOM
DATE: 2021-04-08
MODIFIED BY: JIA HUI XU

06

BILL OF MATERIALS				
ITEM	PART #	DESCRIPTIONS	QUANTITY	FIGURE
1	4293	TERMINAL BUTT SPLICE VINYL INS. BUTTED-SEAM RED #18-20	4	2
2	11365_58	WIRE UL1815 18 AWG RED 250°C x 58" LONG	2	2, 3
3	11116_58	WIRE UL1815 18 AWG WHITE 250°C x 58" LONG	2	2, 3
4	99-21301	DUAL PROBE FLAME SENSOR WIRE ASSEMBLY	1	2, 3
5	11145_42	TUBE HEAT SHRINK BLACK 2:1 3/8" x 42" LONG	1	1
6	7461_40	FLEXIBLE METAL CONDUIT 1/2" x 40" LONG	1	1
7	7891	BUSHING, RED 1/2" (FOR FLEXIBLE METAL CONDUIT)	2	1
8	7460.MOD	FLEXIBLE METAL CONDUIT, CONNECTOR, 90° (MODIFIED)	2	1
9	14128_4	SLEEVING SILICONE RUBBER COATED SG-200 A 1/4" WHITE x 4" LONG	2	2, 3
10	14128_10	SLEEVING SILICONE RUBBER COATED SG-200 A 1/4" WHITE x 10" LONG	1	3
11	4567	CABLE TIE 4" HIGH TEMP BLACK	2	1
12	99-17554	BLAZE LIGHT ASSEMBLY (TAN WIRES & BUTT SPLICE TERMINALS)	2	3
13	99-17555	BLAZE DOOR SWITCH ASSEMBLY (TAN WIRES & MULTIPLE TERMINALS)	2	3




FIGURE 1

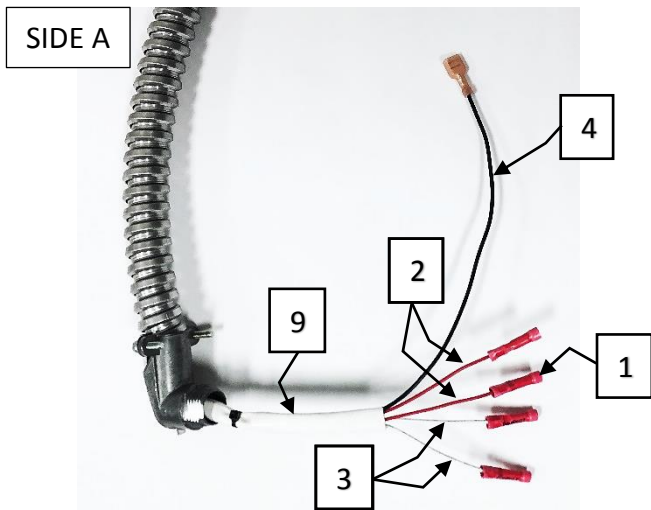


FIGURE 2

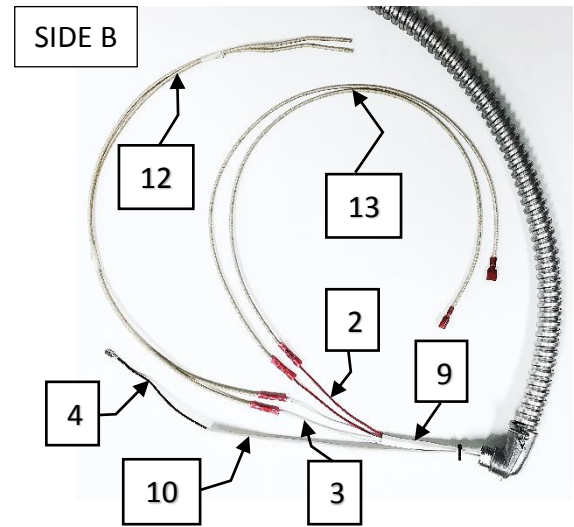
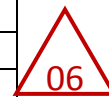


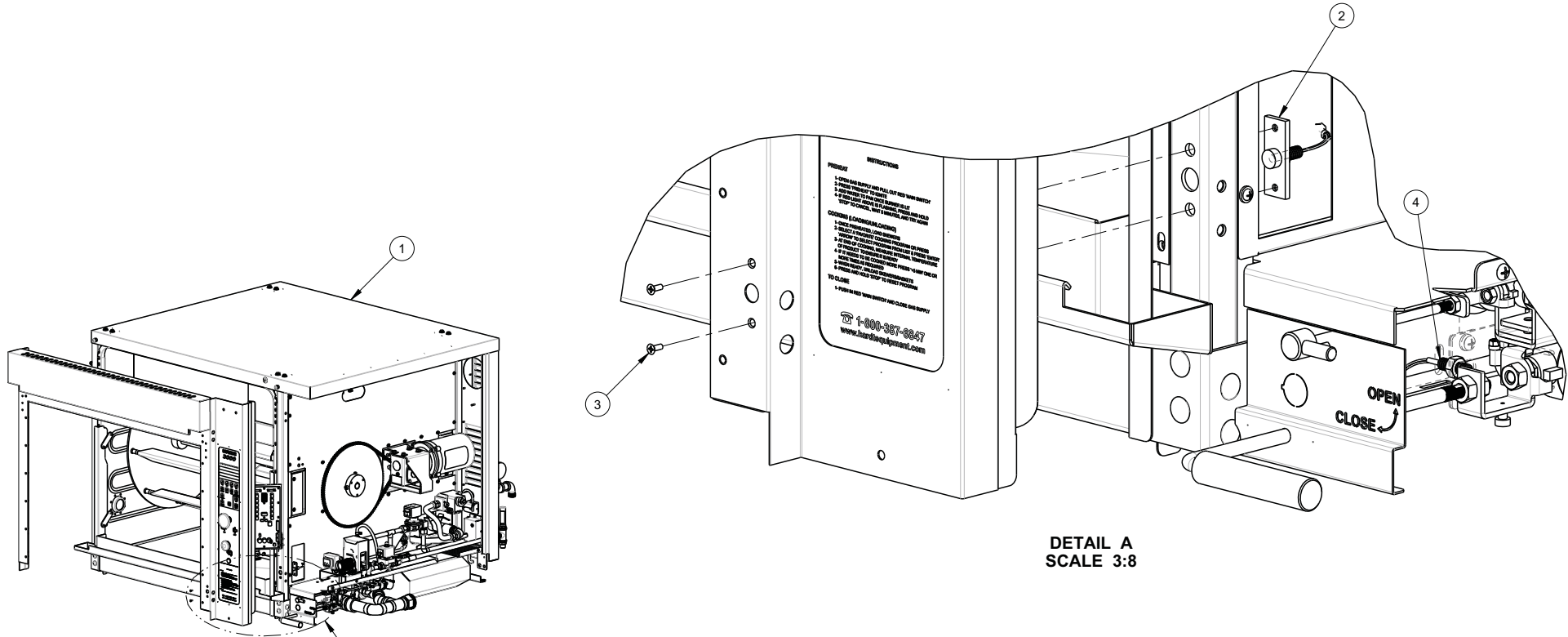
FIGURE 3

ITEM	PART #	LENGTH SUPPLIED APPROXIMATELY (as measured from end of flexible metal conduit connector)	
		SIDE A	SIDE B
2	11365_58	7.0"	8.0"
3	11116_58	7.0"	8.0"
4	99-21301	59.0"	16.0"
9	14128_4	3.5"	3.5"
10	14128_10	-	9.5"



1. Add a butt splice terminal (1) to one end of each red wire (2).
2. Add a butt splice terminal to one end of each white wire (3).
3. Insert red wires, white wires, and flame sensor wire assembly (4) through black heat shrink tubing (5). Do not shrink. Note terminated ends.
4. Insert wires and heat shrink tubing assembly through flexible metal conduit (6). Leave approximately 1" of heat shrink tubing exposed at one end. Other end may be longer and will be trimmed in step 8.
5. Place metal conduit with wires and heat shrink tubing assembly into jig provided.
6. Insert red bushings (7) on both ends of wires and heat shrink tubing assembly, note orientation, (see Fig.1), and press into metal conduit.
7. Adjust wires to required exposed lengths at each end, measured from the end of metal conduit, (see **Length Supplied** table), while adding an extra 1" to the lengths.
8. Install first flexible metal conduit connector (8) at the end of metal conduit with 1" of heat shrink tubing exposed. If heat shrink tubing extends longer at the other end, trim it to the proper exposed length of 1" and proceed to install second connector. Ensure that both connectors are oriented in the same direction, (see Fig.1).
9. If needed, adjust wires again to required exposed lengths, measuring from the end of connectors (see **Length Supplied** table).
10. Add silicone sleeving (9 and 10) to exposed wires. Note piece placement, and wire groupings, (see Fig. 2 and 3). Push ends of silicone sleeving into connectors so that exposed ends are at the required lengths (see **Length Supplied** table).
11. Secure silicone sleeving in place with cable ties (11).
12. Attach blaze light assembly (12) to free ends of white wires.

REV	DESCRIPTION	ECO	BY	DATE
0	ORIGINAL RELEASE	-	RH	23-SEP-09
01	SENSOR PARTS REVISED. SERVICE NUMBER ADDED.	2997	JX	2021-09-23



DETAIL A
SCALE 3:8

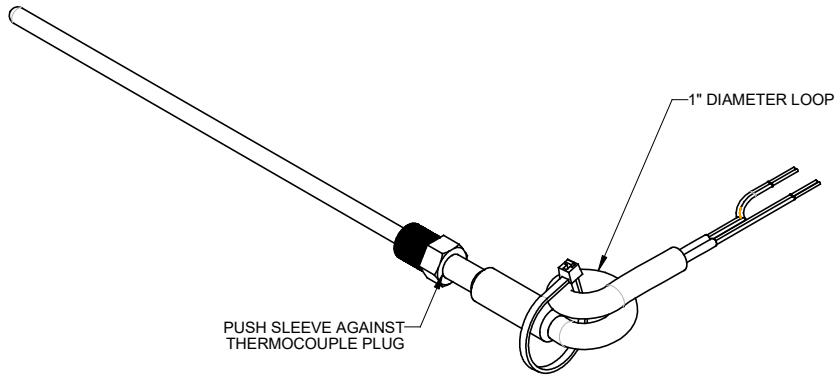
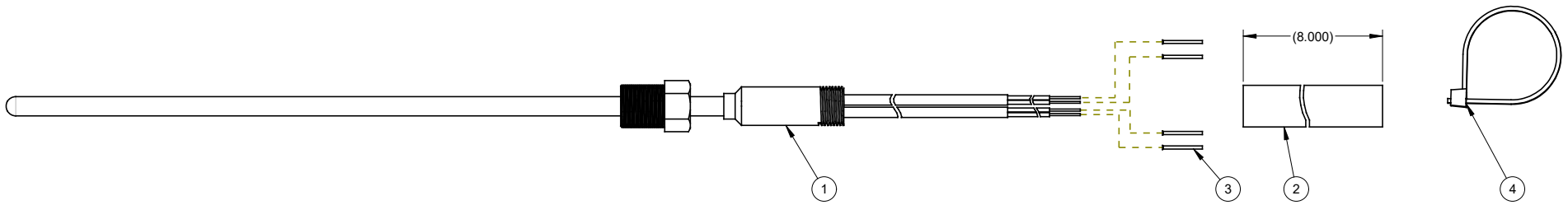
FOR CLARIFICATION PURPOSES
SOME ITEMS ARE OMITTED
FROM THE DRAWING



ITEM	QTY	PART	DRAWING	DESCRIPTION	SERVICE NO
4	1	99-16879	99-16879	REV 02 DRAIN VALVE SENSOR MK11 ASSEMBLY	14064
3	2	11343	-	REV - SCREW PHILLIPS FLAT S/S U/CUT #6-32 x 3/8" LONG	11343
2	1	99-17404	99-17404	REV 00 DOOR SENSOR ASSEMBLY	99-16883
1	1	1238	99-9904	REV 36 SHELL ASSEMBLY, w. INSULATION	

THIRD ANGLE PROJECTION	CATEGORY: INF-3500/BLAZE	WEIGHT (LB):	PARENT ASSY: -
	MATERIAL: SEE BOM		FINISH: -
ALL DIMENSIONS ARE IN INCHES	CUT SIZE:		BEND ALL: -
UNLESS SPECIFIED OTHERWISE TOLERANCES ARE:	PART NAME: MOUNT, DOOR SENSOR, ASSEMBLED, GEN II		
FRACTIONS: ±1/32	DRAWN BY: JIA HUI XU	PART NO: -	DRAWING NO: 99-12417
ANGLE: ±1°	APPROVED BY:		
BLANK: .X: ±0.1	DATE: 10 JUL 09	SCALE: 1:16	PAPER SIZE: B SHEET: 1 OF 1
.XX: ±0.01	HARDT EQUIPMENT MANUFACTURING INC. 1756 50 AVE. LACHINE, QUEBEC, CANADA H8T 2V5 TEL: (514) 631-7271 FAX: (514) 631-7172		
.XXX: ±0.005			

REV	DESCRIPTION	ECO	BY	DATE
00	ORIGINAL RELEASE	-	ZLI	2016-05-20
01	CREO DRAWING CREATED	#2576	JFM	2016-10-20
02	REPLACED P/N 4233 WITH 4567, P/N 11146_025 WITH 14128_8	#2853	XZ	2018-10-09
03	REDRAWN STRAIGHT	-	MMO	2019-01-16
04	REVISED BOM TABLE	-	XZ	2019-04-08



**ASSEMBLED VIEW
AS INSTALLED**

ASSEMBLY:

1. INSTALL SLEEVING
2. INSTALL FERRULES
2. MAKE A 1" DIAMETER LOOP
3. SECURE THE LOOP WITH THE CABLE TIE



ITEM	QTY	PART	DRAWING	REV	DESCRIPTION
4	1	4567	-	REV -	CABLE TIE 4" BLACK HIGH TEMP
3	4	7491	-	REV	FERRULE SLEEVE NON-INSULATE 22 AWG
2	1	14128_8	-	REV -	SILICONE RUBBER SLEEVING WHITE 1/4" x 8" LONG
1	1	7803	-	REV	THERMOCOUPLE TYPE K 6" MI STYLE

ALL DIMENSIONS ARE IN INCHES

PART NAME: **THERMOCOUPLE TYPE K 6" MI STYLE, ASSEMBLY**

WHERE USED: **INF-3500/INF-GC**

MATERIAL: **SEE BOM**

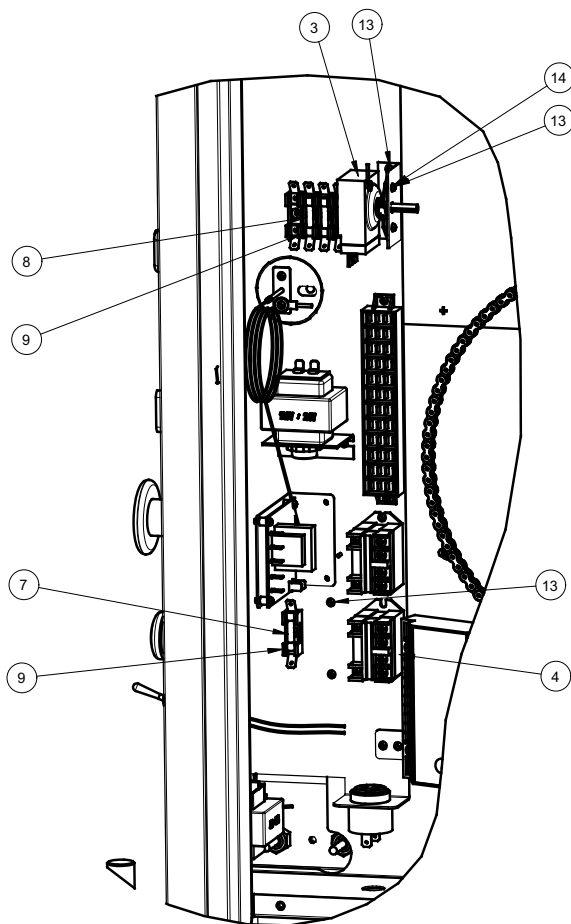
FINISH: **-**

DRAWN BY: **XIN Z.** PART NO: **7803.ASSY** DRAWING NO: **99-16571** REV: **04**

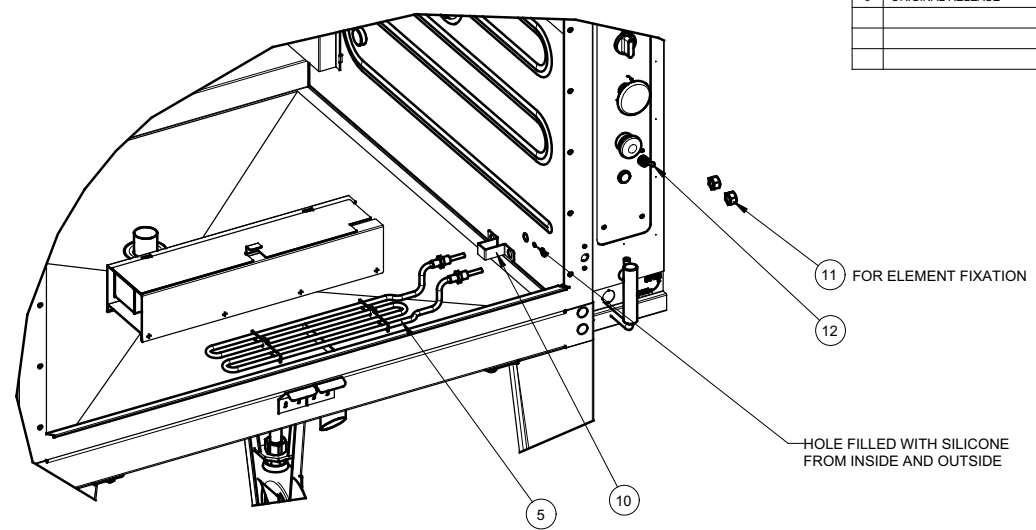
APPROVED BY: **[Signature]** SCALE: **1:1** PAPER SIZE: **B**

SHEET: **1 OF 1** **HARDT**
Responsive, Reliable Solutions

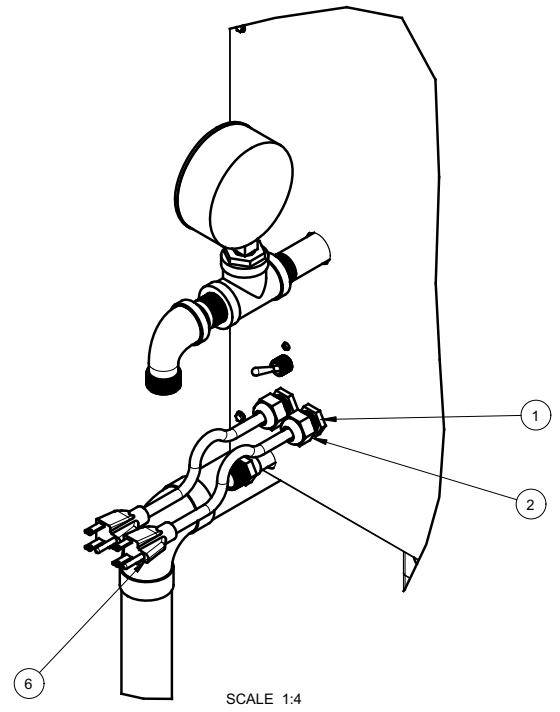
REV	DESCRIPTION	BY	DATE
0	ORIGINAL RELEASE	ZL	06-JUN-09



SCALE 1:4



HOLE FILLED WITH SILICONE FROM INSIDE AND OUTSIDE

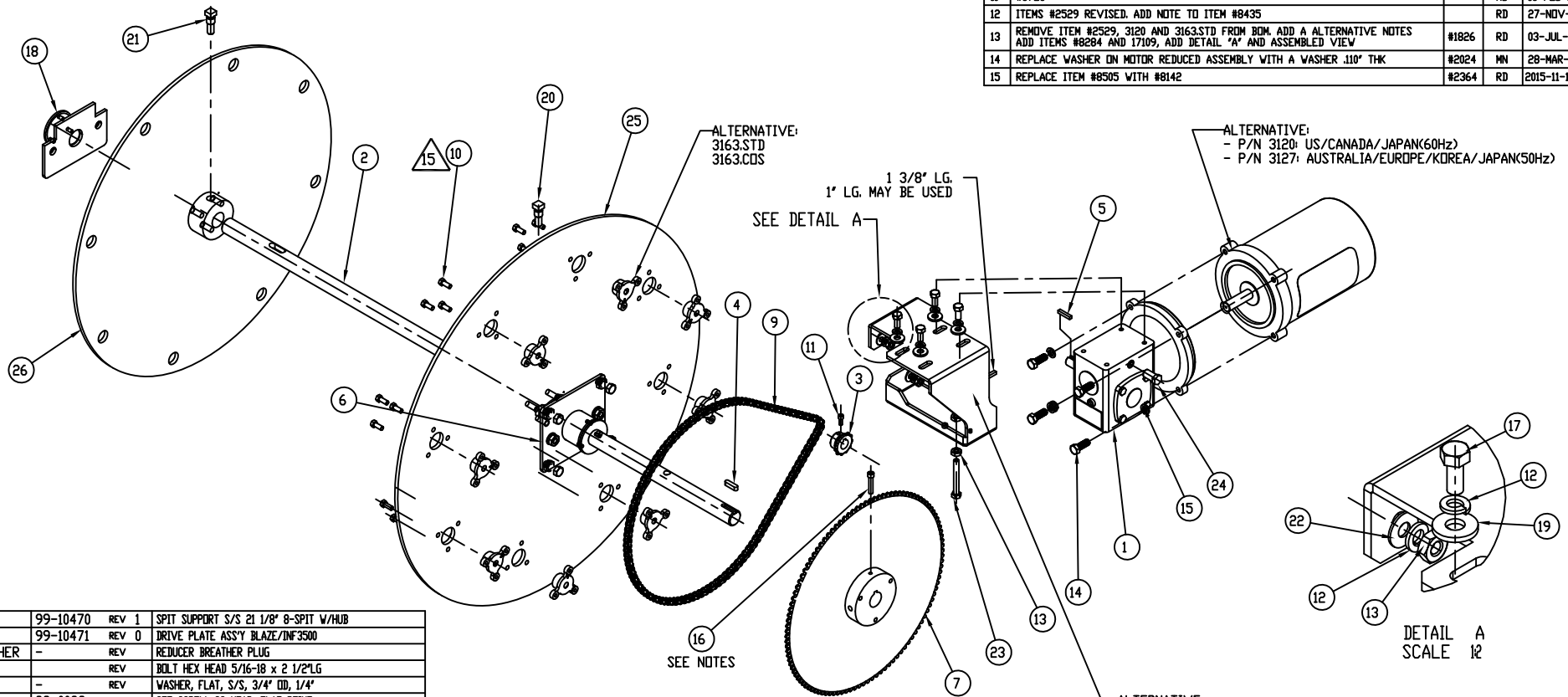


SCALE 1:4

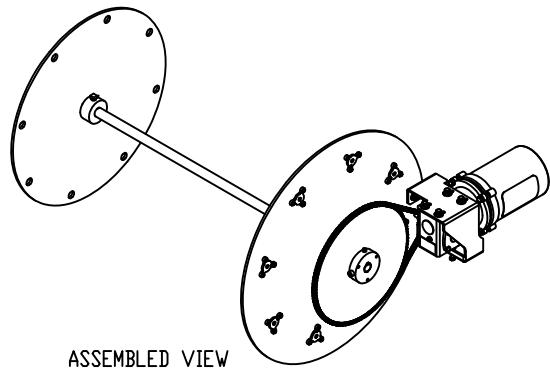
ITEM	QTY	PART	DRAWING	DESCRIPTION
14	2	-	REV	HEX NUT 6-32, S/S
13	8	8174	-	MACH. SCREW 6-32 x .250 S/S PHILLIPS ROUND HEAD
12	1	4067	-	CIRCUIT BREAKER SEALED, 12.5A, 240 VAC, 15A TRIP
11	2	8502	-	NUT BRASS 1/2-20 UNF
10	2	-	99-10215 REV 1	BRACKET, SHELL
9	2	5472	-	FUSE BLOCK, DUAL BUSSMANN S8202-2
8	1	5581	-	FUSE GLASS 1.5-AMP FAST-BLOW 1/4x1-1/4
7	1	4087	-	FUSE GLASS 1/4 X 1-1/4 10 AMP TIME DELAY
6	1	4571	-	POWER CORD MOLDED 14/3 SJTOW 9-FOOT LENGTH
5	1	-	99-11866 REV 1	HEATING ELEMENT ASSEMBLY
4	1	4053M	-	RELAY 24 VAC COIL DPST-NO
3	1	4460	-	THERMOSTAT 60 IN. K-1145-60
2	1	3769.NUT	-	STRAIN RELIEF NUT ONLY, INF-3000 DOOR CABLE
1	1	3769	-	STRAIN RELIEF, INF-3000 DOOR CABLE

THIRD ANGLE PROJECTION	CATEGORY:	WEIGHT (LB):	PARENT ASSY: -
	MATERIAL: SEE BOM	CUT SIZE:	FINISH: -
ALL DIMENSIONS ARE IN INCHES UNLESS SPECIFIED OTHERWISE TOLERANCES ARE: FRACTIONS: ±1/32 ANGLE: ±1° BLANK: .X: ±0.1 .XX: ±0.01 .XXX: ±0.005	PART NAME: SMOKER BOX, SERVICE	DRAWN BY: ZHANBO LI	PART NO: -
	DRAWING NO: 99-12219	APPROVED BY:	DRAWING NO: 99-12219
	DATE: 06-JUN-09	SCALE: 1:8	PAPER SIZE: B
	SHEET: 1 OF 1	HARDT EQUIPMENT MANUFACTURING INC.	
	1756 50 AVE. LACHINE, QUEBEC, CANADA H8T 2V5 TEL: (514) 631-7271 FAX: (514) 631-7172		

REV	DESCRIPTION	ECD	BY	DATE
11	#5725		MD	16 FEB 10
12	ITEMS #2529 REVISED. ADD NOTE TO ITEM #8435		RD	27-NOV-12
13	REMOVE ITEM #2529, 3120 AND 3163.STD FROM BOM. ADD A ALTERNATIVE NOTES ADD ITEMS #8284 AND 17109, ADD DETAIL "A" AND ASSEMBLED VIEW	#1826	RD	03-JUL-13
14	REPLACE WASHER ON MOTOR REDUCED ASSEMBLY WITH A WASHER .110" THK	#2024	MN	28-MAR-14
15	REPLACE ITEM #8505 WITH #8142	#2364	RD	2015-11-11



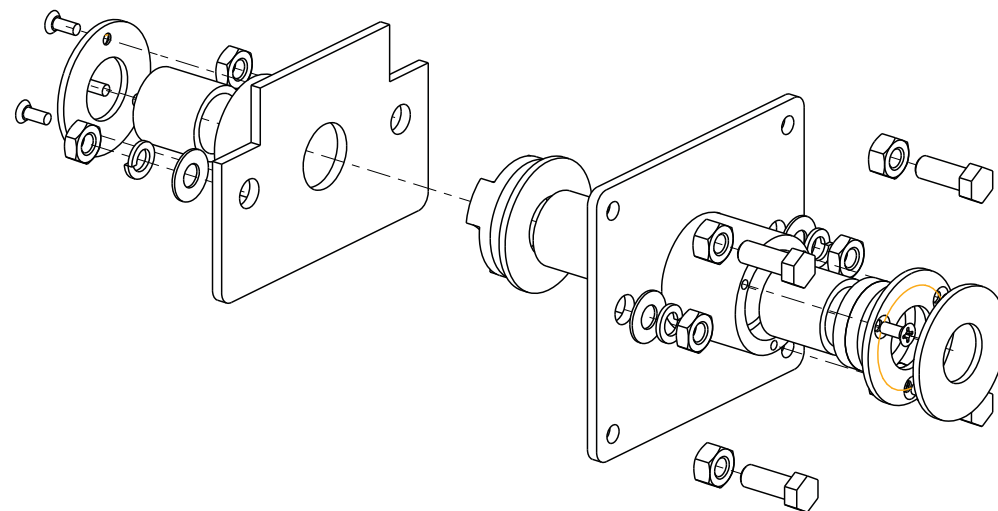
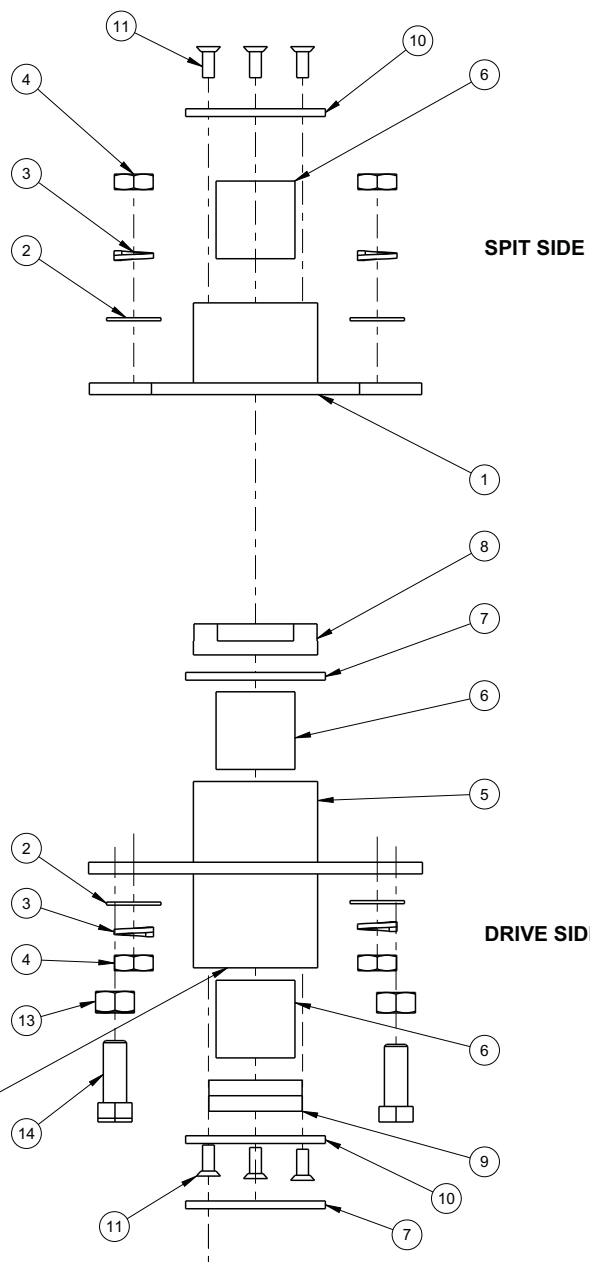
ITEM	QTY	PART	DRAWING	DESCRIPTION	
26	1	3490.BLAZE	99-10470	REV 1	SPLIT SUPPORT S/S 21 1/8" 8-SPLIT W/HUB
25	1	3440.BLAZE	99-10471	REV 0	DRIVE PLATE ASS'Y BLAZE/INF3500
24	1	3130.BREATHER	-	REV	REDUCER BREATHER PLUG
23	1	17109	-	REV	BOLT HEX HEAD 5/16-18 x 2 1/2" LG
22	3	8708	-	REV	WASHER, FLAT, S/S, 3/4" OD, 1/4"
21	1	8703	99-0088	REV -	SET SCREW, SQ HEAD, FLAT POINT
20	1	8702	99-0059	REV -	SET SCREW, SQ HEAD, CONE POINT
19	4	8630	-	REV	WASHER, FLAT, ZINC, 7/8" OD, 5/16"
18	3	8527	-	REV	SCREW PHILLIPS C/S UNDERCUT S/S#10-32 x 1/2" LONG
17	4	8437	-	REV	BOLT HEX HEAD 5/16-18 x 3/4" LG, S/S
16	1	8435	-	REV 0	SCREW CAP BLK 1/4-20x1-1/4" LG
15	4	8321	-	REV	LOCK WASHER STEEL, ZN-PL REGULAR FOR BOLT 3/8
14	4	8318	-	REV	BOLT HEX HEAD 3/8-16 x 1.00" LG, ZN PLATED
13	5	8284	-	REV	HEX NUT 5/16-18, SS
12	7	8280	-	REV	LOCK WASHER S/S REGULAR FOR BOLT 5/16 S/S
11	1	8143	-	REV 0	SCREW CAP BLK 10-32X1/2" LG
10	24	8142	-	REV	BOLT HEX HEAD 1/4-20 x 5/8" LG, S/S
9	1	6816	-	REV 0	CHAIN, 46S, SMALL SPROCKET
8	1	6674	-	REV	SILICONE SEALANT ADHESIVE BLK
7	1	6493	99-0856	REV 2	SPROCKET ASSEMBLY, DRIVE ASS'Y
6	1	6384	99-11633	REV 4	KIT, BUSHING
5	2	3362	3362	REV 0	KEYSTOCK 3/16X3/16X1"
4	1	3355	3355	REV 0	KEYSTOCK 1/4X1/4X1"
3	1	3303	99-3003	REV F	SPROCKET GEAR H35 B1X5/8" (11 TEETH)
2	1	3242	99-10860	REV 1	SHAFT, CENTER
1	1	3130	-	REV -	REDUCER, RIGHT-HAND



- NOTES:
- INSTALL THE SCREW #8435 UNTIL 1/2" THREAD IS REMAINING
 - APPLY LOCTITE TO THE EXPOSED THREAD
 - CONTINUE TO INSTALL THE SCREW UNTIL YOU GET 13 FT/LBS

THIRD ANGLE PROJECTION	CATEGORY:	BLAZE / 13500	WEIGHT (LB):	2481.10	PARENT ASSY:	-
	MATERIAL:	SEE BOM		FINISH:	-	
	PART NAME:	DRIVE ASSEMBLY, COMPLETE				
	DRAWN BY:	R.DIMITROV	PART NO:	-	DRAWING NO:	99-8411
	APPROVED BY:		DATE:	17-NOV-08	SCALE:	5:32
			PAPER SIZE:	B	SHEET:	1 OF 1
			HARDT EQUIPMENT MANUFACTURING INC.			
	Responsive, Reliable Solutions		TEL: (614) 631-7271 FAX: (614) 631-7172			

THE INFORMATION CONTAINED HEREIN IS THE PROPERTY OF HARDT EQUIPMENT MANUFACTURING INC. ANY REPRODUCTION, DISCLOSURE OR USE THEREOF IS PERMITTED ONLY AS PROVIDED BY CONTRACT, OR AS AUTHORIZED IN WRITING BY HARDT EQUIPMENT MANUFACTURING INC.



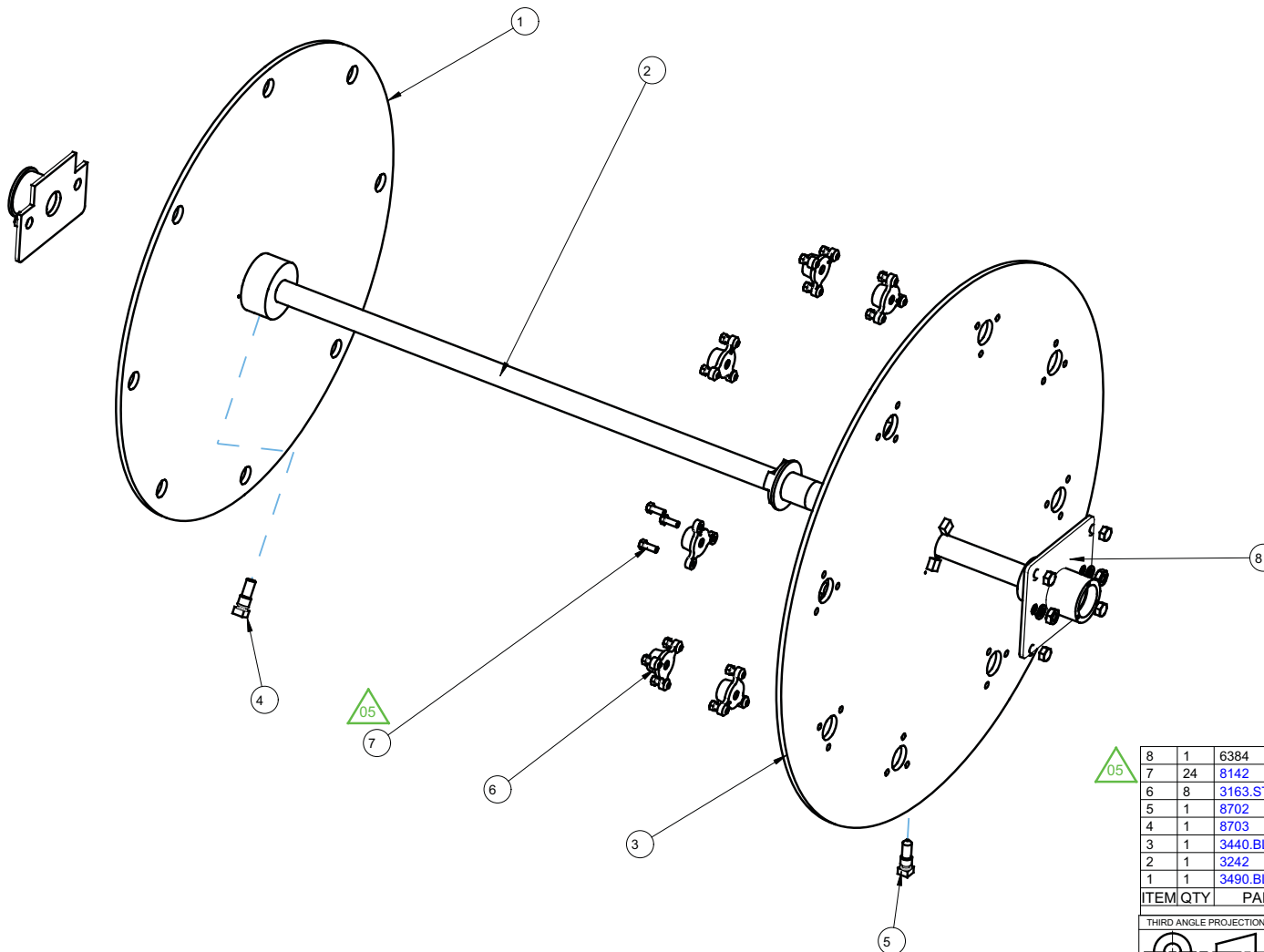
REV	DESCRIPTION	ECO	BY	DATE
0	ORIGINAL RELEASE		MD	23 JAN 09
1	#4934		NL	18-FEB-09
2	4979		MD	03 MAR 09
3	#5548		MD	05-OCT-09
4	SCREW P/N 8527 WAS P/N 8403		MN	22-APR-13
05	REPLACED P/N 8354 WITH P/N 8285, UPDATED ILLUSTRATION		ZL	2015-11-30
06	NO LONGER SELLABLE AS ONE KIT		XZ	2018-09-19
07	BOM REVISED. PART NAME WAS "KIT, BUSHING". P/N WAS 6384	3072	JX	2021-11-30

14	4	8288	-	REV -	BOLT HEX HEAD 3/8-16 x 1.00" LONG, S/S
13	4	8285	-	REV -	HEX NUT 3/8-16, S/S
12	1	6674	-	REV	SILICONE SEALANT ADHESIVE BLK
11	6	8527	-	REV -	SCREW PHILLIPS C/S UNDERCUT S/S #10-32 x 1/2"LONG
10	2	6397	99-11511	REV 02	CAP PACKING
9	1	3832.2-PACK	99-6657	2P REV 00	PACKING SYN. GRAPH. 1/4" SQR BRAID (CUT 5"), 2 PCS
8	1	6396	99-11518	REV 01	SPACER, BUSHING, DRIVE SIDE
7	2	6623	99-3055	REV 01	WASHER, TEFLON 1.000 x 2.250 x .120"
6	3	6619	99-3008	REV 01	BUSHING TEFLON, CENTERSHAFT, 1.270 x 1 x 1.250"
5	1	6398	99-11517	REV 02	BUSHING, CENTERSHAFT DRIVE SIDE
4	4	8354	-	REV -	HEX NUT 3/8-16, ZINC PLATED
3	4	8281	-	REV -	LOCK WASHER S/S SPLIT FOR BOLT 3/8 S/S
2	4	8283	-	REV -	WASHER, FLAT, S/S, 3/8"
1	1	6399	99-11514	REV 02	BUSHING, CENTERSHAFT SUPPORT SIDE



ITEM	QTY	PART	DRAWING	DESCRIPTION
THIRD ANGLE PROJECTION				
CATEGORY: BLAZE/INF-3500/GC		WEIGHT (LB): 7.07		PARENT ASSY: -
MATERIAL: SEE BOM		FINISH: -		BEND ALL: -
CUT SIZE: -		PART NAME: BUSHING ASSEMBLY		
DRAWN BY: JIA HUI XU		PART NO: -		DRAWING NO: 99-11633
APPROVED BY: -		DATE: 2018-09-19		
SCALE: 1:2		PAPER SIZE: B		SHEET: 1 OF 1
HARDT		HARDT EQUIPMENT MANUFACTURING INC.		
1756 50 AVE. LACHINE, QUEBEC, CANADA H8T 2V5 TEL: (514) 631-7271 FAX: (514) 631-7172				

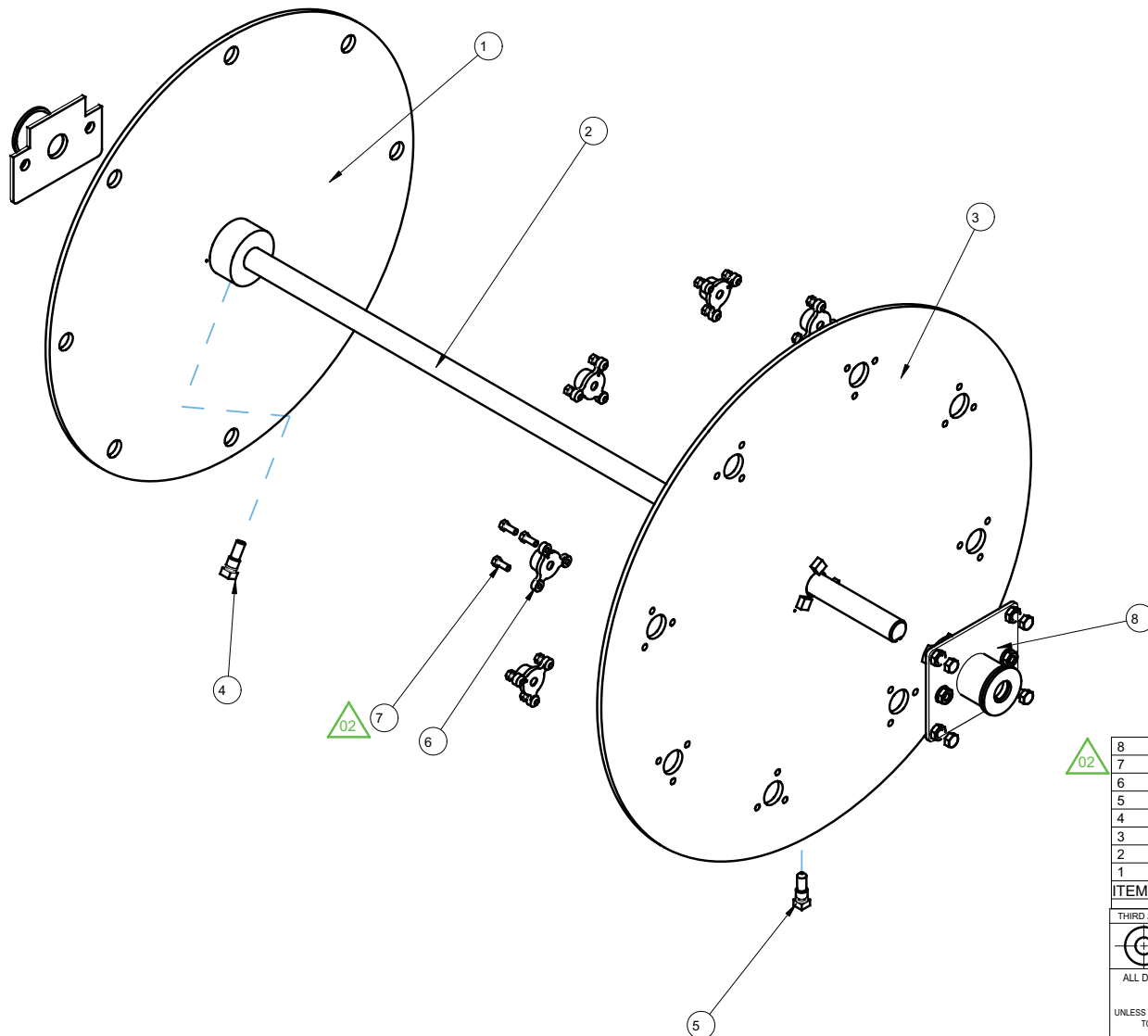
REV	DESCRIPTION	ECO	BY	DATE
0	ORIGINAL RELEASE		JDP	30 JUN 08
1	#4444		NL	17-SEP-08
2	#4641		NL	10-DEC-08
3	#5089		MD	02 APR 09
4	#5701		MD	04 FEB 10
05	REPLACE ITEM #8505 WITH #8142	#2364	RD	2015-11-11



8	1	6384	99-11633	REV 4	KIT, BUSHING
7	24	8142		REV	BOLT HEX HEAD 1/4-20 x 5/8"LG, S/S
6	8	3163.STD	99-10788	REV 3	SOCKET CASTING, SINGLE ROTATION DRIVE, SAM'S
5	1	8702	99-0059	REV -	SET SCREW, SQ HEAD, CONE POINT
4	1	8703	99-0088	REV -	SET SCREW, SQ HEAD, FLAT POINT
3	1	3440.BLAZE	99-10471	REV 0	DRIVE PLATE ASS'Y BLAZE/INF3500
2	1	3242	99-10860	REV 1	SHAFT, CENTER
1	1	3490.BLAZE	99-10470	REV 1	SPIT SUPPORT S/S 21 1/8" 8-SPIT W/HUB

ITEM	QTY	PART	DRAWING	DESCRIPTION
THIRD ANGLE PROJECTION				
CATEGORY: BLAZE/INF3500		WEIGHT (LB): 87.18		PARENT ASSY: -
MATERIAL: SEE BOM		CUT SIZE:		FINISH: -
CUT SIZE:		BEND ALL:		-
ALL DIMENSIONS ARE IN INCHES				
UNLESS SPECIFIED OTHERWISE TOLERANCES ARE:				
FRACTIONS: ±1/32				
ANGLE: ±1°				
BLANK: X: ±0.1				
XX: ±0.01				
XXX: ±0.005				
DRAWN BY: R.DIMITROV		PART NO: 6711		DRAWING NO: 99-10469
APPROVED BY:		DATE: 30 JUN 08		SHEET: 1 OF 1
SCALE: 3:64		PAPER SIZE: B		
 HARDT EQUIPMENT MANUFACTURING INC.				
1756 50 AVE. LACHINE, QUEBEC, CANADA H8T 2V5 TEL: (514) 631-7271 FAX: (514) 631-7172				

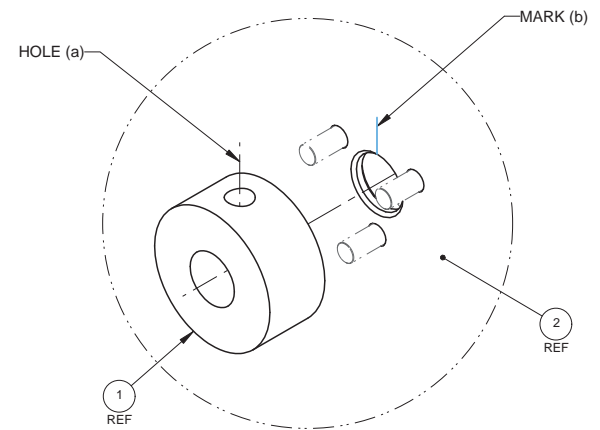
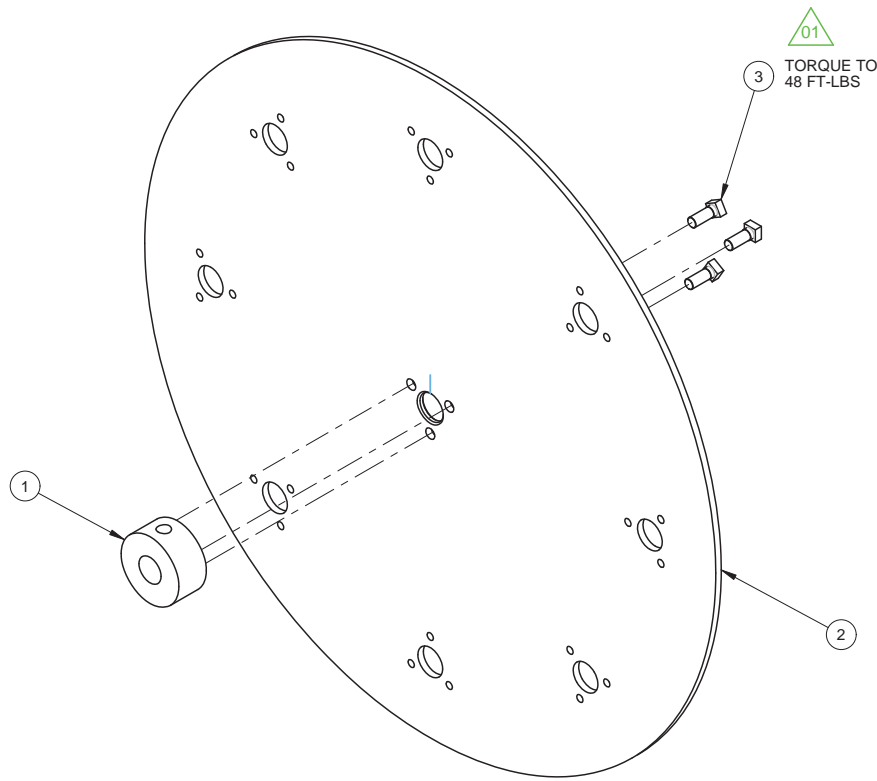
REV	DESCRIPTION	ECO	BY	DATE
0	ORIGINAL RELEASE		MD	02 APR 09
1	#5701		MD	04 FEB 10
02	REPLACE ITEM #8505 WITH #8142	#2364	RD	2015-11-11



ITEM	QTY	PART	DRAWING	DESCRIPTION
8	1	6384	99-11633 REV 4	KIT, BUSHING
7	24	8142	REV	BOLT HEX HEAD 1/4-20 x 5/8"LG, S/S
6	8	3163.COS	99-10482 REV 4	SOCKET CASTING, SINGLE ROTATION, MODIFIED
5	1	8702	99-0059 REV -	SET SCREW, SQ HEAD, CONE POINT
4	1	8703	99-0088 REV -	SET SCREW, SQ HEAD, FLAT POINT
3	1	3440.BLAZE	99-10471 REV 0	DRIVE PLATE ASS'Y BLAZE/INF3500
2	1	3242	99-10860 REV 1	SHAFT, CENTER
1	1	3490.BLAZE	99-10470 REV 1	SPIT SUPPORT S/S 21 1/8" 8-SPIT W/HUB

THIRD ANGLE PROJECTION	CATEGORY: BLAZE/INF3500	WEIGHT (LB): 85.78	PARENT ASSY: -
	MATERIAL: SEE BOM	FINISH: -	
ALL DIMENSIONS ARE IN INCHES UNLESS SPECIFIED OTHERWISE TOLERANCES ARE:	PART NAME: KIT, DRIVE, REPLACEMENT, COSTCO		
FRACTIONS: ±1/32	DRAWN BY: M. DUTCHEVICI	PART NO: 6711.COS	DRAWING NO: 99-1194Z
ANGLE: ±1°	APPROVED BY:	SCALE: 3:64	PAPER SIZE: B SHEET: 1 OF 1
BLANK: .X: ±0.1	DATE: 02 APR 09		
.XX: ±0.01	HARDT EQUIPMENT MANUFACTURING INC.		
.XXX: ±0.005	1756 50 AVE. LACHINE, QUEBEC, CANADA H8T 2V5 TEL: (514) 631-7271 FAX: (514) 631-7172		

REV	DESCRIPTION	ECO	BY	DATE
00	ORIGINAL RELEASE	-	JDP	03-JUL-08
01	PART NAME REVISED. NOTES ADDED. SERVICE NO. COLUMN ADDED. TORQUE VALUE ADDED.	#2806 #2839	JX	2018-09-21



ENSURE THE AXIS OF HOLE(a) ON ITEM #1 IS IN ALIGNMENT WITH THE MARK(b) ON ITEM #2

3	3	8395	99-0051	REV 04	SCREW SHOULDER SQ HD S/S 3/8-16 DRIVE/SPIT PLATES	8395
2	1	3567.LASERCUT	99-0053	REV G	DRIVE PLATE, Ø26" S/S, 8-HOLE LASER CUT	N/A
1	1	3513	99-3048	REV 09	HUB, SPIT PLATE	3513
ITEM	QTY	PART	DRAWING		DESCRIPTION	SERVICE NO

NOTES:

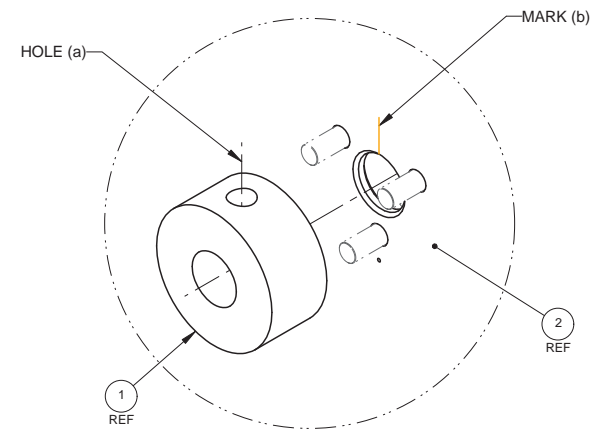
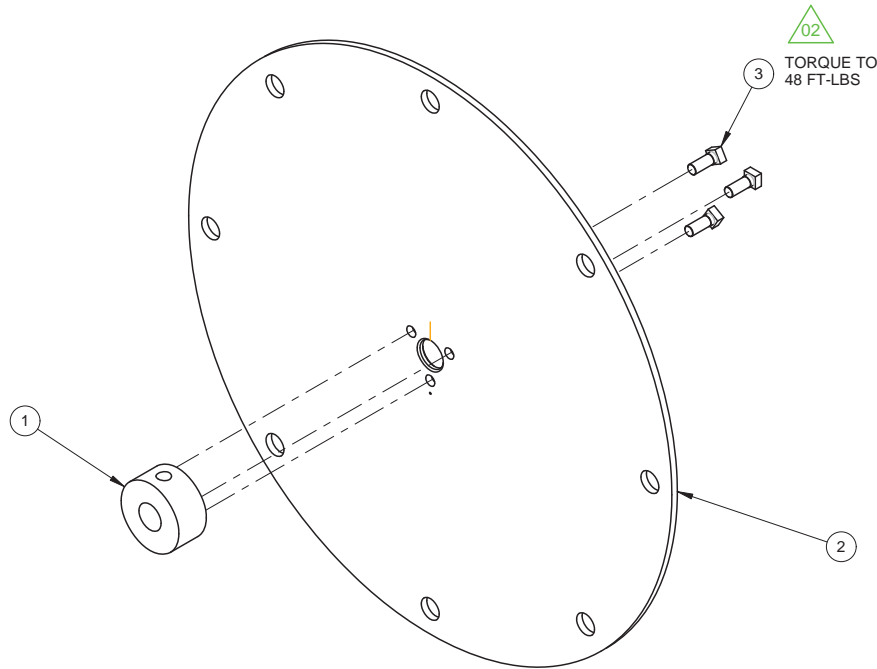
1. STRAIGHTEN PLATE AS PER HARDT APPROVED PROCESS.
2. ITEM(S) MARKED AS N/A IS NOT AVAILABLE FOR ORDER BY SERVICE PARTNERS. IF THAT ITEM IS NEEDED, PLEASE ORDER THIS ASSEMBLY (3440.BLAZE).



ALL DIMENSIONS ARE IN INCHES

PART NAME:		DRIVE PLATE ASSEMBLY w/ HUB 8-HOLE				
WHERE USED:		BLAZE / INF-3500 / INF-GC / INF-4500				
MATERIAL:		SEE BOM				
FINISH:		N/A				
DRAWN BY:	JIA HUI XU	PART NO.:	3440.BLAZE		DRAWING NO.:	99-10471
APPROVED BY:					REV	01
SCALE: 1:4		PAPER SIZE: B		HARDT Responsive, Reliable Solutions		
SHEET: 1 OF 1						

REV	DESCRIPTION	ECO	BY	DATE
00	ORIGINAL RELEASE	-	JDP	03-JUL-08
01	#5457	-	ZL	26-AUG-09
02	PART NAME REVISED. NOTES ADDED. SERVICE NO. COLUMN ADDED. TORQUE VALUE ADDED.	#2806 #2839	JX	2018-09-21



ENSURE THE AXIS OF HOLE(a) ON ITEM #1 IS IN ALIGNMENT WITH THE MARK(b) ON ITEM #2

ITEM	QTY	PART	DRAWING	DESCRIPTION	SERVICE NO
3	3	8395	99-0051	REV 04 SCREW SHOULDER SQ HD S/S 3/8-16 DRIVE/SPIT PLATES	8395
2	1	3568.LASERCUT	99-0055	REV G SPIT SUPPORT PLATE, Ø21-1/8" S/S, 8-SPIT	N/A
1	1	3513	99-3048	REV 09 HUB, SPIT PLATE	3513

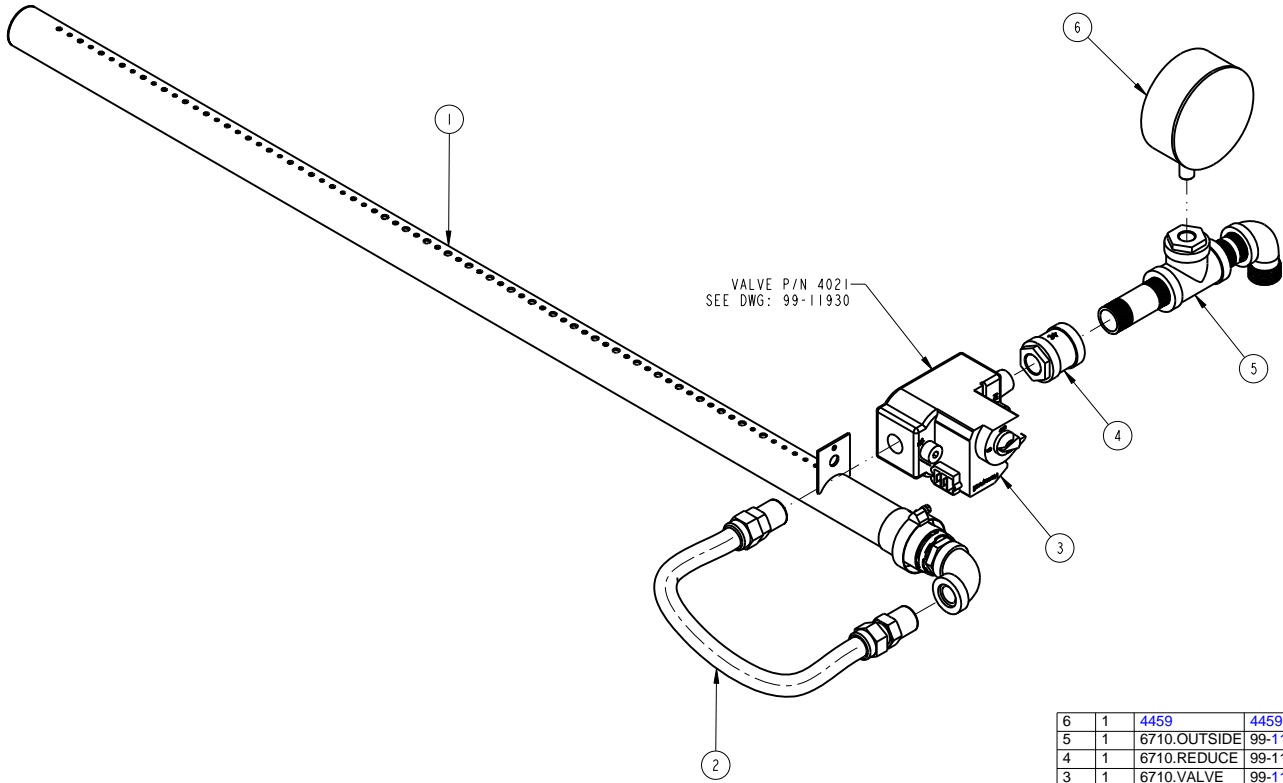
NOTES:

1. STRAIGHTEN PLATE AS PER HARDT APPROVED PROCESS.
2. ITEM(S) MARKED AS N/A IS NOT AVAILABLE FOR ORDER BY SERVICE PARTNERS. IF THAT ITEM IS NEEDED, PLEASE ORDER THIS ASSEMBLY (3490.BLAZE).



ALL DIMENSIONS ARE IN INCHES		PART NAME: SPIT SUPPORT PLATE ASSEMBLY w/ HUB 8-HOLE	
WHERE USED: BLAZE / INF-3500 / INF-GC / INF-4500		DRAWING NO: 99-10470	
MATERIAL: SEE BOM		REV: 02	
FINISH: N/A		PART NO: 3490.BLAZE	
DRAWN BY: JIA HUI XU		APPROVED BY:	
SCALE: 1:4		PAPER SIZE: B	
SHEET: 1 OF 1		 Responsive, Reliable Solutions	

REV	DESCRIPTION	ECO	BY	DATE
00	ORIGINAL RELEASE	-	ZL	02-APR-09
01	ASSEMBLY #99-11929 IS REVISED	#2389	MN	2015-12-16

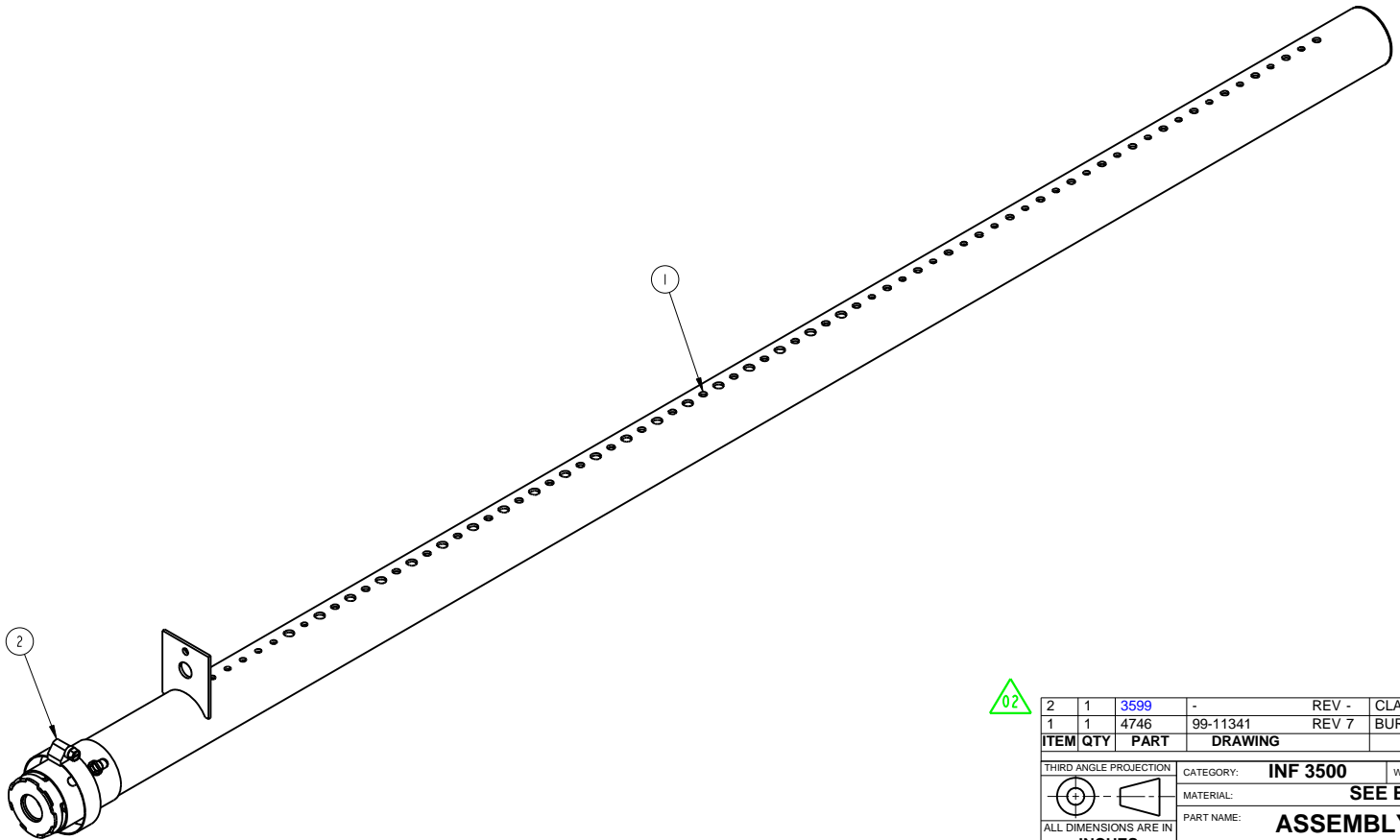


6	1	4459	4459	REV -	PRESSURE GAUGE 0/15IN. W/C 2-1/2IN.NPT
5	1	6710.OUTSIDE	99-11932	REV 01	GAS INTAKE COMPONENTS, OUTSIDE
4	1	6710.REDUCE	99-11931	REV 0	REDUCER BUSHING WITH COUPLING
3	1	6710.VALVE	99-11930	REV 1	GAS VALVE WITH NIPPLE
2	1	4875.12	99-6613-03	REV 0	FLEXHOSE 1/2"DIA x 24"LG (30-3131-24) S/S
1	1	6710.BURNER	99-11929	REV 02	BURNER, BACK WITH JET ASS'Y, INF 3500



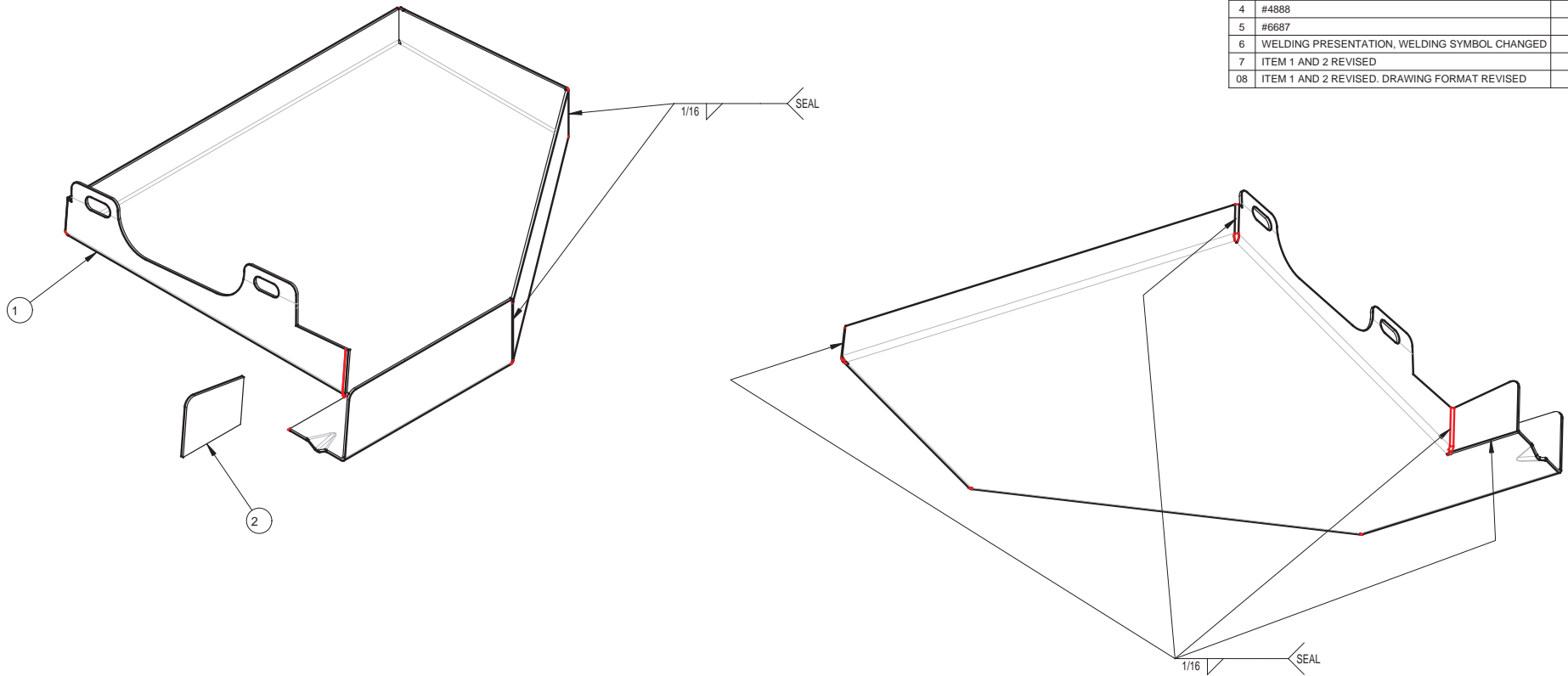
ITEM	QTY	PART	DRAWING	DESCRIPTION
THIRD ANGLE PROJECTION				
CATEGORY: -			WEIGHT (LB): 11.36	PARENT ASSY: -
MATERIAL: SEE BOM			FINISH: -	
PART NAME: GAS INTAKE ASSEMBLY, INF 3500				
DRAWN BY: ZHANBO LI		PART NO: 6710		DRAWING NO: 99-11928
APPROVED BY:				
DATE: 02-APR-09	SCALE: 1:4	PAPER SIZE: B	SHEET: 1 OF 1	
 Responsive, Reliable Solutions		HARDT HARDT EQUIPMENT MANUFACTURING INC.		
		TEL: (514) 631-7271 FAX: (514) 631-7172		

REV	DESCRIPTION	ECO	BY	DATE
00	ORIGINAL RELEASE	-	MD	09-FEB-10
1	#6643		RD	04-NOV-11
02	CLAMP P/N WAS 3598	#2389	MN	2015-12-16



2	1	3599	-	REV -	CLAMP HOSE, 2"X1-1/2" #24 SERIES, S/S
1	1	4746	99-11341	REV 7	BURNER, COMPLETE ASSEMBLY
ITEM	QTY	PART	DRAWING		DESCRIPTION
THIRD ANGLE PROJECTION					
			CATEGORY:	INF 3500	WEIGHT (LB): 3.80
			MATERIAL:	SEE BOM	PARENT ASSY: NA
			PART NAME:	ASSEMBLY, BURNER AND CLAMP	
			DRAWN BY:	R.DIMITROV	PART NO: 4746.CLAMP
			APPROVED BY:		DRAWING NO: 99-12700
			DATE:	11 FEB 10	SCALE: 1:4
			PAPER SIZE:	B	SHEET: 1 OF 1
			HARDT EQUIPMENT MANUFACTURING INC. <small>Responsive, Reliable Solutions</small>		
			<small>TEL: (514) 631-7271 FAX: (514) 631-7172</small>		

REV	DESCRIPTION	ECO	BY	DATE
0	ORIGINAL RELEASE		RH	07 JAN 08
1	#4321, 4322, 4358		JDP	08 AUG 08
2	#4477		NL	01-OCT-08
3	#4631		JDP	15 DEC 08
4	#4888		JDP	23 FEB 09
5	#6687		RD	14-NOV-11
6	WELDING PRESENTATION, WELDING SYMBOL CHANGED		RD	20-NOV-12
7	ITEM 1 AND 2 REVISED		RD	26-FEB-13
08	ITEM 1 AND 2 REVISED. DRAWING FORMAT REVISED		JM	2018-01-11

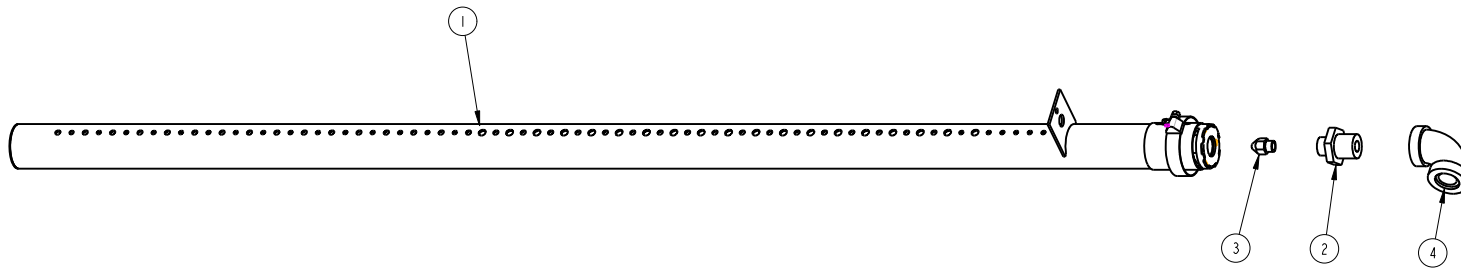


NOTE:
 1) REMOVE ALL BURRS, SHARP EDGES AND CORNERS.
 2) REMOVE WELD DISCOLORATION

2	1	99-9902	99-9902	REV 06	EXTENSION, DRIP PAN ASS'Y
1	1	99-9899	99-9899	REV 07	PAN, DRIP PAN ASS'Y
ITEM	QTY	PART	DRAWING		DESCRIPTION

ALL DIMENSIONS ARE IN INCHES					
PART NAME:		DRIP PAN FOR BURNER ASSEMBLY			
WHERE USED:		BLAZE / INF-3500			
MATERIAL:		SEE BOM			
FINISH:		-			
DRAWN BY:	JUAN M.	PART NO.:	6792	DRAWING NO.:	99-9898
APPROVED BY:				REV:	08
		SCALE:	3:4	PAPER SIZE:	B
		SHEET:	1 OF 1		
		HARDT Responsive, Reliable Solutions			

REV	DESCRIPTION	ECO	BY	DATE
00	ORIGINAL RELEASE	-	ZL	31-MAR-09
1	#5719		MD	11-FEB-10
02	ASSEMBLY #99-12700 IS REVISED	#2389	MN	2015-12-16

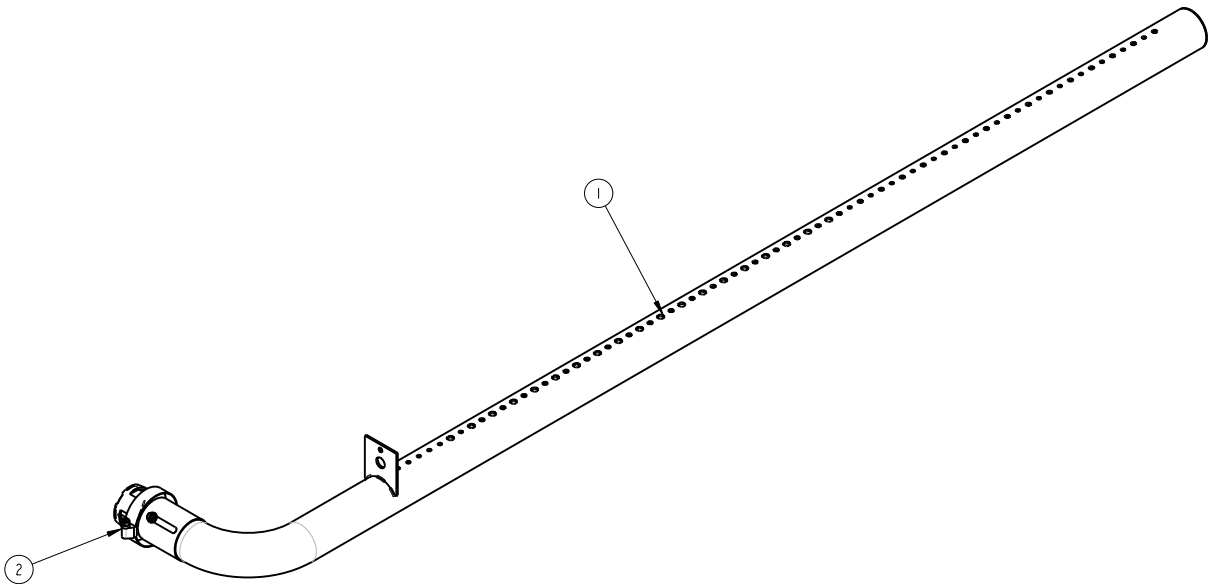


4	1	3620	99-6622	REV -	ELBOW 1/2" NPT BLK 150LBS WOG 90DEG
3	1	4923	99-4700	REV -	JET # 25
2	1	4864	99-6612	REV -	JET SUPPORT
1	1	4746 CLAMP	99-12700	REV 02	ASSEMBLY, BURNER AND CLAMP

02

ITEM	QTY	PART	DRAWING	DESCRIPTION
THIRD ANGLE PROJECTION				
CATEGORY: -		WEIGHT (LB): 4.50		PARENT ASSY: -
MATERIAL: SEE BOM		FINISH: -		
PART NAME: BURNER, BACK WITH JET ASS'Y, INF 3500				
DRAWN BY: M. DUTCHEVICI		PART NO: 6710.BURNER		DRAWING NO: 99-11929
APPROVED BY:				
DATE: 31-MAR-09		SCALE: 5:64	PAPER SIZE: B	SHEET: 1 OF 1
 Responsive, Reliable Solutions		HARDT EQUIPMENT MANUFACTURING INC. TEL: (514) 631-7271 FAX: (514) 631-7172		

REV	DESCRIPTION	ECO	BY	DATE
00	ORIGINAL RELEASE	-	NL	13-OCT-10
1	#6645		RD	07-NOV-11
02	CLAMP P/N WAS 3598	#2389	MN	2015-12-16


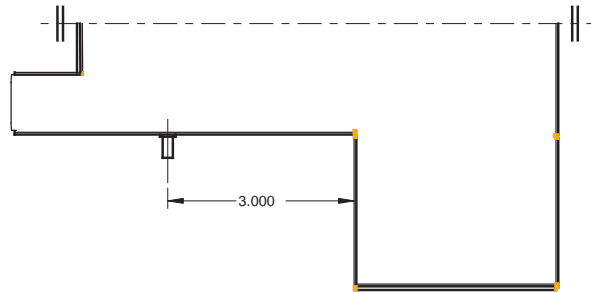
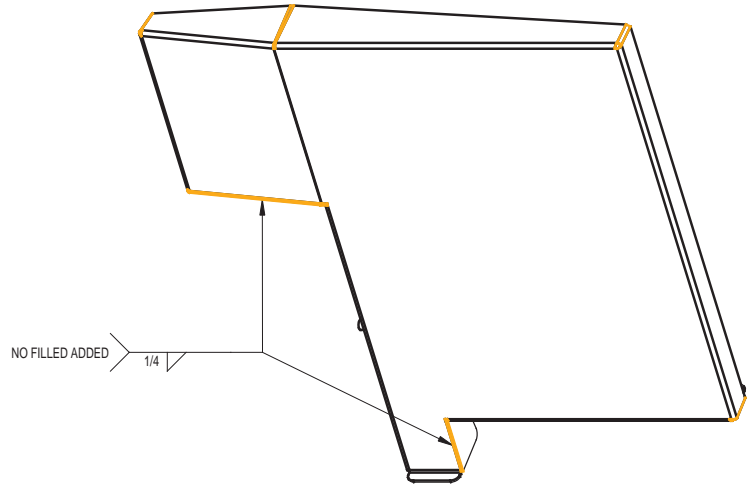
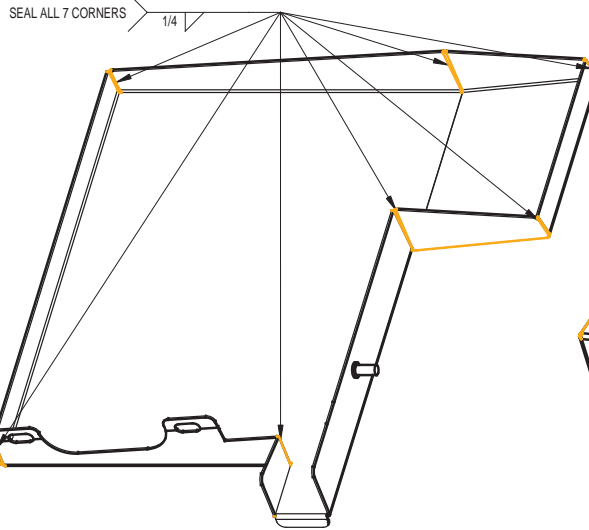
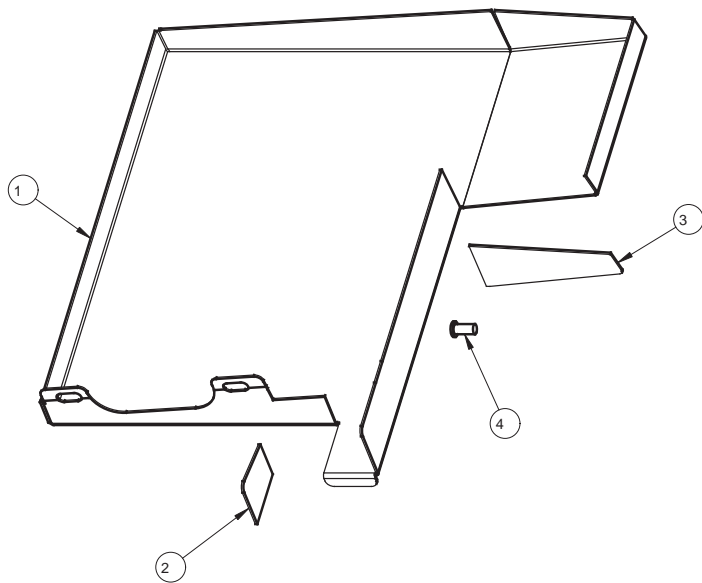


02

2	1	3599	-	REV -	CLAMP HOSE, 2"X1-1/2" #24 SERIES, S/S
1	1	4746.PRO	99-13838	REV 3	ASSEMBLY, BURNER, PROPANE, BENT

ITEM	QTY	PART	DRAWING	DESCRIPTION
THIRD ANGLE PROJECTION				
		CATEGORY: INF3500	WEIGHT (LB): 4.29	PARENT ASSY: -
		MATERIAL: SEE BOM	FINISH: -	
PART NAME: ASSEMBLY, BURNER, PROPANE, W/CLAMP				
ALL DIMENSIONS ARE IN INCHES UNLESS SPECIFIED OTHERWISE TOLERANCES ARE: FRACTIONS: ±1/32 ANGLE: ±1° BLANK: .X: ±0.05 .XX: ±0.015 .XXX: ±0.005		DRAWN BY: R.DIMITROV	PART NO: 4746.PRO.CLAMP	DRAWING NO: 99-13132
		APPROVED BY:	DATE: 13-OCT-10	SCALE: 1:4 PAPER SIZE: B SHEET: 1 OF 1
		HARDT Responsive, Reliable Solutions		
		HARDT EQUIPMENT MANUFACTURING INC. TEL: (514) 631-7271 FAX: (514) 631-7172		

REV	DESCRIPTION	CCR	BY	DATE
0	ORIGINAL RELEASE		MD	13 JUL 10
1	#6523		RD	28-SEP-11
2	#6666		ZL	09-NOV-11
03	ADD WELD STUD	#1798	MN	16-MAY-13
04	CHANGE REV 03 TO 02 FOR P/N 99-12989		MN	11-MAR-14
05	ITEMS 99-12989, 99-12991 REVISED, DRAWING FORMAT REVISED		JM	2018-01-15



ITEM	QTY	PART	DRAWING	DESCRIPTION
4	1	7819	REV	WELD STUD, NELSON TFTS #8-32 x 3/8" S/S
3	1	99-12990	99-12990 REV 01	EXTENSION, LONG, DRIP PAN ASS'Y
2	1	99-12991	99-12991 REV 01	EXTENSION, SHORT, DRIP PAN ASS'Y
1	1	99-12989	99-12989 REV 03	DRIP PAN

05

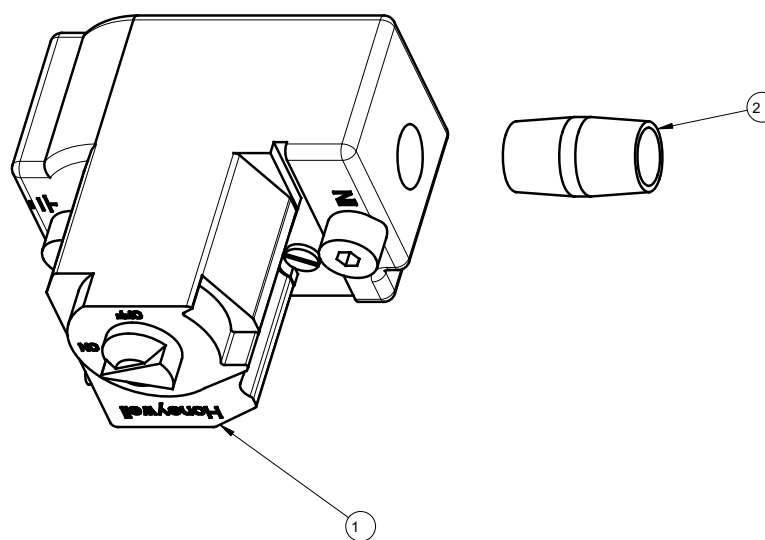
ALL DIMENSIONS ARE IN INCHES

MANUAL PROCESSES
WELDED FEATURE POSITIONING

±0.030

PART NAME:		ASS'Y, DRIP PAN	
WHERE USED:		BLAZE - INF - 3500 / GC / 4500	
MATERIAL:		SEE BOM	
FINISH:		-	
DRAWN BY:	JUAN M.	PART NO:	6874
APPROVED BY:		DRAWING NO:	99-12988
		REV:	05
SCALE: 1:2		PAPER SIZE: B	
SHEET: 1 OF 1		HARDT Responsive, Reliable Solutions	

REV	DESCRIPTION	BY	DATE
0	ORIGINAL RELEASE	ZL	31-MAR-09
1	#5731	MD	19 FEB 10



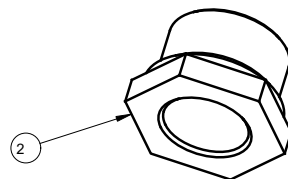
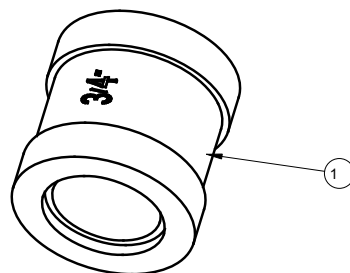
2	1	3626	3626	REV -	NIPPLE 1/2x1-1/2 BLK NPT 150LBS WOG
1	1	4021	4021	REV -	GAS VALVE #VR8205A2123B/HONEYWELL/5A7W.C.
ITEM	QTY	PART	DRAWING		DESCRIPTION

THIRD ANGLE PROJECTION	CATEGORY:	-	WEIGHT (LB):	1.14	PARENT ASSY:	-
	MATERIAL:	SEE BOM			FINISH:	-
ALL DIMENSIONS ARE IN INCHES UNLESS SPECIFIED OTHERWISE TOLERANCES ARE:	CUT SIZE:				BEND ALL:	-
FRACTIONS: ±1/32	PART NAME:	GAS VALVE WITH NIPPLE				
ANGLE: ±1°	DRAWN BY: ZHANBO LI	PART NO:	6710.VALVE		DRAWING NO: 99-11930	
BLANK: .X: ±0.1	APPROVED BY:	DATE: 31-MAR-09	SCALE: 3:4	PAPER SIZE: B	SHEET: 1 OF 1	
.XX: ±0.01	HARDT EQUIPMENT MANUFACTURING INC. 1756 50 AVE. LACHINE, QUEBEC, CANADA H8T 2V5 TEL: (514) 631-7271 FAX: (514) 631-7172					
.XXX: ±0.005						

THINK SAFETY - REMOVE ALL BURRS, SHARP EDGES AND CORNERS

PROJ MODEL: 99-11931-ASSEM / FILE NAME: 99-11931

REV	DESCRIPTION	BY	DATE
0	ORIGINAL RELEASE	ZL	02-APR-09



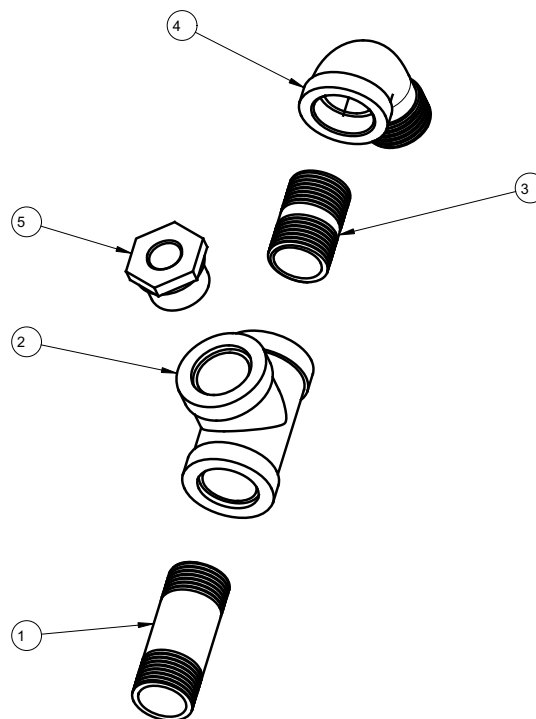
2	1	3657	99-6629	REV -	REDUCER BUSHING 3/4X1/2 NPT BLK 150LNS WOG
1	1	3678	3678	REV -	COUPLING 3/4 IN. NPT BLK SCH-40
ITEM	QTY	PART	DRAWING		DESCRIPTION

THIRD ANGLE PROJECTION	CATEGORY:	-	WEIGHT (LB):	0.57	PARENT ASSY:	-	
	MATERIAL:	SEE BOM			FINISH:	-	
	CUT SIZE:					BEND ALL:	-
ALL DIMENSIONS ARE IN INCHES UNLESS SPECIFIED OTHERWISE TOLERANCES ARE:	PART NAME:	REDUCER BUSHING WITH COUPLING					
FRACTIONS: ±1/32	DRAWN BY:	ZHANBO LI	PART NO:	6710.REDUCE	DRAWING NO:	99-11931	
ANGLE: ±1°	APPROVED BY:		DATE:	02-APR-09	SCALE:	1:1	
BLANK: .X: ±0.1					PAPER SIZE:	B	
.XX: ±0.01					SHEET:	1 OF 1	
.XXX: ±0.005	HARDT EQUIPMENT MANUFACTURING INC. 1756 50 AVE. LACHINE, QUEBEC, CANADA H8T 2V5 TEL: (514) 631-7271 FAX: (514) 631-7172						

THINK SAFETY - REMOVE ALL BURRS, SHARP EDGES AND CORNERS

PROJ MODEL: 99-11932 ASSEM / FILE NAME: 99-11932

REV	DESCRIPTION	BY	DATE
0	ORIGINAL RELEASE	ZL	02-APR-09
01	ITEM 1 WAS P/N 3616	ZL	1-DEC-14

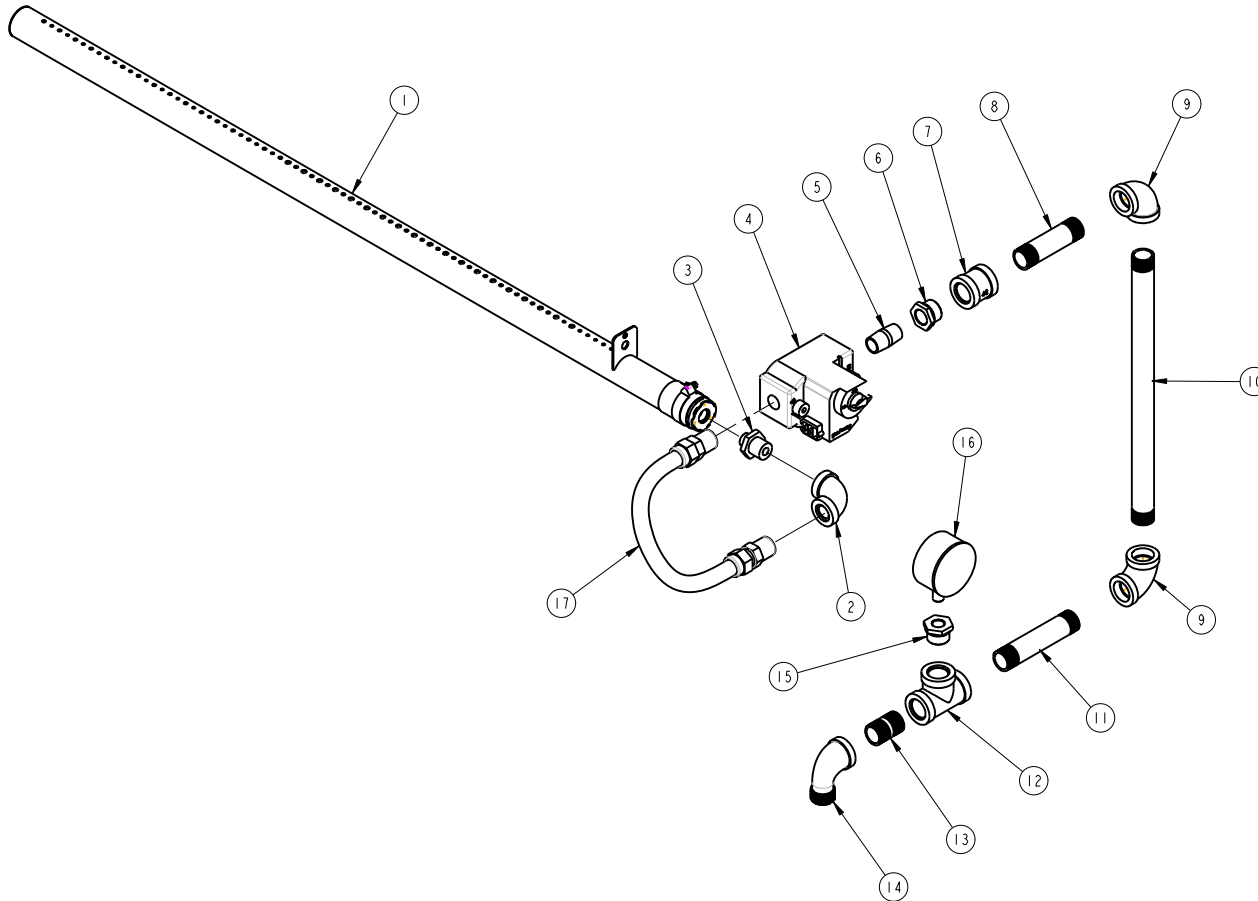


ITEM	QTY	PART	DRAWING	DESCRIPTION
5	1	3589	3589	REDUCER BUSHING 3/4X1/4 NPT BLK 150LBS WOG
4	1	3700	99-6621	ELBOW 3/4" STREET NPT M/F 150LBS WOG
3	1	3720	99-6618	NIPPLE 3/4"X1-1/2" BLK NPT 150LBS WOG
2	1	3653	99-6616	TEE 3/4"X3/4"X3/4" BLK 150LBS WOG
1	1	3696	99-6619	NIPPLE 3/4"X2-1/2" BLK NPT 150LBS WOG

01

THIRD ANGLE PROJECTION	CATEGORY: -	WEIGHT (LB): 1.94	PARENT ASSY: -
	MATERIAL: SEE BOM	FINISH: -	
ALL DIMENSIONS ARE IN INCHES UNLESS SPECIFIED OTHERWISE TOLERANCES ARE:	CUT SIZE: -		
FRACTIONS: ±1/32	PART NAME: GAS INTAKE COMPONENTS, OUTSIDE		
ANGLE: ±1°	DRAWN BY: ZHANBO LI	PART NO: 6710.OUTSIDE	DRAWING NO: 99-11932
BLANK: .X: ±0.1	APPROVED BY:	SCALE: 1:2	SHEET: 1 OF 1
.XX: ±0.01	DATE: 02-APR-09		
.XXX: ±0.005	PAPER SIZE: B		
	HARDT EQUIPMENT MANUFACTURING INC.		
	1756 50 AVE. LACHINE, QUEBEC, CANADA H8T 2V5 TEL: (514) 631-7271 FAX: (514) 631-7172		

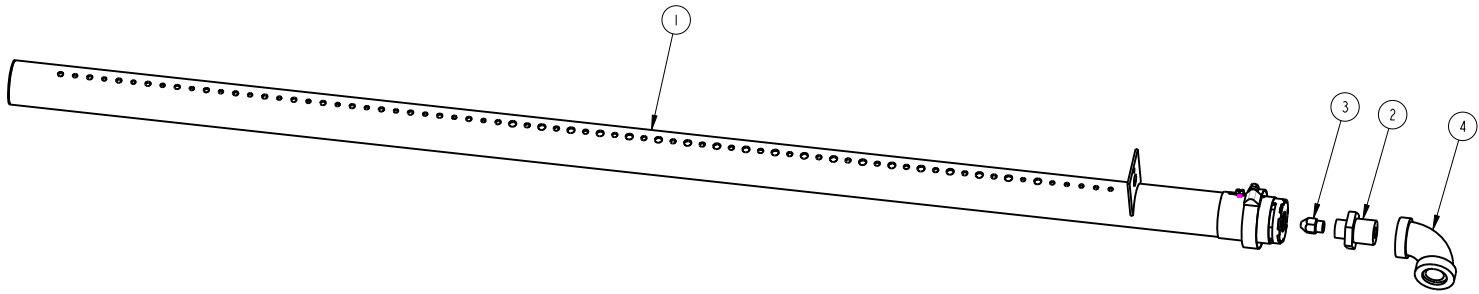
REV	DESCRIPTION	ECO	BY	DATE
00	ORIGINAL RELEASE	-	KR	18-APR-12
01	ASSEMBLY #99-12700 IS REVISED	#2389	MN	2015-12-16
02	REVISED BOM	#2994	ZL	2019-11-11



17	1	4875.12	FLEXHOSE 1/2"DIA x 24"LG (30-3131-24) S/S
16	1	4459	PRESSURE GAUGE 0/15IN. W/C 2-1/2IN.NPT
15	1	3589	REDUCER BUSHING 3/4" X 1/4" BLK NPT 150LBS WOG
14	1	3700	ELBOW STREET BLK 3/4" X 1/4" NPT M/F 150LBS WOG 90 DEG
13	1	3720	NIPPLE 3/4" X 1 1/2" NPT 150LBS WOG
12	1	3653	TEE BLACK 3/4 X 3/4 X 3/4IN. 150LBS WOG
11	1	3616	NIPPLE 3/4" X 4-1/2" BLK NPT 150LBS WOG
10	1	7496	NIPPLE 3/4"X14-1/2" BLK NPT 150LBS WOG
9	2	3699	ELBOW 3/4" STREET NPT M/F 150LBS WOG
8	1	3702	NIPPLE 3/4"x3-1/2" BLK NPT 1500LBS WOG
7	1	3678	COUPLING 3/4 IN. NPT BLK SCH-40
6	1	3657	REDUCER BUSHING 3/4X1/2 NPT BLK 150LBS WOG
5	1	3626	NIPPLE 1/2x1-1/2 BLK NPT 150LBS WOG
4	1	4021	GAS VALVE #VR8205A2123B/HONEYWELL/5A7W.C.
3	1	4864	JET SUPPORT MP11
2	1	3620	ELBOW 1/2" NPT BLK 150LBS WOG 90 DEG
1	1	4746.CLAMP	ASSEMBLY, BURNER AND CLAMP
ITEM	QTY	PART	DESCRIPTION

PART NAME: GAS INTAKE ASS'Y, BT CONNECTION			
WHERE USED: BLAZE / INF-3500			
MATERIAL: SEE BOM			
FINISH: -			
DRAWN BY: ZHANBO LI	PART NO: -	DRAWING NO: 99-14506	REV: 02
APPROVED BY:			
	SCALE: 3:16	PAPER SIZE: B	HARDT Responsive, Reliable Solutions
	SHEET: 1 OF 1		

REV	DESCRIPTION	ECO	BY	DATE
00	ORIGINAL RELEASE	-	NL	17-SEP-08
1	#6642		RD	04-NOV-11
02	ASSEMBLY #99-12700 IS REVISED	#2389	MN	2015-12-16



4	1	3620	99-6622	REV -	ELBOW 1/2" NPT BLK 150LBS WOG 90DEG
3	1	4923	99-4700	REV -	JET # 25
2	1	4864	99-6612	REV -	JET SUPPORT
1	1	4746 CLAMP	99-12700	REV 02	ASSEMBLY, BURNER AND CLAMP

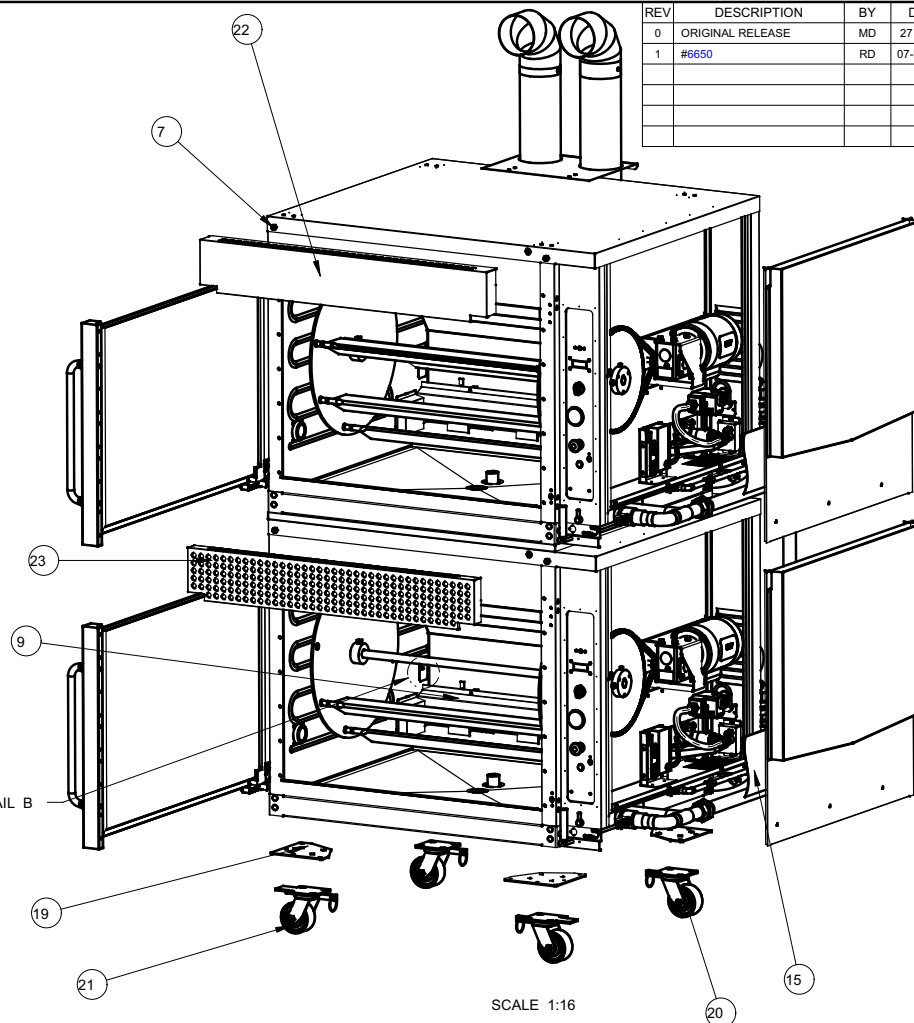
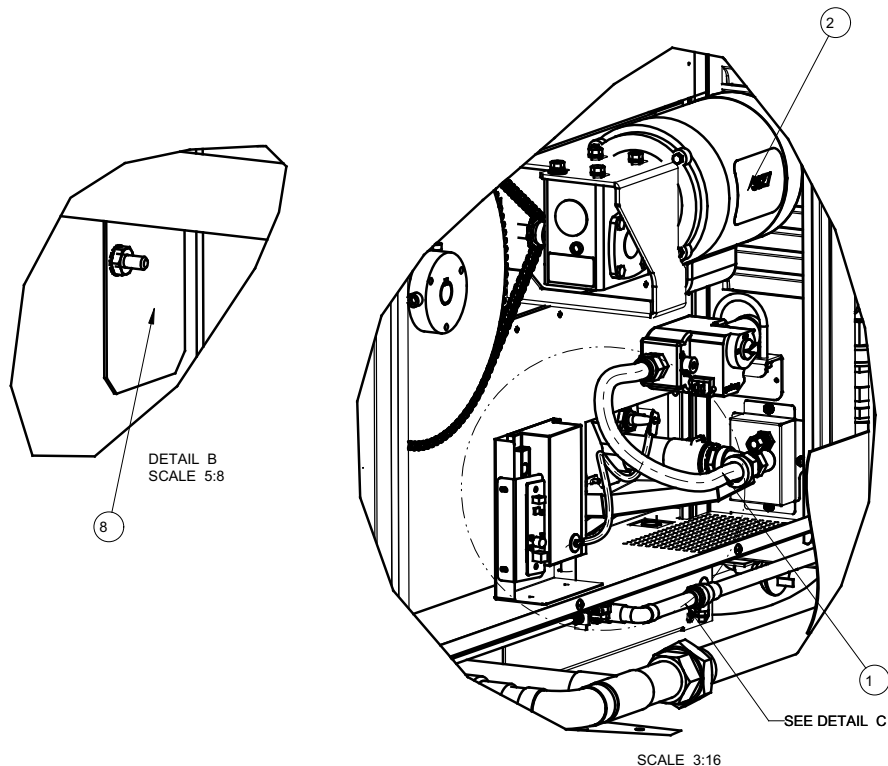


ITEM	QTY	PART	DRAWING	DESCRIPTION
THIRD ANGLE PROJECTION				
			CATEGORY: -	WEIGHT (LB): 4.50 PARENT ASSY: -
ALL DIMENSIONS ARE IN INCHES UNLESS SPECIFIED OTHERWISE TOLERANCES ARE: FRACTIONS: ±1/32 ANGLE: ±1° BLANK: .X: ±0.05 .XX: ±0.015 .XXX: ±0.005			MATERIAL: SEE BOM	FINISH: -
PART NAME: BURNER, BACK WITH JET ASS'Y, BLAZE				
DRAWN BY: R.DIMITROV		PART NO: -		DRAWING NO: 99-10918
APPROVED BY:				
DATE: 17-SEP-08	SCALE: 5:64	PAPER SIZE: B	SHEET: 1 OF 1	
HARDT Responsive, Reliable Solutions		HARDT EQUIPMENT MANUFACTURING INC. TEL: (514) 631-7271 FAX: (514) 631-7172		

THINK SAFETY - REMOVE ALL BURRS, SHARP EDGES AND CORNERS

PROJ. MODEL: 99-13030/ASSEM / FILE NAME: 99-13034

REV	DESCRIPTION	BY	DATE
0	ORIGINAL RELEASE	MD	27 JUL 10
1	#6650	RD	07-NOV-11



ITEM	QTY	PART	DRAWING	DESCRIPTION
24	1	2942	99-10117	BRACE, VENT, BLAZE/INF3500 DD
23	1	-	99-12711	HEAT SHIELD ASSEMBLY
22	1	6795	99-11763	PANEL, TOP FRONT, ASSEMBLY
21	2	2920	99-6598_FR	CASTER SWIVEL 4" FRONT W/FRONT BRAKE W/SWIVEL LOCK
20	2	2919	99-6598_REAR	CASTER SWIVEL 4" REAR WO/BRAKE W/SWIVEL LOCK
19	4	6743	99-9932	PLATE, TOP, LEG
18	1	6639	-	SLO DETECTION BOARD ASSEMBLY
17	1	6886	-	HIGH TENSION CABLE, BLAZE AUSTRALIA
16	1	7096	7096	GAS HOSE KIT, QUICK DISCONNECT
15	1	-	SHIELD_RUBBER_IGNITION_MODULE	-
14	1	4091	4091	STEP DOWN TRANSFORMER (1.5kW)
13	1	-	99-12755	ASS'Y, SUPPORT, TRANSFORMER
12	1	-	99-13622	BRACKET, MOUNTING, IGNITION, AUSTRALIA
11	1	6820	6820	FENWALL IGNITION MODULE WITH 4 SECOND IGNITION
10	1	-	99-13621	BRACKET, MOUNTING, IGNITION, AUSTRALIA
9	1	-	99-12950	ASS'Y, BURNER COVER, AUSTRALIA
8	1	-	99-13025	PLATE, CAPPING, FLAME SENSOR CUTOUT
7	2	6664	99-11415	MOUNTING PIN, HEAT SHEILD, 10-32
6	1	4010_JAPAN	4010_JAPAN	TRANSFORMER 120V/24V 50 Hz
5	1	4326.50Hz	-	TIMER ELECTRICAL 50 Hz
4	1	4601	-	IGNITER
3	1	-	99-13220	IGNITER SUPPORT BRASS, REAR BURNER
2	1	3127	-	MOTOR, 1/3-HP 115/230, 50/60HZ
1	1	-	99-12955	BURNER, w. JET ASS'Y, SPARK PLUG IGNITER

SEE DETAIL B

THIRD ANGLE PROJECTION		CATEGORY:	WEIGHT (LB):	PARENT ASSY:
		-	0.00	-
ALL DIMENSIONS ARE IN INCHES UNLESS SPECIFIED OTHERWISE TOLERANCES ARE: FRACTIONS: ±1/32 ANGLE: ±1° BLANK: X: ±0.1 XX: ±0.01 XXX: ±0.005		MATERIAL: SEE BOM	FINISH: -	
PART NAME: DRAWING, SERVICE, BLAZE DD, AUSTRALIA		DRAWN BY: R.DIMITROV	PART NO: -	DRAWING NO: 99-13034
APPROVED BY:		DATE: 27 JUL 10	SCALE: 1:64	PAPER SIZE: B SHEET: 1 OF 2
		HARDT EQUIPMENT MANUFACTURING INC. 1756 50 AVE. LACHINE, QUEBEC, CANADA H8T 2V5 TEL: (514) 631-7271 FAX: (514) 631-7172		

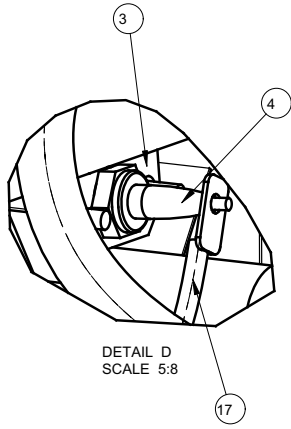
THE INFORMATION CONTAINED HEREIN IS THE PROPERTY OF HARDT EQUIPMENT MANUFACTURING INC. ANY REPRODUCTION, DISCLOSURE OR USE THEREOF IS PERMITTED ONLY AS PROVIDED BY CONTRACT, OR AS AUTHORIZED IN WRITING BY HARDT EQUIPMENT MANUFACTURING INC.

4

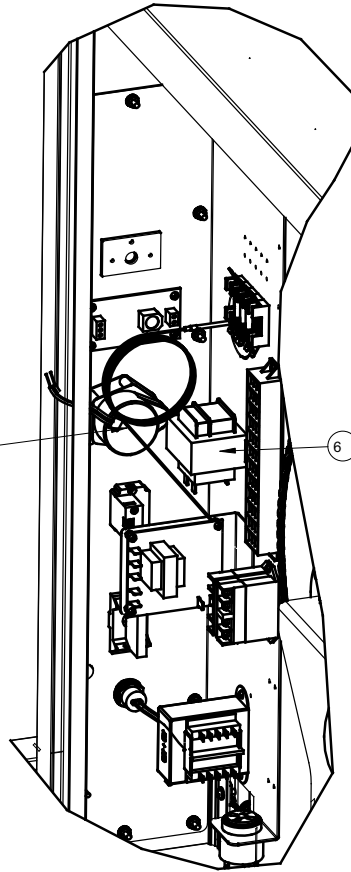
3

2

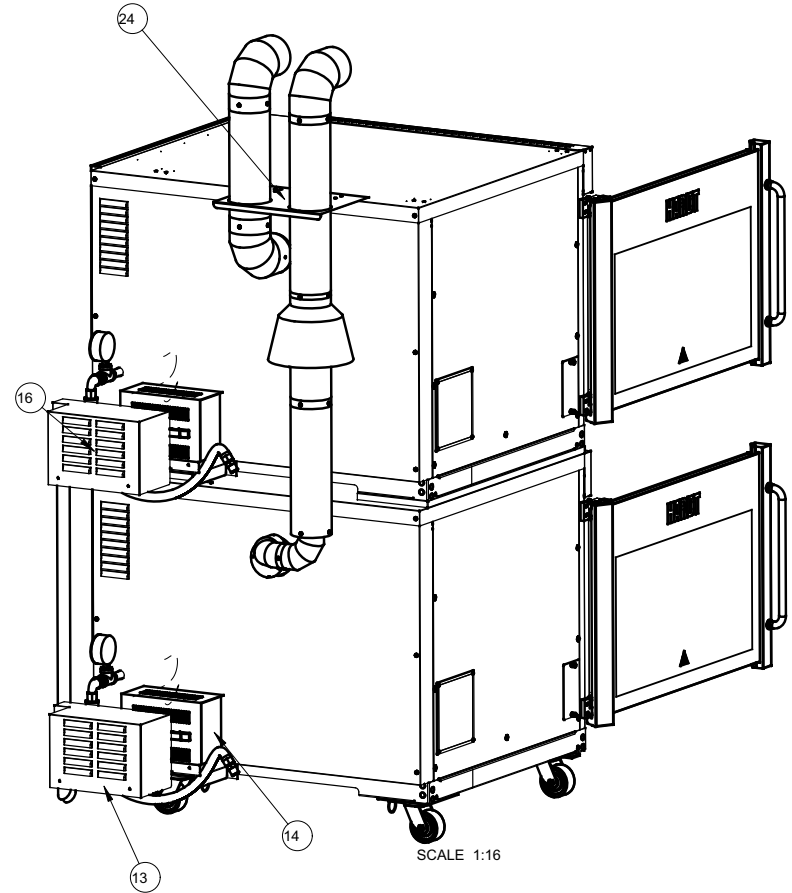
1



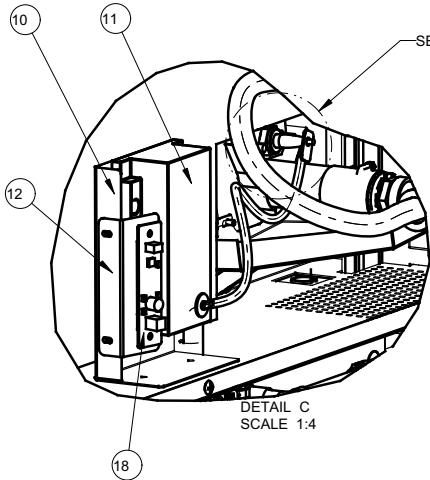
DETAIL D
SCALE 5:8



SCALE 1:4



SCALE 1:16



DETAIL C
SCALE 1:4

SEE DETAIL D

4

3

2

1

DRAWING, SERVICE, BLAZE DD, AUSTRALIA			
PART NO:	DRAWN BY: R.DIMITROV	PART NO: -	DRAWING NO: 99-13034
APPROVED BY:	DATE: 27 JUL 10	SCALE: 1:64	REV NO: 0
		PAPER SIZE: B	SHEET: 2 OF 2
 HARDT EQUIPMENT MANUFACTURING INC. <small>1756 50 AVE. LACHINE, QUEBEC, CANADA H8T 2V5 TEL: (514) 631-7271 FAX: (514) 631-7273</small>			