



## Unit Exterior



Item	Part Description	Qty.	Part No.
			2494
1	TOP COVER	1	39974
2	TOWER BACK PLATE	1	39962
3	TOWER TOP PLATE	1	39963
4	MOMENTARY SWITCH	1	38971
5	TOPPING SIGN	1	39971
6	FRONT PLATE WELD ASSY	1	39966
7	DRIP PAN BOTTOM	1	39977
8	DRIP PAN INSERT	1	39978
9	CONTROL COVER PLATE	1	39980
10	8-32 X 3/8 PAN HD PH M/S	12	12389



## Unit Exterior



Item	Part Description	Qty.	Part No.
			2494
1	TOP COVER	1	39974
2	TOWER BACK PLATE	1	39962
3	TOWER TOP PLATE	1	39963
4	MOMENTARY SWITCH	1	38971
5	TOPPING SIGN	1	39971
6	FRONT PLATE WELD ASSY	1	39966
7	DRIP PAN BOTTOM	1	39977
8	DRIP PAN INSERT	1	39978
9	CONTROL COVER PLATE	1	39980
10	8-32 X 3/8 PAN HD PH M/S	12	12389



## Unit Exterior



Item	Part Description	Qty.	Part No.
			2494
1	TOP COVER	1	39974
2	TOWER BACK PLATE	1	39962
3	TOWER TOP PLATE	1	39963
4	MOMENTARY SWITCH	1	38971
5	TOPPING SIGN	1	39971
6	FRONT PLATE WELD ASSY	1	39966
7	DRIP PAN BOTTOM	1	39977
8	DRIP PAN INSERT	1	39978
9	CONTROL COVER PLATE	1	39980
10	8-32 X 3/8 PAN HD PH M/S	12	12389



## Unit Exterior



Item	Part Description	Qty.	Part No.
			2494
1	TOP COVER	1	39974
2	TOWER BACK PLATE	1	39962
3	TOWER TOP PLATE	1	39963
4	MOMENTARY SWITCH	1	38971
5	TOPPING SIGN	1	39971
6	FRONT PLATE WELD ASSY	1	39966
7	DRIP PAN BOTTOM	1	39977
8	DRIP PAN INSERT	1	39978
9	CONTROL COVER PLATE	1	39980
10	8-32 X 3/8 PAN HD PH M/S	12	12389




## Unit Exterior



Item	Part Description	Qty.	Part No.
			2494
1	TOP COVER	1	39974
2	TOWER BACK PLATE	1	39962
3	TOWER TOP PLATE	1	39963
4	MOMENTARY SWITCH	1	38971
5	TOPPING SIGN	1	39971
6	FRONT PLATE WELD ASSY	1	39966
7	DRIP PAN BOTTOM	1	39977
8	DRIP PAN INSERT	1	39978
9	CONTROL COVER PLATE	1	39980
10	8-32 X 3/8 PAN HD PH M/S	12	12389




## Unit Exterior – Bottom View



Item	Part Description	Qty.	Part No.
			2494
1	RUBBER FEET 3/4IN HIGH	4	<a href="#">47155</a>
2	8-32 X 3/4 PHIL PAN M/S	4	<a href="#">39007</a>
3	8-32 HEX M/S NUT	4	<a href="#">74149</a>
4	BOTTOM PLATE WELD ASSY	1	39979
5	8-32 X 1/2 PH PAN T/S	8	<a href="#">87245</a>
6	1/4-20 X 5/8 P/H PHIL	2	<a href="#">12472</a>
7	1/4 FLAT WASHER ALUMINUM	2	<a href="#">10000</a>
8	TINNERMAN NUT 1/4-20	2	<a href="#">42125</a>
9	STRAIN RELIEF #SR-10-2	1	<a href="#">87163</a>
10	LEAD-IN CORD 15 AMP PLUG	1	<a href="#">39982</a>




## Unit Exterior – Bottom View



Item	Part Description	Qty.	Part No.
			2494
1	RUBBER FEET 3/4IN HIGH	4	<a href="#">47155</a>
2	8-32 X 3/4 PHIL PAN M/S	4	<a href="#">39007</a>
3	8-32 HEX M/S NUT	4	<a href="#">74149</a>
4	BOTTOM PLATE WELD ASSY	1	39979
5	8-32 X 1/2 PH PAN T/S	8	<a href="#">87245</a>
6	1/4-20 X 5/8 P/H PHIL	2	<a href="#">12472</a>
7	1/4 FLAT WASHER ALUMINUM	2	<a href="#">10000</a>
8	TINNERMAN NUT 1/4-20	2	<a href="#">42125</a>
9	STRAIN RELIEF #SR-10-2	1	<a href="#">87163</a>
10	LEAD-IN CORD 15 AMP PLUG	1	<a href="#">39982</a>




## Unit Exterior – Bottom View



Item	Part Description	Qty.	Part No.
			2494
1	RUBBER FEET 3/4IN HIGH	4	<a href="#">47155</a>
2	8-32 X 3/4 PHIL PAN M/S	4	<a href="#">39007</a>
3	8-32 HEX M/S NUT	4	<a href="#">74149</a>
4	BOTTOM PLATE WELD ASSY	1	39979
5	8-32 X 1/2 PH PAN T/S	8	<a href="#">87245</a>
6	1/4-20 X 5/8 P/H PHIL	2	<a href="#">12472</a>
7	1/4 FLAT WASHER ALUMINUM	2	<a href="#">10000</a>
8	TINNERMAN NUT 1/4-20	2	<a href="#">42125</a>
9	STRAIN RELIEF #SR-10-2	1	<a href="#">87163</a>
10	LEAD-IN CORD 15 AMP PLUG	1	<a href="#">39982</a>




## Unit Exterior – Bottom View



Item	Part Description	Qty.	Part No.
			2494
1	RUBBER FEET 3/4IN HIGH	4	<a href="#">47155</a>
2	8-32 X 3/4 PHIL PAN M/S	4	<a href="#">39007</a>
3	8-32 HEX M/S NUT	4	<a href="#">74149</a>
4	BOTTOM PLATE WELD ASSY	1	39979
5	8-32 X 1/2 PH PAN T/S	8	<a href="#">87245</a>
6	1/4-20 X 5/8 P/H PHIL	2	<a href="#">12472</a>
7	1/4 FLAT WASHER ALUMINUM	2	<a href="#">10000</a>
8	TINNERMAN NUT 1/4-20	2	<a href="#">42125</a>
9	STRAIN RELIEF #SR-10-2	1	<a href="#">87163</a>
10	LEAD-IN CORD 15 AMP PLUG	1	<a href="#">39982</a>




## Unit Exterior – Bottom View



Item	Part Description	Qty.	Part No.
			2494
1	RUBBER FEET 3/4IN HIGH	4	<a href="#">47155</a>
2	8-32 X 3/4 PHIL PAN M/S	4	<a href="#">39007</a>
3	8-32 HEX M/S NUT	4	<a href="#">74149</a>
4	BOTTOM PLATE WELD ASSY	1	39979
5	8-32 X 1/2 PH PAN T/S	8	<a href="#">87245</a>
6	1/4-20 X 5/8 P/H PHIL	2	<a href="#">12472</a>
7	1/4 FLAT WASHER ALUMINUM	2	<a href="#">10000</a>
8	TINNERMAN NUT 1/4-20	2	<a href="#">42125</a>
9	STRAIN RELIEF #SR-10-2	1	<a href="#">87163</a>
10	LEAD-IN CORD 15 AMP PLUG	1	<a href="#">39982</a>




## Unit Exterior – Bottom View



Item	Part Description	Qty.	Part No.
			2494
1	RUBBER FEET 3/4IN HIGH	4	<a href="#">47155</a>
2	8-32 X 3/4 PHIL PAN M/S	4	<a href="#">39007</a>
3	8-32 HEX M/S NUT	4	<a href="#">74149</a>
4	BOTTOM PLATE WELD ASSY	1	39979
5	8-32 X 1/2 PH PAN T/S	8	<a href="#">87245</a>
6	1/4-20 X 5/8 P/H PHIL	2	<a href="#">12472</a>
7	1/4 FLAT WASHER ALUMINUM	2	<a href="#">10000</a>
8	TINNERMAN NUT 1/4-20	2	<a href="#">42125</a>
9	STRAIN RELIEF #SR-10-2	1	<a href="#">87163</a>
10	LEAD-IN CORD 15 AMP PLUG	1	<a href="#">39982</a>




## Unit Exterior – Bottom View



Item	Part Description	Qty.	Part No.
			2494
1	RUBBER FEET 3/4IN HIGH	4	<a href="#">47155</a>
2	8-32 X 3/4 PHIL PAN M/S	4	<a href="#">39007</a>
3	8-32 HEX M/S NUT	4	<a href="#">74149</a>
4	BOTTOM PLATE WELD ASSY	1	39979
5	8-32 X 1/2 PH PAN T/S	8	<a href="#">87245</a>
6	1/4-20 X 5/8 P/H PHIL	2	<a href="#">12472</a>
7	1/4 FLAT WASHER ALUMINUM	2	<a href="#">10000</a>
8	TINNERMAN NUT 1/4-20	2	<a href="#">42125</a>
9	STRAIN RELIEF #SR-10-2	1	<a href="#">87163</a>
10	LEAD-IN CORD 15 AMP PLUG	1	<a href="#">39982</a>




## Unit Exterior – Bottom View



Item	Part Description	Qty.	Part No.
			2494
1	RUBBER FEET 3/4IN HIGH	4	<a href="#">47155</a>
2	8-32 X 3/4 PHIL PAN M/S	4	<a href="#">39007</a>
3	8-32 HEX M/S NUT	4	<a href="#">74149</a>
4	BOTTOM PLATE WELD ASSY	1	39979
5	8-32 X 1/2 PH PAN T/S	8	<a href="#">87245</a>
6	1/4-20 X 5/8 P/H PHIL	2	<a href="#">12472</a>
7	1/4 FLAT WASHER ALUMINUM	2	<a href="#">10000</a>
8	TINNERMAN NUT 1/4-20	2	<a href="#">42125</a>
9	STRAIN RELIEF #SR-10-2	1	<a href="#">87163</a>
10	LEAD-IN CORD 15 AMP PLUG	1	<a href="#">39982</a>



## Unit Exterior – Bottom View



Item	Part Description	Qty.	Part No.
			2494
1	RUBBER FEET 3/4IN HIGH	4	<a href="#">47155</a>
2	8-32 X 3/4 PHIL PAN M/S	4	<a href="#">39007</a>
3	8-32 HEX M/S NUT	4	<a href="#">74149</a>
4	BOTTOM PLATE WELD ASSY	1	39979
5	8-32 X 1/2 PH PAN T/S	8	<a href="#">87245</a>
6	1/4-20 X 5/8 P/H PHIL	2	<a href="#">12472</a>
7	1/4 FLAT WASHER ALUMINUM	2	<a href="#">10000</a>
8	TINNERMAN NUT 1/4-20	2	<a href="#">42125</a>
9	STRAIN RELIEF #SR-10-2	1	<a href="#">87163</a>
10	LEAD-IN CORD 15 AMP PLUG	1	<a href="#">39982</a>



## Unit Interior – Pump View Parts List

Item	Part Description	Qty.	Part No.
			2494
1	SLIDING PUMP BLOCK	1	<a href="#">36031</a>
2	PUMP CAM LOCK	1	<a href="#">36032</a>
3	M5 SLOTTED SCREW - CAM	1	<a href="#">77125</a>
4	PUMP PLATE	1	39953
5	FOOD TUBING (replacement tubing sold by the foot)		<a href="#">91375</a>
6	PUMP COVER	1	<a href="#">39988</a>
7	HOSE CLAMP 7/16``- 1/2``	3	<a href="#">67843</a>
8	TUBING CONNECTOR	1	39990
9	TUBING BRACKET (metal bracket)	1	39989
10	HEYCO/BREAK THROUGH PLUG	1	102008
11	PUMP HEAD ASSY 5 ROLLER	1	<a href="#">36105</a>
12	THUMB SCREW PUMP MOUNT	1	<a href="#">77122</a>
13	UNIVERSAL BAG CONNECTOR	1	<a href="#">79100G</a>
14	SINGLE WIRE HOSE CLAMP	2	<a href="#">75110</a>
15	PAN WELD ASSY	1	<a href="#">39973</a>
16	FOIL ELEMENT 300W 120V	1	39949
17	SET COLLAR 5/16 ID 5/8 OD	1	<a href="#">46649</a>



## Unit Interior – Pump View Parts List

Item	Part Description	Qty.	Part No.
			2494
1	SLIDING PUMP BLOCK	1	<a href="#">36031</a>
2	PUMP CAM LOCK	1	<a href="#">36032</a>
3	M5 SLOTTED SCREW - CAM	1	<a href="#">77125</a>
4	PUMP PLATE	1	39953
5	FOOD TUBING (replacement tubing sold by the foot)		<a href="#">91375</a>
6	PUMP COVER	1	<a href="#">39988</a>
7	HOSE CLAMP 7/16`` - 1/2``	3	<a href="#">67843</a>
8	TUBING CONNECTOR	1	39990
9	TUBING BRACKET (metal bracket)	1	39989
10	HEYCO/BREAK THROUGH PLUG	1	102008
11	PUMP HEAD ASSY 5 ROLLER	1	<a href="#">36105</a>
12	THUMB SCREW PUMP MOUNT	1	<a href="#">77122</a>
13	UNIVERSAL BAG CONNECTOR	1	<a href="#">79100G</a>
14	SINGLE WIRE HOSE CLAMP	2	<a href="#">75110</a>
15	PAN WELD ASSY	1	<a href="#">39973</a>
16	FOIL ELEMENT 300W 120V	1	39949
17	SET COLLAR 5/16 ID 5/8 OD	1	<a href="#">46649</a>



## Unit Interior – Pump View Parts List

Item	Part Description	Qty.	Part No.
			2494
1	SLIDING PUMP BLOCK	1	<a href="#">36031</a>
2	PUMP CAM LOCK	1	<a href="#">36032</a>
3	M5 SLOTTED SCREW - CAM	1	<a href="#">77125</a>
4	PUMP PLATE	1	39953
5	FOOD TUBING (replacement tubing sold by the foot)		<a href="#">91375</a>
6	PUMP COVER	1	<a href="#">39988</a>
7	HOSE CLAMP 7/16`` - 1/2``	3	<a href="#">67843</a>
8	TUBING CONNECTOR	1	39990
9	TUBING BRACKET (metal bracket)	1	39989
10	HEYCO/BREAK THROUGH PLUG	1	102008
11	PUMP HEAD ASSY 5 ROLLER	1	<a href="#">36105</a>
12	THUMB SCREW PUMP MOUNT	1	<a href="#">77122</a>
13	UNIVERSAL BAG CONNECTOR	1	<a href="#">79100G</a>
14	SINGLE WIRE HOSE CLAMP	2	<a href="#">75110</a>
15	PAN WELD ASSY	1	<a href="#">39973</a>
16	FOIL ELEMENT 300W 120V	1	39949
17	SET COLLAR 5/16 ID 5/8 OD	1	<a href="#">46649</a>



## Unit Interior – Pump View Parts List

Item	Part Description	Qty.	Part No.
			2494
1	SLIDING PUMP BLOCK	1	<a href="#">36031</a>
2	PUMP CAM LOCK	1	<a href="#">36032</a>
3	M5 SLOTTED SCREW - CAM	1	<a href="#">77125</a>
4	PUMP PLATE	1	39953
5	FOOD TUBING (replacement tubing sold by the foot)		<a href="#">91375</a>
6	PUMP COVER	1	<a href="#">39988</a>
7	HOSE CLAMP 7/16`` - 1/2``	3	<a href="#">67843</a>
8	TUBING CONNECTOR	1	39990
9	TUBING BRACKET (metal bracket)	1	39989
10	HEYCO/BREAK THROUGH PLUG	1	102008
11	PUMP HEAD ASSY 5 ROLLER	1	<a href="#">36105</a>
12	THUMB SCREW PUMP MOUNT	1	<a href="#">77122</a>
13	UNIVERSAL BAG CONNECTOR	1	<a href="#">79100G</a>
14	SINGLE WIRE HOSE CLAMP	2	<a href="#">75110</a>
15	PAN WELD ASSY	1	<a href="#">39973</a>
16	FOIL ELEMENT 300W 120V	1	39949
17	SET COLLAR 5/16 ID 5/8 OD	1	<a href="#">46649</a>



## Unit Interior – Pump View Parts List

Item	Part Description	Qty.	Part No.
			2494
1	SLIDING PUMP BLOCK	1	<a href="#">36031</a>
2	PUMP CAM LOCK	1	<a href="#">36032</a>
3	M5 SLOTTED SCREW - CAM	1	<a href="#">77125</a>
4	PUMP PLATE	1	39953
5	FOOD TUBING (replacement tubing sold by the foot)		<a href="#">91375</a>
6	PUMP COVER	1	<a href="#">39988</a>
7	HOSE CLAMP 7/16`` - 1/2``	3	<a href="#">67843</a>
8	TUBING CONNECTOR	1	39990
9	TUBING BRACKET (metal bracket)	1	39989
10	HEYCO/BREAK THROUGH PLUG	1	102008
11	PUMP HEAD ASSY 5 ROLLER	1	<a href="#">36105</a>
12	THUMB SCREW PUMP MOUNT	1	<a href="#">77122</a>
13	UNIVERSAL BAG CONNECTOR	1	<a href="#">79100G</a>
14	SINGLE WIRE HOSE CLAMP	2	<a href="#">75110</a>
15	PAN WELD ASSY	1	<a href="#">39973</a>
16	FOIL ELEMENT 300W 120V	1	39949
17	SET COLLAR 5/16 ID 5/8 OD	1	<a href="#">46649</a>



## Unit Interior – Pump View Parts List

Item	Part Description	Qty.	Part No.
			2494
1	SLIDING PUMP BLOCK	1	<a href="#">36031</a>
2	PUMP CAM LOCK	1	<a href="#">36032</a>
3	M5 SLOTTED SCREW - CAM	1	<a href="#">77125</a>
4	PUMP PLATE	1	39953
5	FOOD TUBING (replacement tubing sold by the foot)		<a href="#">91375</a>
6	PUMP COVER	1	<a href="#">39988</a>
7	HOSE CLAMP 7/16`` - 1/2``	3	<a href="#">67843</a>
8	TUBING CONNECTOR	1	39990
9	TUBING BRACKET (metal bracket)	1	39989
10	HEYCO/BREAK THROUGH PLUG	1	102008
11	PUMP HEAD ASSY 5 ROLLER	1	<a href="#">36105</a>
12	THUMB SCREW PUMP MOUNT	1	<a href="#">77122</a>
13	UNIVERSAL BAG CONNECTOR	1	<a href="#">79100G</a>
14	SINGLE WIRE HOSE CLAMP	2	<a href="#">75110</a>
15	PAN WELD ASSY	1	<a href="#">39973</a>
16	FOIL ELEMENT 300W 120V	1	39949
17	SET COLLAR 5/16 ID 5/8 OD	1	<a href="#">46649</a>



## Unit Interior – Pump View Parts List

Item	Part Description	Qty.	Part No.
			2494
1	SLIDING PUMP BLOCK	1	<a href="#">36031</a>
2	PUMP CAM LOCK	1	<a href="#">36032</a>
3	M5 SLOTTED SCREW - CAM	1	<a href="#">77125</a>
4	PUMP PLATE	1	39953
5	FOOD TUBING (replacement tubing sold by the foot)		<a href="#">91375</a>
6	PUMP COVER	1	<a href="#">39988</a>
7	HOSE CLAMP 7/16`` - 1/2``	3	<a href="#">67843</a>
8	TUBING CONNECTOR	1	39990
9	TUBING BRACKET (metal bracket)	1	39989
10	HEYCO/BREAK THROUGH PLUG	1	102008
11	PUMP HEAD ASSY 5 ROLLER	1	<a href="#">36105</a>
12	THUMB SCREW PUMP MOUNT	1	<a href="#">77122</a>
13	UNIVERSAL BAG CONNECTOR	1	<a href="#">79100G</a>
14	SINGLE WIRE HOSE CLAMP	2	<a href="#">75110</a>
15	PAN WELD ASSY	1	<a href="#">39973</a>
16	FOIL ELEMENT 300W 120V	1	39949
17	SET COLLAR 5/16 ID 5/8 OD	1	<a href="#">46649</a>



## Unit Interior – Pump View Parts List

Item	Part Description	Qty.	Part No.
			2494
1	SLIDING PUMP BLOCK	1	<a href="#">36031</a>
2	PUMP CAM LOCK	1	<a href="#">36032</a>
3	M5 SLOTTED SCREW - CAM	1	<a href="#">77125</a>
4	PUMP PLATE	1	39953
5	FOOD TUBING (replacement tubing sold by the foot)		<a href="#">91375</a>
6	PUMP COVER	1	<a href="#">39988</a>
7	HOSE CLAMP 7/16`` - 1/2``	3	<a href="#">67843</a>
8	TUBING CONNECTOR	1	39990
9	TUBING BRACKET (metal bracket)	1	39989
10	HEYCO/BREAK THROUGH PLUG	1	102008
11	PUMP HEAD ASSY 5 ROLLER	1	<a href="#">36105</a>
12	THUMB SCREW PUMP MOUNT	1	<a href="#">77122</a>
13	UNIVERSAL BAG CONNECTOR	1	<a href="#">79100G</a>
14	SINGLE WIRE HOSE CLAMP	2	<a href="#">75110</a>
15	PAN WELD ASSY	1	<a href="#">39973</a>
16	FOIL ELEMENT 300W 120V	1	39949
17	SET COLLAR 5/16 ID 5/8 OD	1	<a href="#">46649</a>



## Unit Interior – Pump View Parts List

Item	Part Description	Qty.	Part No.
			2494
1	SLIDING PUMP BLOCK	1	<a href="#">36031</a>
2	PUMP CAM LOCK	1	<a href="#">36032</a>
3	M5 SLOTTED SCREW - CAM	1	<a href="#">77125</a>
4	PUMP PLATE	1	39953
5	FOOD TUBING (replacement tubing sold by the foot)		<a href="#">91375</a>
6	PUMP COVER	1	<a href="#">39988</a>
7	HOSE CLAMP 7/16`` - 1/2``	3	<a href="#">67843</a>
8	TUBING CONNECTOR	1	39990
9	TUBING BRACKET (metal bracket)	1	39989
10	HEYCO/BREAK THROUGH PLUG	1	102008
11	PUMP HEAD ASSY 5 ROLLER	1	<a href="#">36105</a>
12	THUMB SCREW PUMP MOUNT	1	<a href="#">77122</a>
13	UNIVERSAL BAG CONNECTOR	1	<a href="#">79100G</a>
14	SINGLE WIRE HOSE CLAMP	2	<a href="#">75110</a>
15	PAN WELD ASSY	1	<a href="#">39973</a>
16	FOIL ELEMENT 300W 120V	1	39949
17	SET COLLAR 5/16 ID 5/8 OD	1	<a href="#">46649</a>



## Unit Interior – Pump View Parts List

Item	Part Description	Qty.	Part No.
			2494
1	SLIDING PUMP BLOCK	1	<a href="#">36031</a>
2	PUMP CAM LOCK	1	<a href="#">36032</a>
3	M5 SLOTTED SCREW - CAM	1	<a href="#">77125</a>
4	PUMP PLATE	1	39953
5	FOOD TUBING (replacement tubing sold by the foot)		<a href="#">91375</a>
6	PUMP COVER	1	<a href="#">39988</a>
7	HOSE CLAMP 7/16`` - 1/2``	3	<a href="#">67843</a>
8	TUBING CONNECTOR	1	39990
9	TUBING BRACKET (metal bracket)	1	39989
10	HEYCO/BREAK THROUGH PLUG	1	102008
11	PUMP HEAD ASSY 5 ROLLER	1	<a href="#">36105</a>
12	THUMB SCREW PUMP MOUNT	1	<a href="#">77122</a>
13	UNIVERSAL BAG CONNECTOR	1	<a href="#">79100G</a>
14	SINGLE WIRE HOSE CLAMP	2	<a href="#">75110</a>
15	PAN WELD ASSY	1	<a href="#">39973</a>
16	FOIL ELEMENT 300W 120V	1	39949
17	SET COLLAR 5/16 ID 5/8 OD	1	<a href="#">46649</a>



## Unit Interior – Pump View Parts List

Item	Part Description	Qty.	Part No.
			2494
1	SLIDING PUMP BLOCK	1	<a href="#">36031</a>
2	PUMP CAM LOCK	1	<a href="#">36032</a>
3	M5 SLOTTED SCREW - CAM	1	<a href="#">77125</a>
4	PUMP PLATE	1	39953
5	FOOD TUBING (replacement tubing sold by the foot)		<a href="#">91375</a>
6	PUMP COVER	1	<a href="#">39988</a>
7	HOSE CLAMP 7/16`` - 1/2``	3	<a href="#">67843</a>
8	TUBING CONNECTOR	1	39990
9	TUBING BRACKET (metal bracket)	1	39989
10	HEYCO/BREAK THROUGH PLUG	1	102008
11	PUMP HEAD ASSY 5 ROLLER	1	<a href="#">36105</a>
12	THUMB SCREW PUMP MOUNT	1	<a href="#">77122</a>
13	UNIVERSAL BAG CONNECTOR	1	<a href="#">79100G</a>
14	SINGLE WIRE HOSE CLAMP	2	<a href="#">75110</a>
15	PAN WELD ASSY	1	<a href="#">39973</a>
16	FOIL ELEMENT 300W 120V	1	39949
17	SET COLLAR 5/16 ID 5/8 OD	1	<a href="#">46649</a>




## Unit Interior – Pump View Parts List

Item	Part Description	Qty.	Part No.
			2494
1	SLIDING PUMP BLOCK	1	<a href="#">36031</a>
2	PUMP CAM LOCK	1	<a href="#">36032</a>
3	M5 SLOTTED SCREW - CAM	1	<a href="#">77125</a>
4	PUMP PLATE	1	39953
5	FOOD TUBING (replacement tubing sold by the foot)		<a href="#">91375</a>
6	PUMP COVER	1	<a href="#">39988</a>
7	HOSE CLAMP 7/16`` - 1/2``	3	<a href="#">67843</a>
8	TUBING CONNECTOR	1	39990
9	TUBING BRACKET (metal bracket)	1	39989
10	HEYCO/BREAK THROUGH PLUG	1	102008
11	PUMP HEAD ASSY 5 ROLLER	1	<a href="#">36105</a>
12	THUMB SCREW PUMP MOUNT	1	<a href="#">77122</a>
13	UNIVERSAL BAG CONNECTOR	1	<a href="#">79100G</a>
14	SINGLE WIRE HOSE CLAMP	2	<a href="#">75110</a>
15	PAN WELD ASSY	1	<a href="#">39973</a>
16	FOIL ELEMENT 300W 120V	1	39949
17	SET COLLAR 5/16 ID 5/8 OD	1	<a href="#">46649</a>



## Unit Interior – Pedestal View




**Pedestal - Interior View**

Item	Part Description	Qty.	Part No.
			2494
1	MOMENTARY SWITCH	1	<a href="#">38971</a>
2	FOIL HEAT ELEMENT 5W 120V	1	39948
3	SPOUT	1	<a href="#">39957</a>
4	SWITCH, DPST ROCKER	1	<a href="#">42532</a>



## Unit Interior – Pedestal View




**Pedestal - Interior View**

Item	Part Description	Qty.	Part No.
			2494
1	MOMENTARY SWITCH	1	<a href="#">38971</a>
2	FOIL HEAT ELEMENT 5W 120V	1	39948
3	SPOUT	1	<a href="#">39957</a>
4	SWITCH, DPST ROCKER	1	<a href="#">42532</a>



## Unit Interior – Pedestal View




**Pedestal - Interior View**

Item	Part Description	Qty.	Part No.
			2494
1	MOMENTARY SWITCH	1	<a href="#">38971</a>
2	FOIL HEAT ELEMENT 5W 120V	1	39948
3	SPOUT	1	<a href="#">39957</a>
4	SWITCH, DPST ROCKER	1	<a href="#">42532</a>



## Control Panel - Interior and Lighting View




**Front Panel  
Lighting View**

Item	Part Description	Qty.	Part No.
			2494
1	MOTOR 24 V DC	1	<a href="#">36043</a>
2	POWER SUPPLY 24VDC 20W	1	<a href="#">55394</a>
3	DISPENSER CONTROL BOARD	1	39976
4	BUSHING, SNAP .875 IN	1	<a href="#">45396</a>
5	BUSHING, SNAP .625 IN	1	<a href="#">47282</a>
6	TRANSFORMER, 12/24 VOLT	1	<a href="#">39459</a>
7	3 LED MODULES	3	55349-3
8	6-32 X 3/8 PHIL PAN M/S	6	<a href="#">39000</a>
9	#6 INT. TOOTH L/W 410SS	6	<a href="#">39001</a>
10	6-32 M/S NUT 18-8	6	<a href="#">14221</a>
11	BUSHING, SNAP .500 IN	1	<a href="#">47236</a>



## Control Panel - Interior and Lighting View




**Front Panel  
Lighting View**

Item	Part Description	Qty.	Part No.
			2494
1	MOTOR 24 V DC	1	<a href="#">36043</a>
2	POWER SUPPLY 24VDC 20W	1	<a href="#">55394</a>
3	DISPENSER CONTROL BOARD	1	39976
4	BUSHING, SNAP .875 IN	1	<a href="#">45396</a>
5	BUSHING, SNAP .625 IN	1	<a href="#">47282</a>
6	TRANSFORMER, 12/24 VOLT	1	<a href="#">39459</a>
7	3 LED MODULES	3	55349-3
8	6-32 X 3/8 PHIL PAN M/S	6	<a href="#">39000</a>
9	#6 INT. TOOTH L/W 410SS	6	<a href="#">39001</a>
10	6-32 M/S NUT 18-8	6	<a href="#">14221</a>
11	BUSHING, SNAP .500 IN	1	<a href="#">47236</a>



## Control Panel - Interior and Lighting View




**Front Panel  
Lighting View**

Item	Part Description	Qty.	Part No.
			2494
1	MOTOR 24 V DC	1	<a href="#">36043</a>
2	POWER SUPPLY 24VDC 20W	1	<a href="#">55394</a>
3	DISPENSER CONTROL BOARD	1	39976
4	BUSHING, SNAP .875 IN	1	<a href="#">45396</a>
5	BUSHING, SNAP .625 IN	1	<a href="#">47282</a>
6	TRANSFORMER, 12/24 VOLT	1	<a href="#">39459</a>
7	3 LED MODULES	3	55349-3
8	6-32 X 3/8 PHIL PAN M/S	6	<a href="#">39000</a>
9	#6 INT. TOOTH L/W 410SS	6	<a href="#">39001</a>
10	6-32 M/S NUT 18-8	6	<a href="#">14221</a>
11	BUSHING, SNAP .500 IN	1	<a href="#">47236</a>



## Control Panel - Interior and Lighting View




**Front Panel  
Lighting View**

Item	Part Description	Qty.	Part No.
			2494
1	MOTOR 24 V DC	1	<a href="#">36043</a>
2	POWER SUPPLY 24VDC 20W	1	<a href="#">55394</a>
3	DISPENSER CONTROL BOARD	1	39976
4	BUSHING, SNAP .875 IN	1	<a href="#">45396</a>
5	BUSHING, SNAP .625 IN	1	<a href="#">47282</a>
6	TRANSFORMER, 12/24 VOLT	1	<a href="#">39459</a>
7	3 LED MODULES	3	55349-3
8	6-32 X 3/8 PHIL PAN M/S	6	<a href="#">39000</a>
9	#6 INT. TOOTH L/W 410SS	6	<a href="#">39001</a>
10	6-32 M/S NUT 18-8	6	<a href="#">14221</a>
11	BUSHING, SNAP .500 IN	1	<a href="#">47236</a>



## Control Panel - Interior and Lighting View




**Front Panel  
Lighting View**

Item	Part Description	Qty.	Part No.
			2494
1	MOTOR 24 V DC	1	<a href="#">36043</a>
2	POWER SUPPLY 24VDC 20W	1	<a href="#">55394</a>
3	DISPENSER CONTROL BOARD	1	39976
4	BUSHING, SNAP .875 IN	1	<a href="#">45396</a>
5	BUSHING, SNAP .625 IN	1	<a href="#">47282</a>
6	TRANSFORMER, 12/24 VOLT	1	<a href="#">39459</a>
7	3 LED MODULES	3	55349-3
8	6-32 X 3/8 PHIL PAN M/S	6	<a href="#">39000</a>
9	#6 INT. TOOTH L/W 410SS	6	<a href="#">39001</a>
10	6-32 M/S NUT 18-8	6	<a href="#">14221</a>
11	BUSHING, SNAP .500 IN	1	<a href="#">47236</a>



## Control Panel - Interior and Lighting View




**Front Panel  
Lighting View**

Item	Part Description	Qty.	Part No.
			2494
1	MOTOR 24 V DC	1	<a href="#">36043</a>
2	POWER SUPPLY 24VDC 20W	1	<a href="#">55394</a>
3	DISPENSER CONTROL BOARD	1	39976
4	BUSHING, SNAP .875 IN	1	<a href="#">45396</a>
5	BUSHING, SNAP .625 IN	1	<a href="#">47282</a>
6	TRANSFORMER, 12/24 VOLT	1	<a href="#">39459</a>
7	3 LED MODULES	3	55349-3
8	6-32 X 3/8 PHIL PAN M/S	6	<a href="#">39000</a>
9	#6 INT. TOOTH L/W 410SS	6	<a href="#">39001</a>
10	6-32 M/S NUT 18-8	6	<a href="#">14221</a>
11	BUSHING, SNAP .500 IN	1	<a href="#">47236</a>



## Control Panel - Interior and Lighting View




**Front Panel  
Lighting View**

Item	Part Description	Qty.	Part No.
			2494
1	MOTOR 24 V DC	1	<a href="#">36043</a>
2	POWER SUPPLY 24VDC 20W	1	<a href="#">55394</a>
3	DISPENSER CONTROL BOARD	1	39976
4	BUSHING, SNAP .875 IN	1	<a href="#">45396</a>
5	BUSHING, SNAP .625 IN	1	<a href="#">47282</a>
6	TRANSFORMER, 12/24 VOLT	1	<a href="#">39459</a>
7	3 LED MODULES	3	55349-3
8	6-32 X 3/8 PHIL PAN M/S	6	<a href="#">39000</a>
9	#6 INT. TOOTH L/W 410SS	6	<a href="#">39001</a>
10	6-32 M/S NUT 18-8	6	<a href="#">14221</a>
11	BUSHING, SNAP .500 IN	1	<a href="#">47236</a>



## Control Panel - Interior and Lighting View




**Front Panel  
Lighting View**

Item	Part Description	Qty.	Part No.
			2494
1	MOTOR 24 V DC	1	<a href="#">36043</a>
2	POWER SUPPLY 24VDC 20W	1	<a href="#">55394</a>
3	DISPENSER CONTROL BOARD	1	39976
4	BUSHING, SNAP .875 IN	1	<a href="#">45396</a>
5	BUSHING, SNAP .625 IN	1	<a href="#">47282</a>
6	TRANSFORMER, 12/24 VOLT	1	<a href="#">39459</a>
7	3 LED MODULES	3	55349-3
8	6-32 X 3/8 PHIL PAN M/S	6	<a href="#">39000</a>
9	#6 INT. TOOTH L/W 410SS	6	<a href="#">39001</a>
10	6-32 M/S NUT 18-8	6	<a href="#">14221</a>
11	BUSHING, SNAP .500 IN	1	<a href="#">47236</a>



## Control Panel - Interior and Lighting View



**Front Panel  
Lighting View**

Item	Part Description	Qty.	Part No.
			2494
1	MOTOR 24 V DC	1	<a href="#">36043</a>
2	POWER SUPPLY 24VDC 20W	1	<a href="#">55394</a>
3	DISPENSER CONTROL BOARD	1	39976
4	BUSHING, SNAP .875 IN	1	<a href="#">45396</a>
5	BUSHING, SNAP .625 IN	1	<a href="#">47282</a>
6	TRANSFORMER, 12/24 VOLT	1	<a href="#">39459</a>
7	3 LED MODULES	3	55349-3
8	6-32 X 3/8 PHIL PAN M/S	6	<a href="#">39000</a>
9	#6 INT. TOOTH L/W 410SS	6	<a href="#">39001</a>
10	6-32 M/S NUT 18-8	6	<a href="#">14221</a>
11	BUSHING, SNAP .500 IN	1	<a href="#">47236</a>