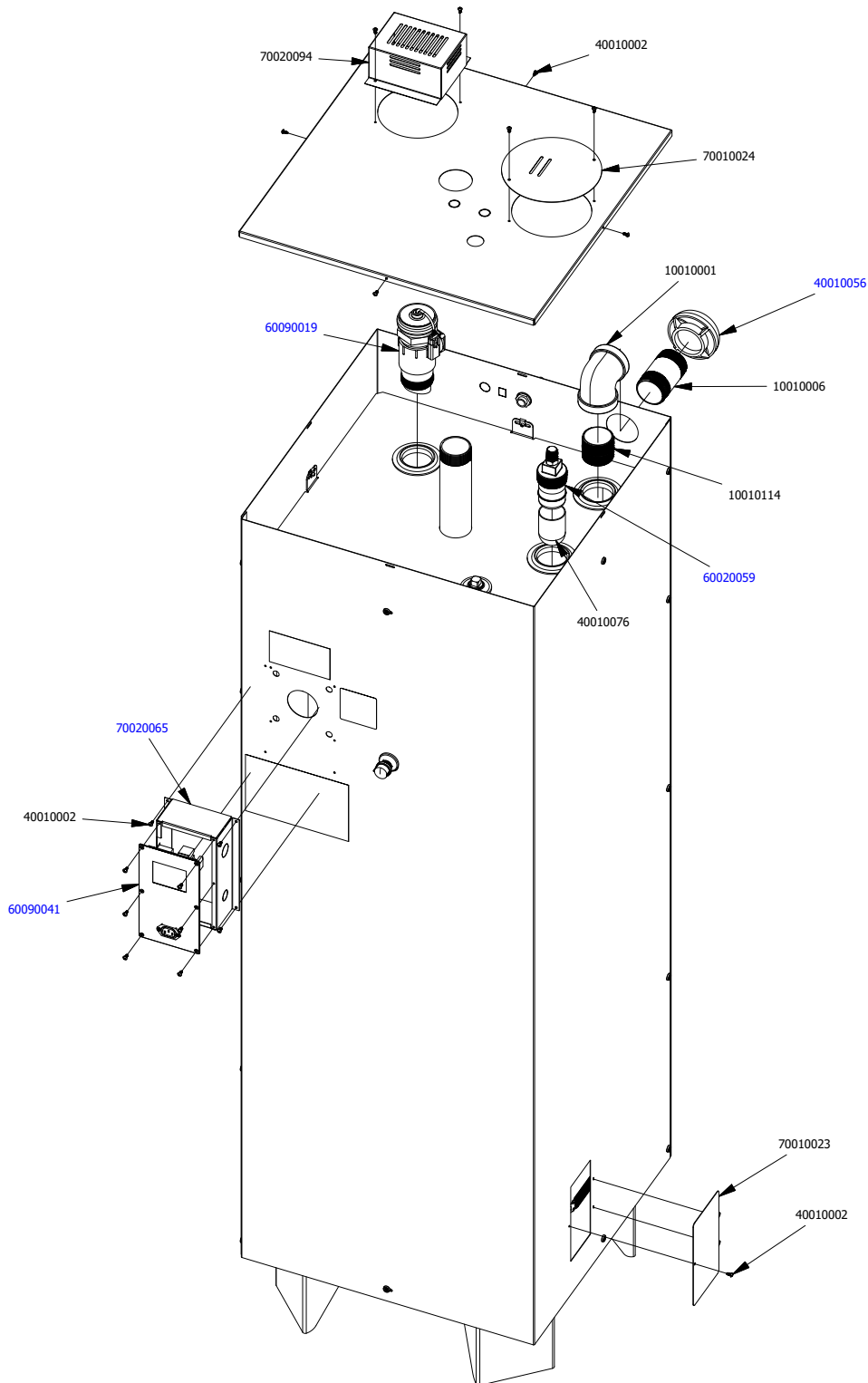


# 2478SQ-NA Parts View



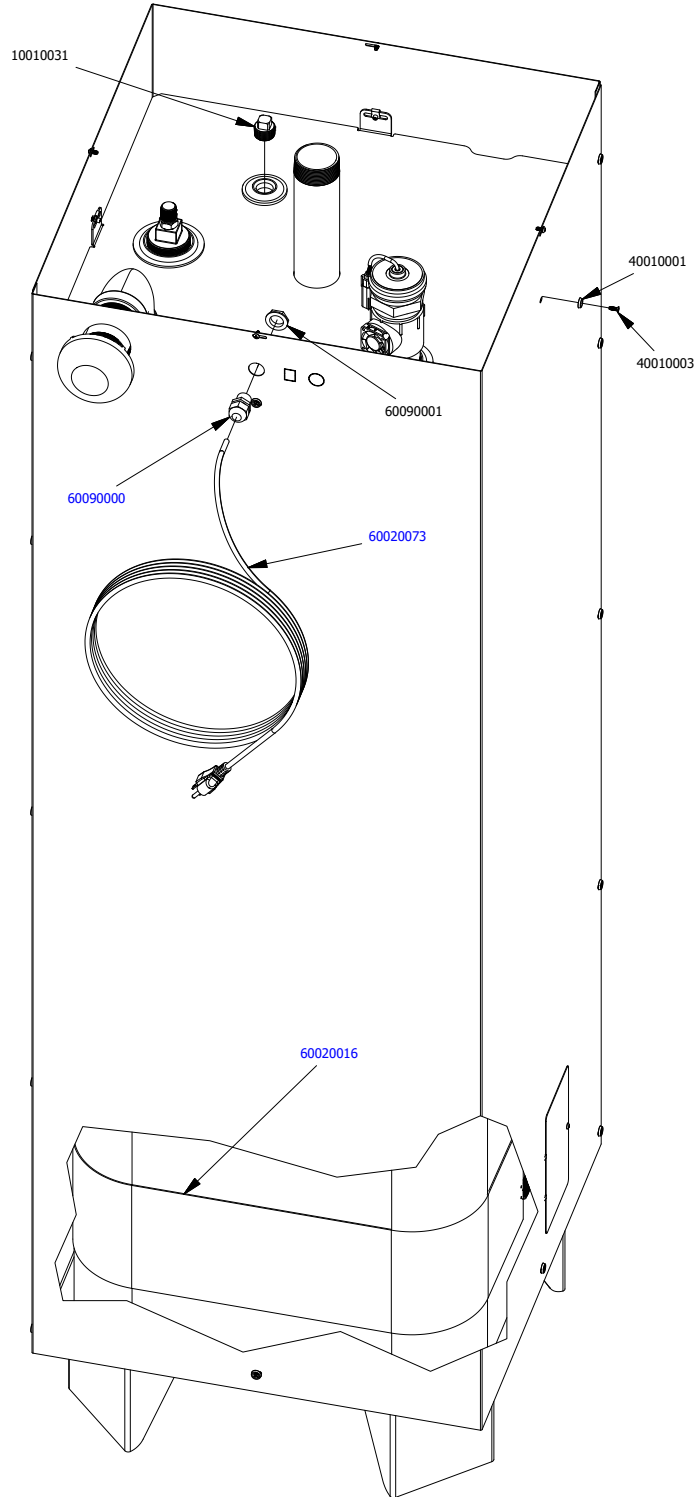
Part Number	Description	Qty	Part Number	Description	Qty
10010001	2" 90 Deg. Galv. Elbow	1	60090019	MNU Level Sensor Assembly w/ Standpipe & Fan	1
10010006	2" x 4" Galv. Nipple	1	60090041	M3 Gen 3 Control Panel assembled & mounted for NA	1
10010114	2" x Close Galv. Nipple	1	70010023	SS Heater Inspection Cover	2
40010002	8-32 X 3/8" Panhead Screw	20	70010024	SS Top Inspection Cover	1
40010056	2" Tank Vent	1	70020094	Sensor Cover for Indoor Tanks	1
40010076	Silicone Cap for Mechanical Float Sensor	1	70020065	Flat Back Mounting Bracket for M3 Control Panel	1
60020059	Mechanical Float Sensor	1			

**FRONTLINE**  
international  
187 ASCOT PARKWAY  
CUYAHOGA FALLS, OH 44223

TITLE 2478SQ-NA Parts View  
PART NUMBER 2478SQ-NA

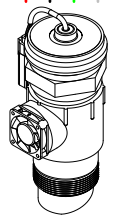
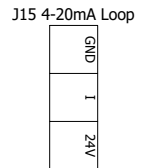
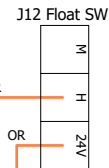
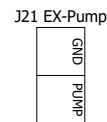
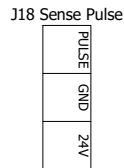
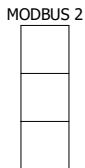
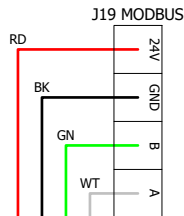
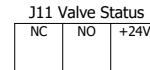
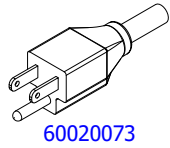
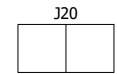
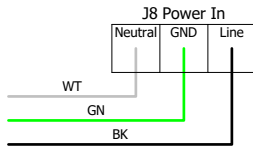
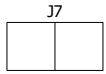
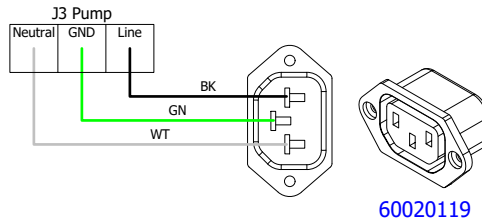

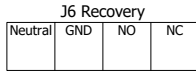
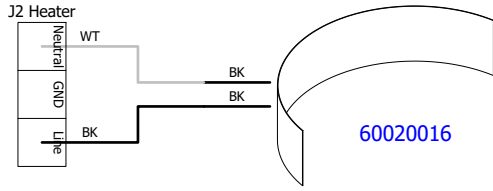
2/8/24 SHEET 1 OF 3

# 2478SQ-NA Parts View

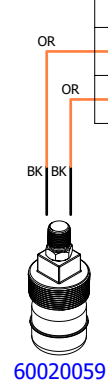


Part Number	Description	Qty	Part Number	Description	Qty
10010031	3/4" Black Iron Plug	1	60020073	10' NEMA 5-15P Power Cord	1
40010001	#8 Countersunk SS Washer	18	60090000	1/2" NPT Domed Cord Strain Relief	1
40010003	8-32 X 1/2" Flathead Screw	18	60090001	1/2" NPT Nut	1
60020016	120V 250W Heater Belt	1			

# M3 Gen 3 Control Panel Wiring Diagram



**NOTE:**  
Shield Braid should be connected to GND



TOLERANCES ARE:  
.XX: ± .010  
.XXX: ± .005  
ANGULAR: ± .5°

**FRONTLINE**  
international

187 ASCOT PARKWAY  
CUYAHOGA FALLS, OH 44223

THIS DRAWING IS  
CONFIDENTIAL  
PROPERTY OF  
FRONTLINE  
INTERNATIONAL

TITLE 2478SQ-NA Parts View  
Wiring Diagram

DRAWN CCB SHEET 3 OF 3