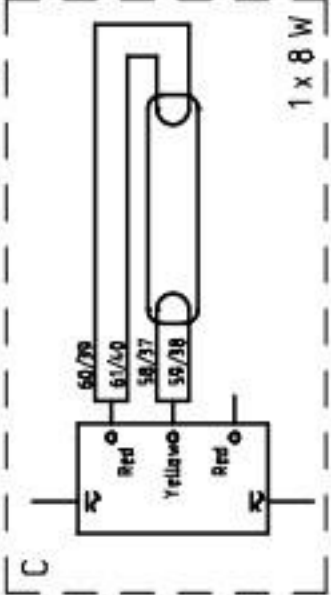
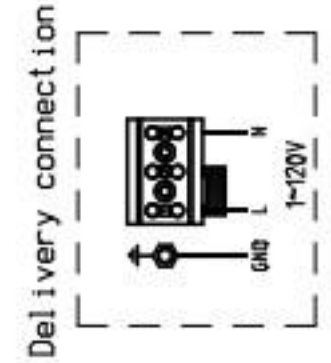
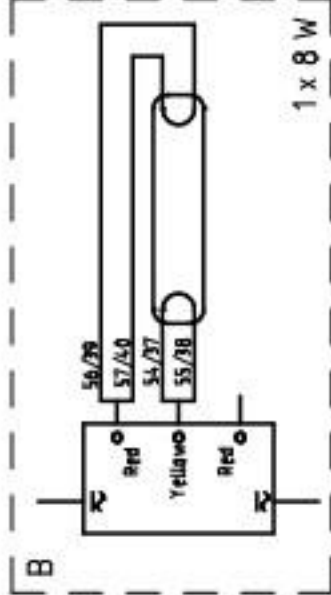
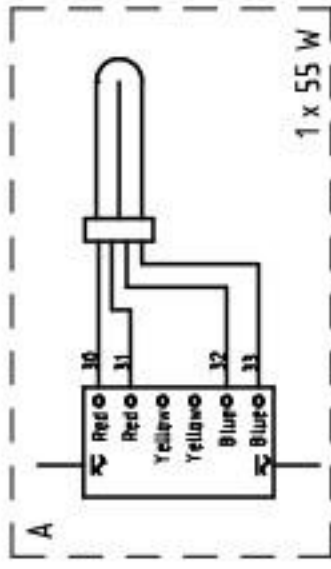
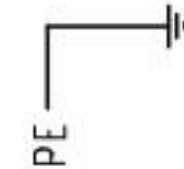
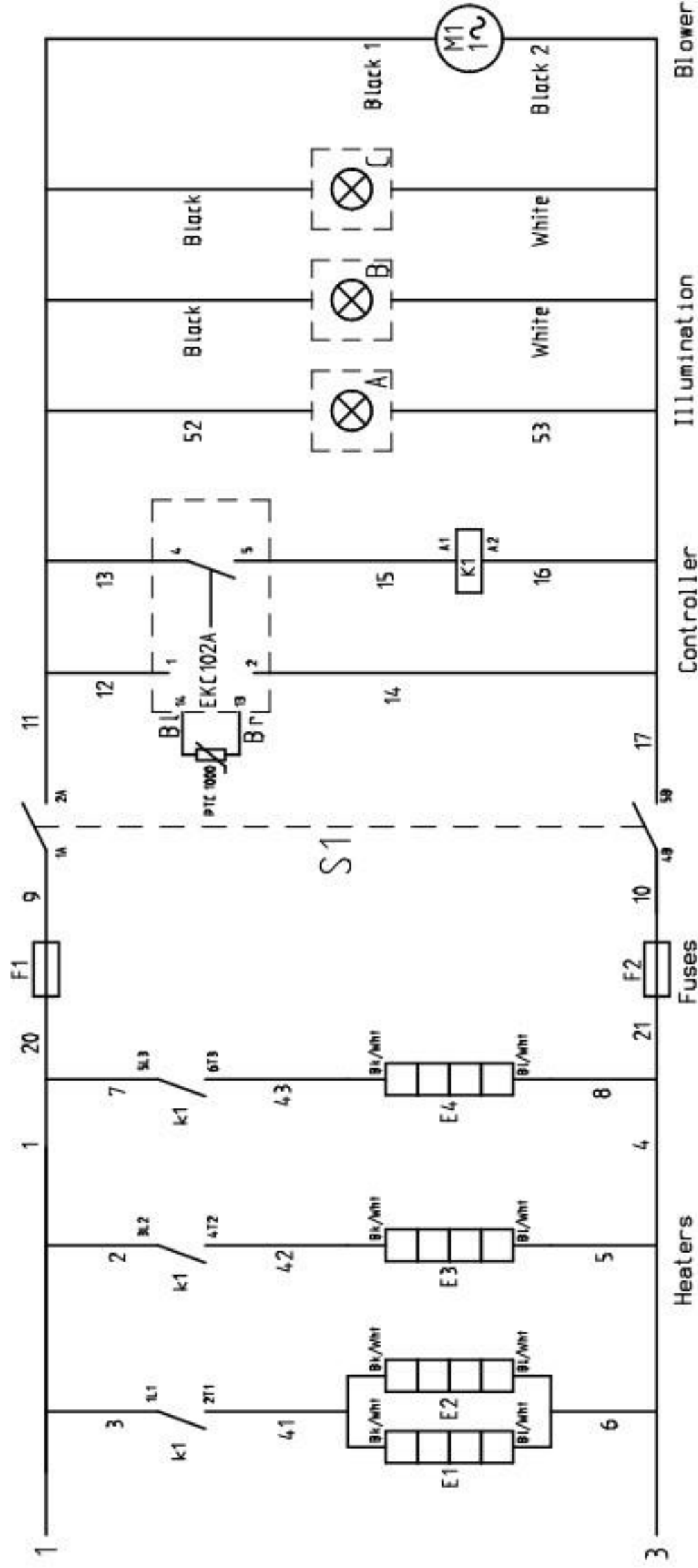


BALLAST	EL1	EL2	EL3
MD24-3	A1	B4	—
MD24-4	A1	B4	B3
MD24-5	A1	B4	B4
MD40/48-3	A2	B2	—
MD40/48-4	A2	B2	B1
MD40/48-5	A2	B2	B2

HEATER	E1	E2	E3	E4	E5	E6
MD24-3	600W	600W	600W	—	—	400W
MD24-5	600W	600W	600W	600W	600W	400W
MD40-3	900W	900W	900W	—	—	600W
MD40-4	900W	900W	900W	900W	900W	600W
MD40-5	900W	900W	900W	900W	900W	600W
MD48-3	1060W	1060W	1060W	—	—	900W
MD48-4	1060W	1060W	1060W	1060W	1060W	900W
MD48-5	1060W	1060W	1060W	1060W	1060W	900W

BN - BROWN
 BU - BLUE
 RD - RED
 YE - YELLOW
 DR - ORANGE

REVISION	INT. DATE	REMARK	REVISION	INT. DATE	REMARK
MATERIAL MATERIAL ART. NUMBER: JMW den Rooijlen DATE: 11.07.2016 DRAWING NUMBER: 9220869					
SCALE: 1:1 PROJECT:					
DESCRIPTION: Circuit diagram RD 208 V DFC					
REF. NUMBER: 9220869				REL. SIZE: A3	



Heater	Value	Heater	Value
E1	600W	E4	400W
E2	600W		
E3	600W		

Fuse	Value
F1	10 A
F2	10 A

revision:	revision date:	description	revision:
2	20.10.2010	Input lines and PE re-drawn	
1	04.08.2010	Colour codes elements	

description: Circuit diagram 120 V

for product: MD25 hot

material: 3 shelves

tolerance class: A

thicknes:	treatment:	revision:	revision date:
-	-	2	20.10.2010

scale:	status:	date:	drawing number:
1:2	-	27.07.2010	9220879

drawn by: V. Dorst

checked: 2

scale: 1:2

size: A4

tel: +31 (0)78-5985400

fax: +31 (0)78-5985444

Postbus 560
4870 AN Etten-Leur

Dude Kerkstraat 2
4878 AN Etten-Leur

fri-jado