



FISHER MANUFACTURING COMPANY

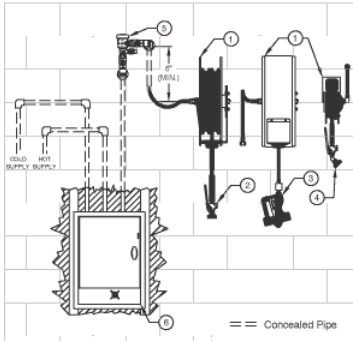
VOICE: 800-421-6162 • FAX: 800-832-8238

## Reel Rinse - Components and Options

[Return to Reel Rinse - Components and Options](#)

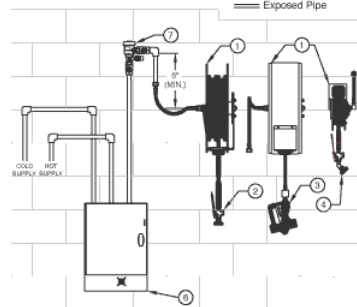
<b>1</b>	2980	EXPOSED REEL RINSE WITH SPRAY VALVE
<b>1</b>	2984	UNDER COUNTER REEL RINSE WITH UTILITY SPRAY
	2985	STAINLESS STEEL COVERED REEL WITH SPRAY VALVE, WALL MOUNT
	29262	STAINLESS STEEL, EXPOSED REEL RINSE WITH 50 FOOT HOSE & SPRAY GUN
	29599	STAINLESS STEEL, EXPOSED REEL RINSE WITH 35 FOOT HOSE & SPRAY GUN
	29602	STAINLESS STEEL, EXPOSED REEL RINSE W/50 FOOT HOSE & SPRAY VALVE
	29610	STAINLESS STEEL, EXPOSED REEL RINSE W/35 FOOT HOSE & SPRAY VALVE
	29629	STAINLESS STEEL, COVERED REEL W/50 FOOT HOSE & SPRAY GUN
	29637	STAINLESS STEEL, COVERED REEL W/35 FOOT HOSE & SPRAY GUN
	29645	STAINLESS STEEL, COVERED REEL W/50 FOOT HOSE & SPRAY VALVE
	29653	STAINLESS STEEL, COVERED REEL W/35 FOOT HOSE & SPRAY VALVE
	29661	UNDER COUNTER REEL RINSE WITH SPRAY VALVE
	32026	STAINLESS STEEL COVERED REEL WITH SPRAY VALVE, CEILING MOUNT
<b>3</b>	32840	SPRAY GUN
<b>4</b>	2920	UTILITY SPRAY VALVE
<b>5</b>	14540	ANTI-SPILL VACUUM BREAKER WITH 1/2" FEMALE, WALL MOUNT
<b>6</b>	1801	REEL RINSE CONTROL BOX ASSY
<b>7</b>	14443	1/2 INCH VACUUM BREAKER ANTI-SPILL ROUGH CHROME
<b>8</b>	13676	CONCEALED SHUT-OFF VALVE WITH CROSS HANDLE, 1/2" FEMALE AND SWIVEL STEM
<b>9</b>	2936-9000	CHECK VALVE, 1/2" FEMALE - BRASS
<b>10</b>	17639	EXPOSED SHUT-OFF

**CONCEALED MOUNTING\***

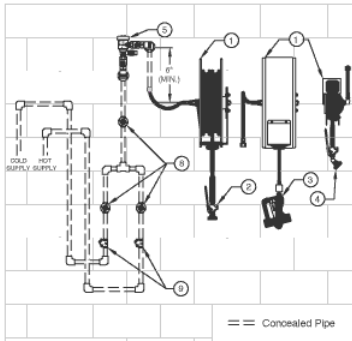


VALVE WITH CROSS  
HANDLE, 1/2" FEMALE  
AND CHECK STEM

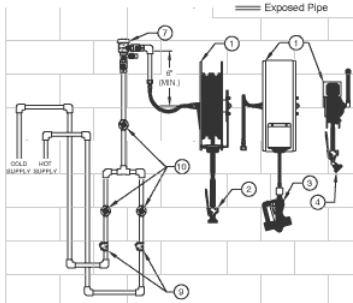
**EXPOSED MOUNTING\***



**CONCEALED MOUNTING\***



**EXPOSED MOUNTING\***



\* PIPES ARE NOT SUPPLIED BY FISHER MFG. CO.