



IMPORTANT FOR FUTURE REFERENCE

Please complete this information and retain this manual for the life of the equipment:

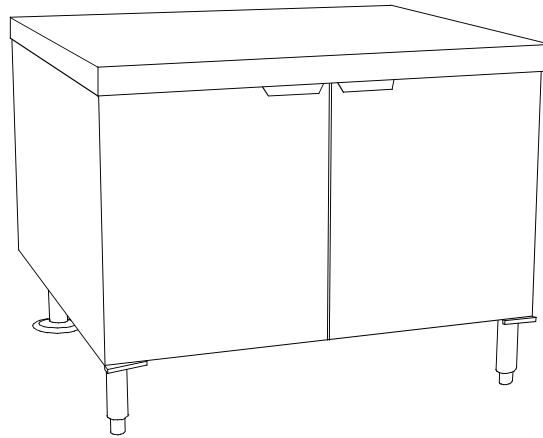
Model #: _____

Serial #: _____

Date Purchased: _____

PARTS LIST


Direct Steam Bases for Cookers and Steamers



WARNING

Improper installation, adjustment, alteration, service or maintenance can cause property damage, injury or death. Read the installation, operating and maintenance instructions thoroughly before installing or servicing this equipment.

CROWN FOOD SERVICE EQUIPMENT

 A Middleby Company

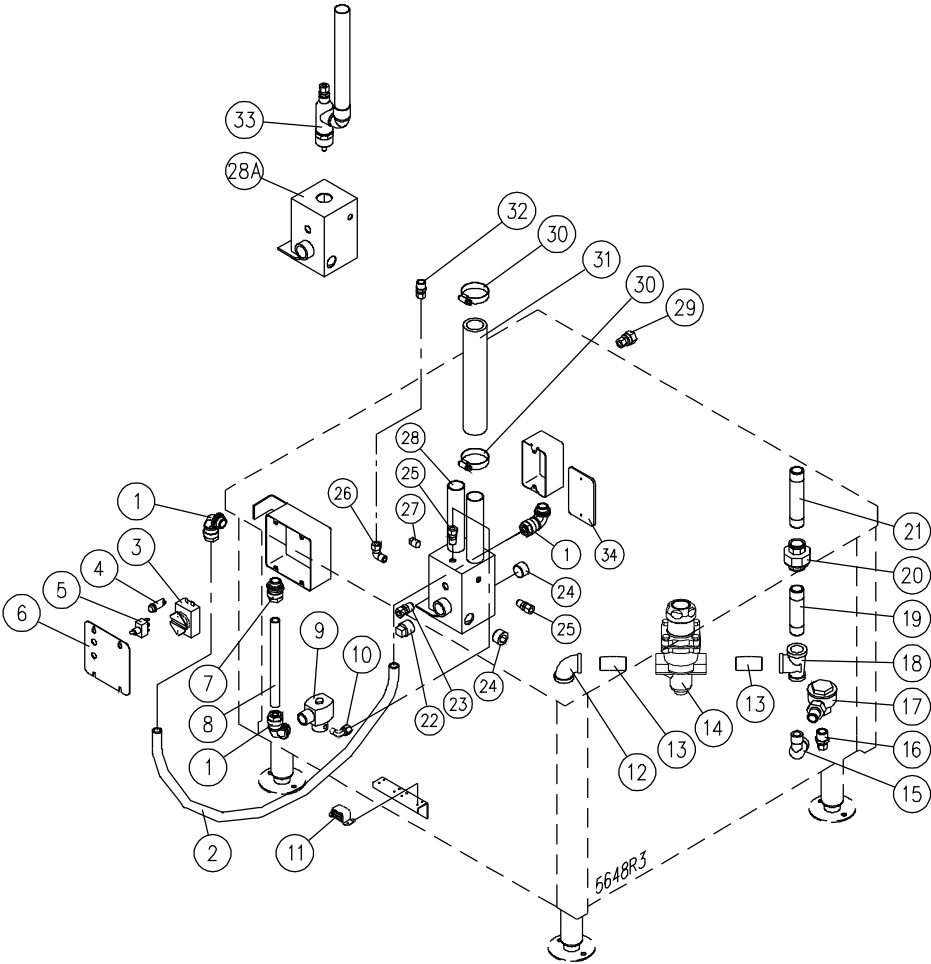
70 Oakdale Road, Downsview (Toronto) Ontario, Canada, M3N 1V9

Telephone: 919-762-1000 www.crownsteamgroup.com

Printed in Canada



PARTS LIST, DIRECT STEAM BASES FOR COOKERS AND STEAMERS



PARTS LIST, DIRECT STEAM BASES FOR COOKERS AND STEAMERS

DIRECT STEAM CABINET

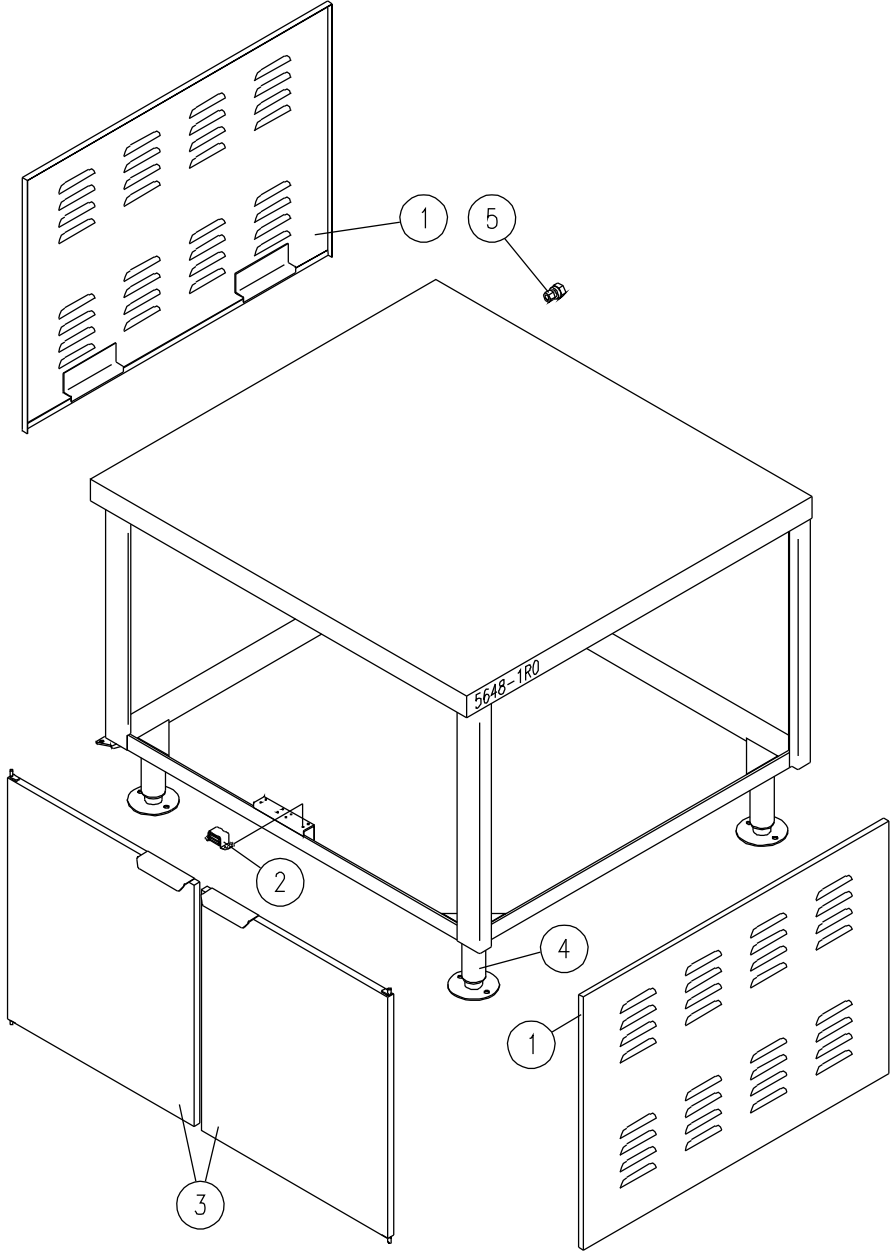
<u>ITEM NO.</u>	<u>PART NO.</u>	<u>DESCRIPTION</u>	<u>QTY.</u>
1.	9018-1	Liquid Tite Elbow 90°, 3/8"	3
2.	9020-1	Liquid Tite Conduit 36" Long	1
3.	4-TH04	Drain Thermostat	1
4.	4-PL04	Pilot Light, Green, 125V	1
5.	9110-1	Toggle Switch	1
6.	5547-1	Junction Box Cover	1
7.	9019-1	Liquid Tite Straight Connector, 3/8"	1
8.	9020-1	Liquid Tite Conduit 12" Long	1
**	9. 9310-1	Cooling Solenoid, DCX-[2, 10], DC-[2, 3]	1
	9308-1	Cooling Solenoid, DCX-16	1
10.	3-696A	Brass Elbow, 90°, 3/8" Tube x 1/8 NPT	1
11.	4777-1	Magnetic Catch	1
12.	9011-4	Elbow, 90°, 3/4"	1
13.	9090-020	Brass Pipe Nipple, 3/4" x 2" Long	2
14.	9361-1	Pressure Regulator, 3/4" NPT	1
15.	9012-3	Street Elbow, 90°, 1/2"	1
16.	3-686D	Brass Connector, 3/8" Tube x 1/2" NPT	1
17.	9170-1	Steam Trap	1
18.	9013-12	Tee, 3/4" x 1/2" x 3/4"	1
19.	9090-040	Brass Pipe Nipple, 3/4" x 4" Long	1
20.	9015-4	Ground Joint Union, 3/4"	1
21.	9090-050	Brass Pipe Nipple, 3/4" x 5" Long	1
22.	9035-5	Square Head Pipe Plug, 3/4" NPT	1

PARTS LIST, DIRECT STEAM BASES FOR COOKERS AND STEAMERS

<u>ITEM NO.</u>	<u>PART NO.</u>	<u>DESCRIPTION</u>	<u>QTY.</u>	
23.	3-686C	Thermostat Fitting	1	
24.	9127-2	Hex Socket Plug, 3/4" NPT	2	
25.	3-686B	Connector, 3/8" Tube x 1/4" NPT	2	
26.	3-696B	Brass Elbow, 90°, 3/8" Tube x 1/4" NPT	1	
27.	9035-2	Square Head Pipe Plug, 1/4"	1	
28.	6474-1	Drain Assembly (Pressureless Cookers)	1	
28A	6475-1	Drain Assembly (Pressure Cookers)	1	
29.	3-666D	Connector, 3/8" Tube x 1/2" NPT	1	
30.	9017-5	Gear Clamp	4	
**	31.	9186-125-100	Drain Hose, 10" Long (CX-2)	2
		9186-125-200	Drain Hose, 20" Long with Riser	2
		9186-125-150	Drain Hose, 15" Long, (CX-16)	2
		9186-125-090	Drain Hose, 9" Long, (CX-10)	1
	32.	3-686C	Connector, 3/8" Tube x 3/8" NPT	1
	33.	5388-1	Exhaust Drain Assembly (Pressure Cookers)	1
	34.	9-2001	Electrical Box Cover	1

** SELECT AS REQUIRED.

PARTS LIST, DIRECT STEAM BASES FOR COOKERS AND STEAMERS



PARTS LIST, DIRECT STEAM BASES FOR COOKERS AND STEAMERS

CABINET 28" HEIGHT

<u>ITEM</u>	<u>PART NO.</u>	<u>DESCRIPTION</u>	<u>24"</u>	<u>36"</u>	<u>48"</u>
1.	3563-1	Side Panel	2	2	2
2.	4777-1	Magnetic Catch	1	2	2
*	M19X-632-14	Catch Screws	4	8	8
**	3. 3373-1	Door Assembly, 23 3/4W x 20H	1		
	3204-1	Door Assembly, R.H. 17 7/8W x 20H		1	
	3209-1	Door Assembly, L.H. 17 7/8W x 20H		1	
	5987-1	Door Assembly, R.H. 23 7/8W x 23 7/8W x 20H			1
	3373-1	Door Assembly, L.H. 23 3/4W x 20H			1
4.	5379-1	Adjustable Flanged Leg	4	4	4
*	HN01X-1213	Hex Nut, 1/2-13 UNC	4	4	4
5.	3-666D	Connector, Brass, 3/8 C x 1/2 FPT	1	1	1
*	NOT SHOWN.				
**	SELECT AS REQUIRED.				

PARTS LIST, DIRECT STEAM BASES FOR COOKERS AND STEAMERS

CABINET 32" HEIGHT

<u>PART NO.</u>	<u>DESCRIPTION</u>	<u>WIDTH</u>					
		<u>24"</u>	<u>36"</u>	<u>42"</u>	<u>44"</u>	<u>48"</u>	<u>60"</u>
1. 3563-1	Lower Panel Assembly	2	2	2	2	2	2
2. 4777-1	Magnetic Catch	1	2	2	2	2	3
* M19X-632-14	Rnd Hd Screw, #6-32 UNC x 1/4 Lg.	4	8	8	8	8	12
** 3. 5222-1	Door Assembly, 23 13/16W x 23 15/16H	1					
5988-1	Door Assembly, R.H. 17 13/16W x 23 15/16H		1				
5989-1	Door Assembly, L.H. 17 13/16W x 23 15/16H		1				
3890-1	Door Assembly, R.H. 20 13/16W x 23 15/16H			1			
3891-1	Door Assembly, L.H. 20 13/16W x 23 15/16H			1			
5990-1	Door Assembly, R.H. 21 13/16W x 23 15/16H				1		
5991-1	Door Assembly, L.H. 21 13/16W x 23 15/16H				1		
5223-1	Door Assembly, R.H. 23 13/16W x 23 15/16H					1	
5222-1	Door Assembly, L.H. 23 13/16W x 23 15/16H					1	
5223-1	Door Assembly, R.H. 23 13/16W x 23 15/16H						1
5989-1	Door Assembly, L.H. 17 13/16W x 23 15/16H						1
5988-1	Door Assembly, Centre, 17 13/16W x 23 15/16H						1

PARTS LIST, DIRECT STEAM BASES FOR COOKERS AND STEAMERS

<u>PART NO.</u>	<u>DESCRIPTION</u>	<u>WIDTH</u>					
		<u>24"</u>	<u>36"</u>	<u>42"</u>	<u>44"</u>	<u>48"</u>	<u>60"</u>
4. 5379-1	Adjustable Flanged Leg	4	4	4	4	4	4
HN01X-1213	Hex Nut, 1/2-13 UNC	4	4	4	4	4	4
5. 3-666D	Connector, Brass, 3/8 C x 1/2 FPT	1	1	1	1	1	1

* NOT SHOWN

** SELECT AS REQUIRED.