

Beginning with S/N 14236 and Above
HIGH TEMP DIGITAL UNDERCOUNTER

DIAGRAM STATE
END OF CYCLE
POWER-OFF
DOOR-OPEN

DATE	NUMBER/REV
18-OCT-07	0512092 REV 4

Item No.

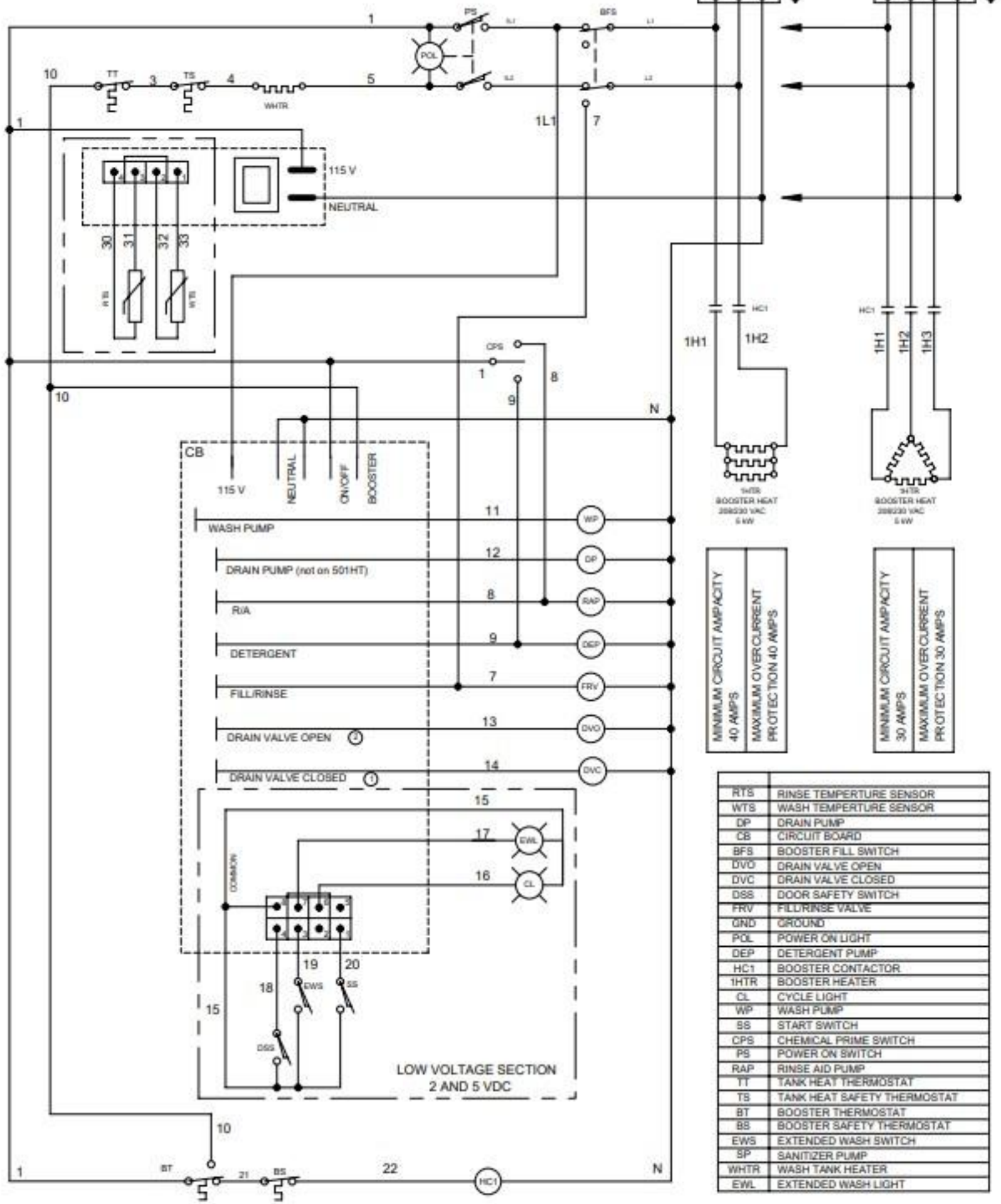
Part No.

Description

SINGLE PHASE
115-208/230V 60HZ

THREE PHASE
208/230V-115V NEUTRAL GND

Qty.



MINIMUM CIRCUIT AMPACITY	40 AMPS
MAXIMUM OVERCURRENT PROTECTION	40 AMPS

MINIMUM CIRCUIT AMPACITY	30 AMPS
MAXIMUM OVERCURRENT PROTECTION	30 AMPS

RTS	RINSE TEMPERATURE SENSOR
WTS	WASH TEMPERATURE SENSOR
DP	DRAIN PUMP
CB	CIRCUIT BOARD
BFS	BOOSTER FILL SWITCH
DVO	DRAIN VALVE OPEN
DVC	DRAIN VALVE CLOSED
DSS	DOOR SAFETY SWITCH
FRV	FILL/RINSE VALVE
GND	GROUND
POL	POWER ON LIGHT
DEP	DETERGENT PUMP
HC1	BOOSTER CONTACTOR
1HTR	BOOSTER HEATER
CL	CYCLE LIGHT
WP	WASH PUMP
SS	START SWITCH
CPS	CHEMICAL PRIME SWITCH
PS	POWER ON SWITCH
RAP	RINSE AID PUMP
TT	TANK HEAT THERMOSTAT
TS	TANK HEAT SAFETY THERMOSTAT
BT	BOOSTER THERMOSTAT
BS	BOOSTER SAFETY THERMOSTAT
EWS	EXTENDED WASH SWITCH
SP	SANITIZER PUMP
WHTR	WASH TANK HEATER
EWL	EXTENDED WASH LIGHT

Prior to S/N 14326
HIGH TEMP DIGITAL UNDERCOUNTER

DIAGRAM STATE
END OF CYCLE
POWER-OFF
DOOR-OPEN

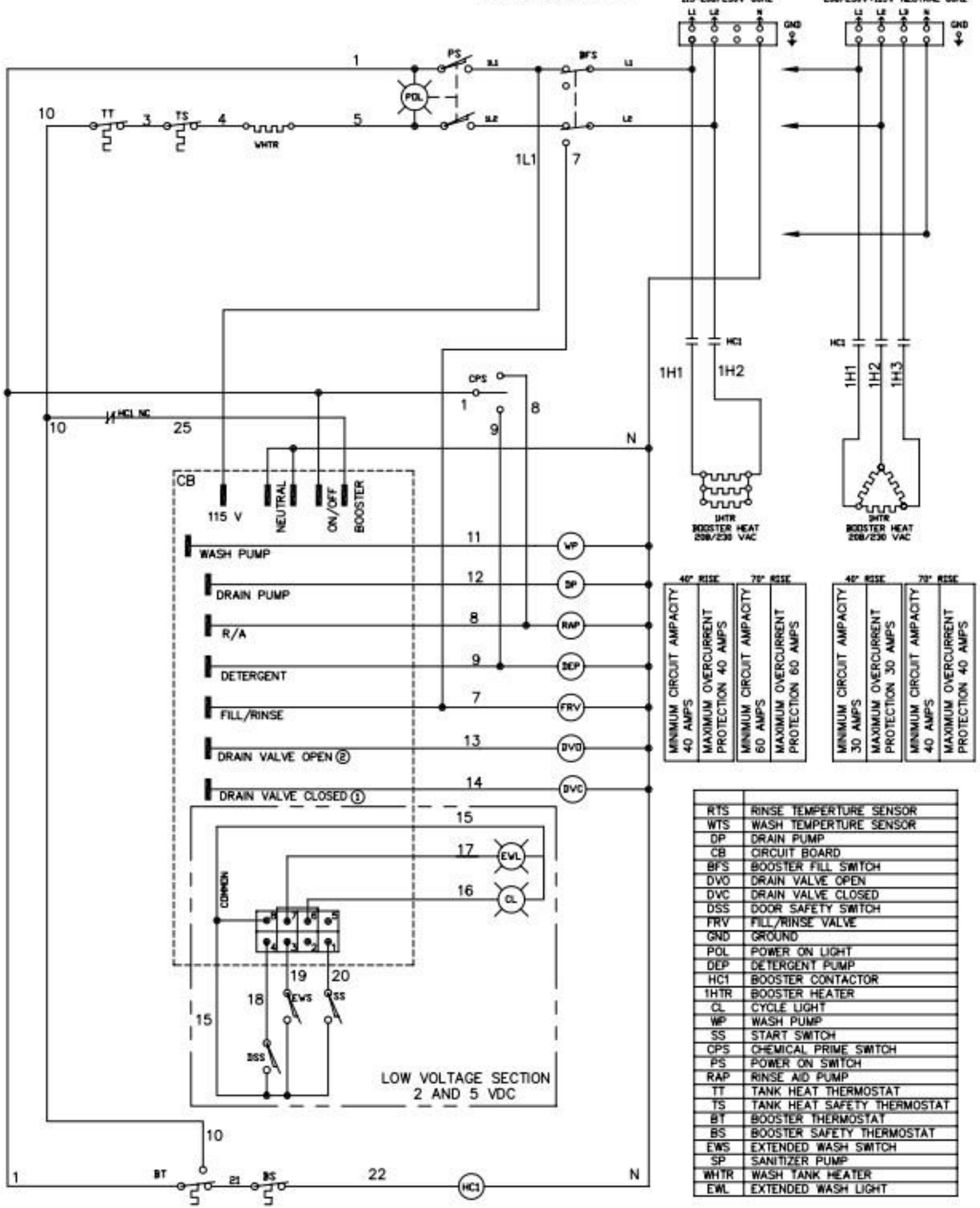
DATE
26-FEB-07

NUMBER/REV
0512092 REV 3

TO CUSTOMERS DISCONNECT SWITCH PER LOCAL ELECTRICAL CODES

SINGLE PHASE
115-208/230V 60HZ

THREE PHASE
208/230V+125V NEUTRAL 60HZ



40° RISE		70° RISE		40° RISE		70° RISE	
MINIMUM CIRCUIT AMPACITY	40 AMPS	MINIMUM CIRCUIT AMPACITY	60 AMPS	MINIMUM CIRCUIT AMPACITY	30 AMPS	MINIMUM CIRCUIT AMPACITY	40 AMPS
MAXIMUM OVERCURRENT PROTECTION	40 AMPS	MAXIMUM OVERCURRENT PROTECTION	60 AMPS	MAXIMUM OVERCURRENT PROTECTION	30 AMPS	MAXIMUM OVERCURRENT PROTECTION	40 AMPS

RTS	RINSE TEMPERATURE SENSOR
WTS	WASH TEMPERATURE SENSOR
DP	DRAIN PUMP
CB	CIRCUIT BOARD
BFS	BOOSTER FILL SWITCH
DVO	DRAIN VALVE OPEN
DVC	DRAIN VALVE CLOSED
DSS	DOOR SAFETY SWITCH
FRV	FILL/RINSE VALVE
GND	GROUND
POL	POWER ON LIGHT
DEP	DETERGENT PUMP
HC1	BOOSTER CONTACTOR
1HTR	BOOSTER HEATER
CL	CYCLE LIGHT
WP	WASH PUMP
SS	START SWITCH
CPS	CHEMICAL PRIME SWITCH
PS	POWER ON SWITCH
RAP	RINSE AID PUMP
TT	TANK HEAT THERMOSTAT
TS	TANK HEAT SAFETY THERMOSTAT
BT	BOOSTER THERMOSTAT
BS	BOOSTER SAFETY THERMOSTAT
EWS	EXTENDED WASH SWITCH
SP	SANITIZER PUMP
WHTR	WASH TANK HEATER
EWL	EXTENDED WASH LIGHT

UH170B, UH170 Beginning with S/N 14236
HIGH TEMP FWR UNDERCOUNTER

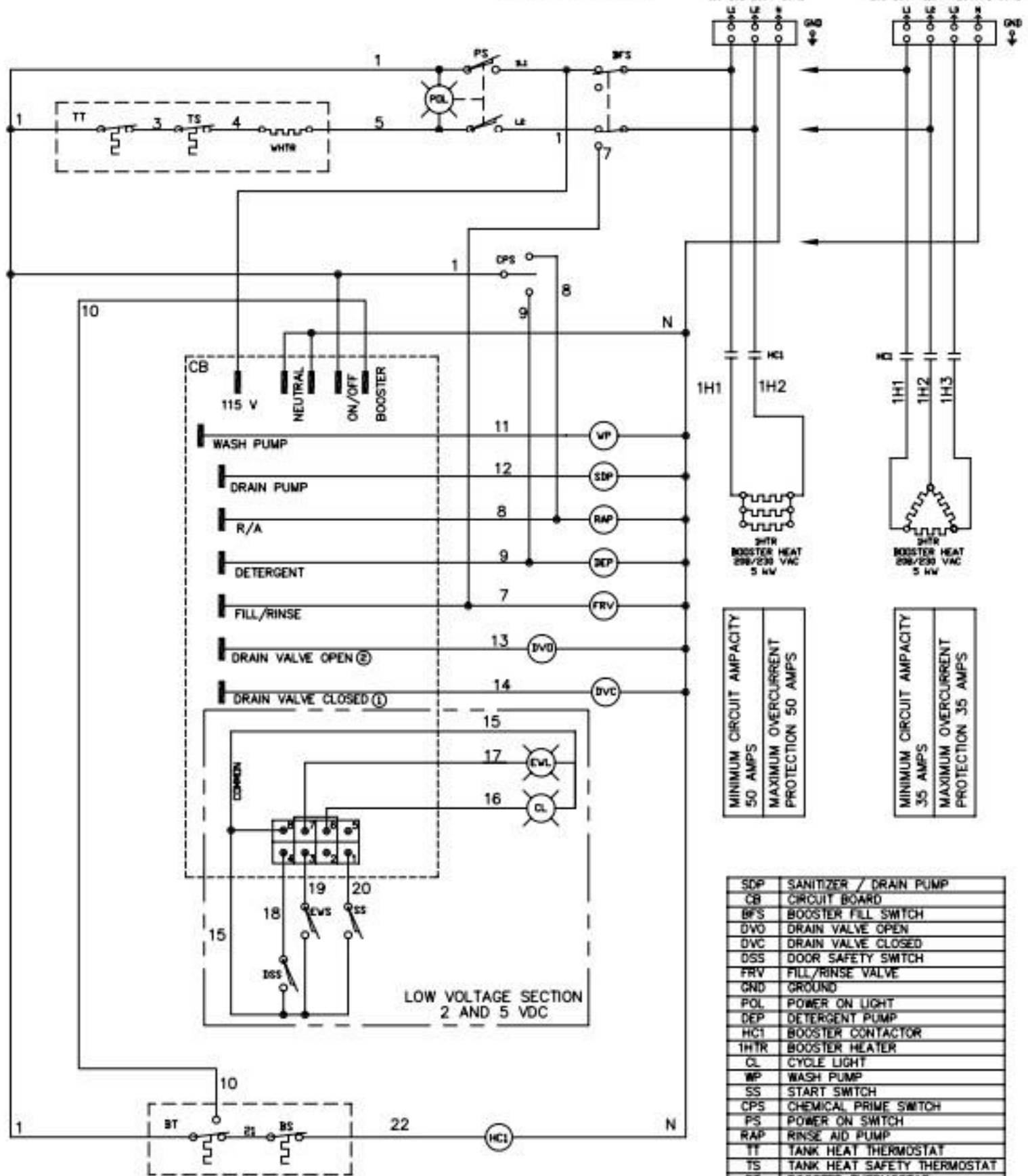
DIAGRAM STATE
END OF CYCLE
POWER-OFF
DOOR-OPEN

DATE	NUMBER/REV
18-OCT-07	0512091 REV 4

TO CUSTOMERS RECONNECT SWITCH PER LOCAL ELECTRICAL CODE

SINGLE PHASE
115-208/230V 60HZ

THREE PHASE
208/230V-115V NEUTRAL 60HZ



MINIMUM CIRCUIT AMPACITY
50 AMPS
MAXIMUM OVERCURRENT
PROTECTION 50 AMPS

MINIMUM CIRCUIT AMPACITY
35 AMPS
MAXIMUM OVERCURRENT
PROTECTION 35 AMPS

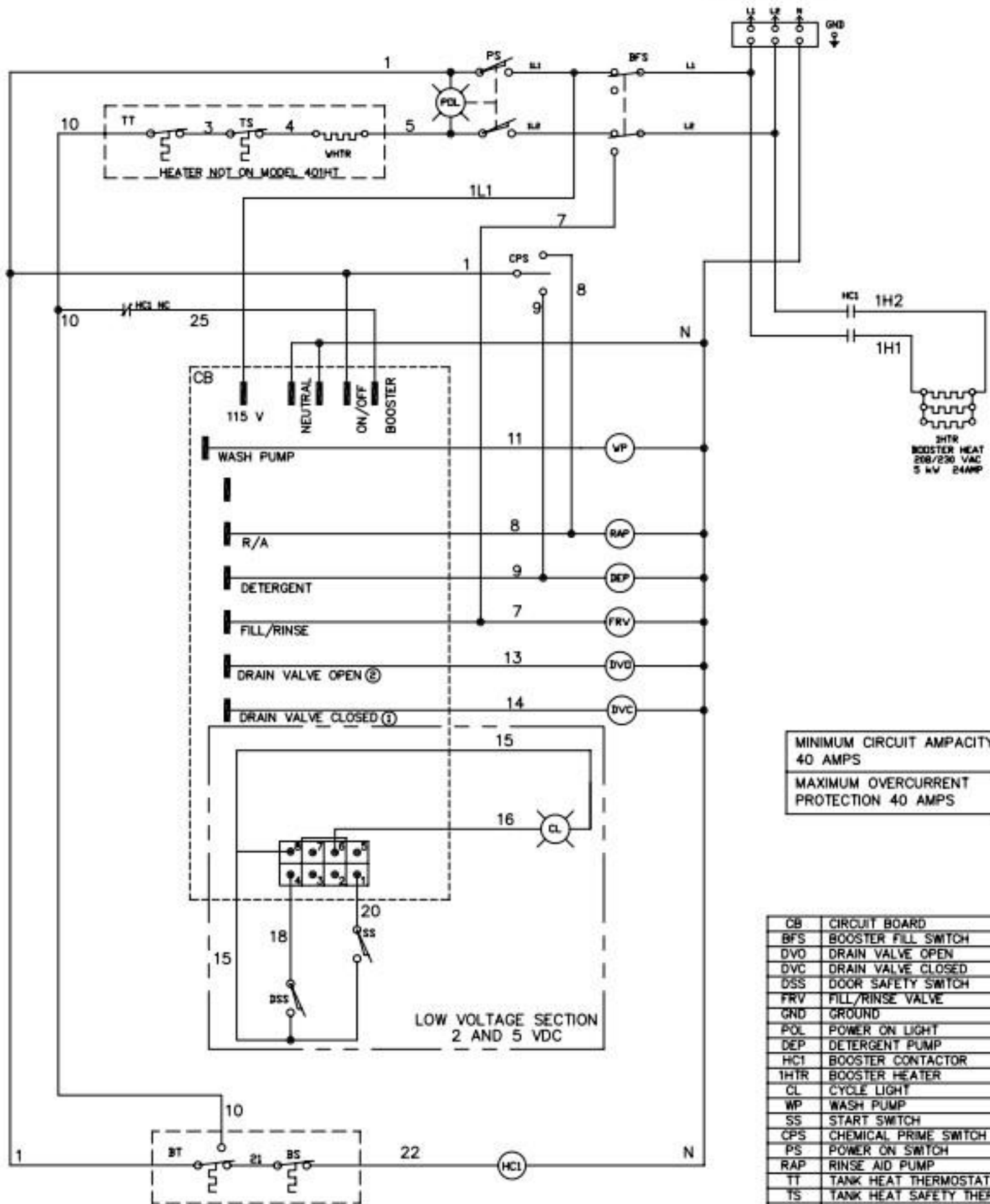
SDP	SANITIZER / DRAIN PUMP
CB	CIRCUIT BOARD
BFS	BOOSTER FILL SWITCH
DVO	DRAIN VALVE OPEN
DVC	DRAIN VALVE CLOSED
DSS	DOOR SAFETY SWITCH
FRV	FILL/RINSE VALVE
GND	GROUND
POL	POWER ON LIGHT
DEP	DETERGENT PUMP
HC1	BOOSTER CONTACTOR
1HTR	BOOSTER HEATER
CL	CYCLE LIGHT
WP	WASH PUMP
SS	START SWITCH
CPS	CHEMICAL PRIME SWITCH
PS	POWER ON SWITCH
RAP	RINSE AID PUMP
TT	TANK HEAT THERMOSTAT
TS	TANK HEAT SAFETY THERMOSTAT
BT	BOOSTER THERMOSTAT
BS	BOOSTER SAFETY THERMOSTAT
EWS	EXTENDED WASH SWITCH
SP	SANITIZER PUMP
WHTR	WASH TANK HEATER
EWL	EXTENDED WASH LIGHT

DIAGRAM STATE
END OF CYCLE
POWER-OFF
DOOR-OPEN

DATE	NUMBER/REV
29-MAY-06	0512091 REV 2

For Machines prior to S/N W14236
HIGH TEMP FWR UNDERCOUNTER

TO CUSTOMERS DISCONNECT SWITCH
PER LOCAL ELECTRICAL CODE
115-208/230V/3PH 60HZ



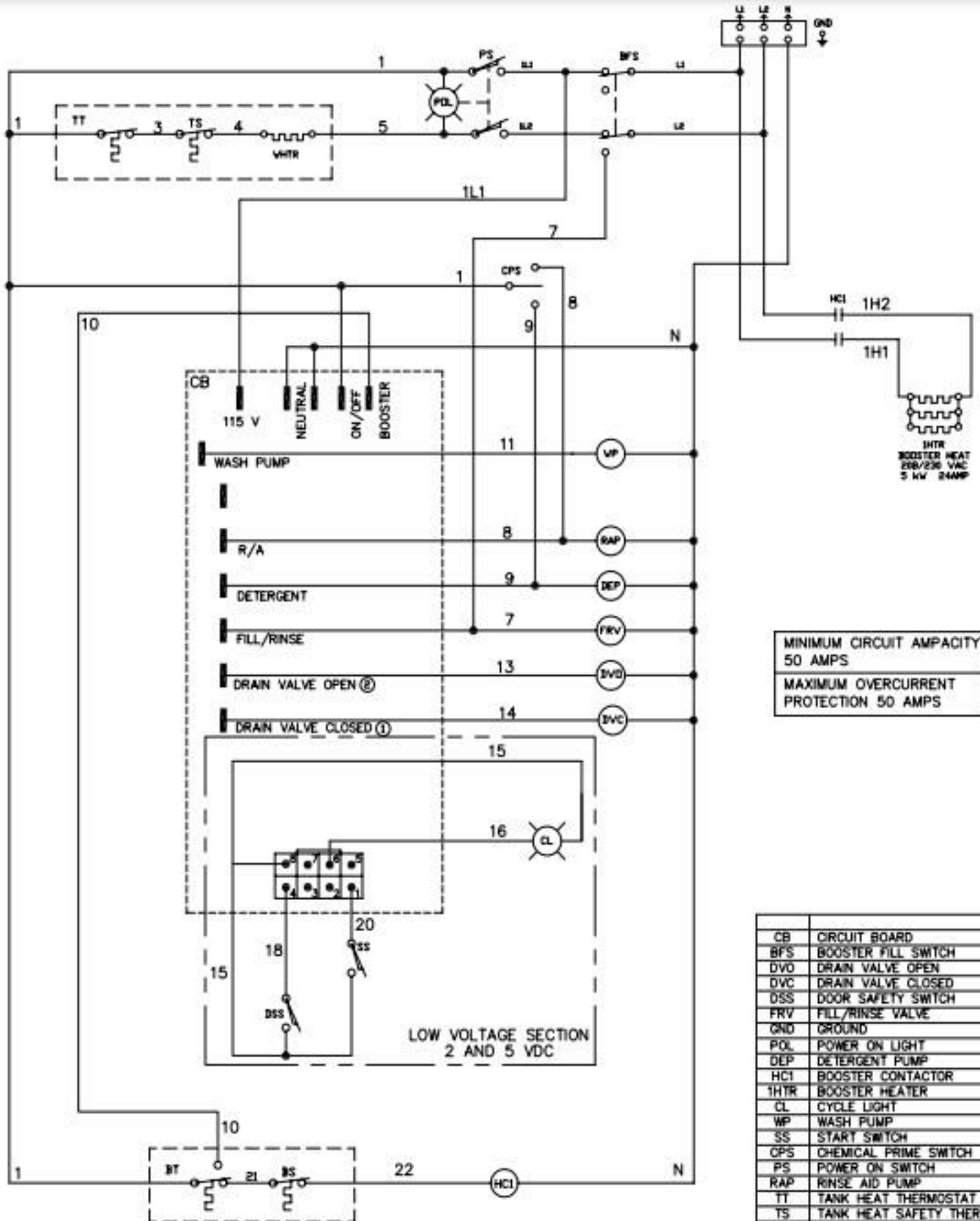
MINIMUM CIRCUIT AMPACITY
40 AMPS
MAXIMUM OVERCURRENT
PROTECTION 40 AMPS

CB	CIRCUIT BOARD
BFS	BOOSTER FILL SWITCH
DVO	DRAIN VALVE OPEN
DVC	DRAIN VALVE CLOSED
DSS	DOOR SAFETY SWITCH
FRV	FILL/RINSE VALVE
GND	GROUND
POL	POWER ON LIGHT
DEP	DETERGENT PUMP
HC1	BOOSTER CONTACTOR
1HTR	BOOSTER HEATER
CL	CYCLE LIGHT
WP	WASH PUMP
SS	START SWITCH
CPS	CHEMICAL PRIME SWITCH
PS	POWER ON SWITCH
RAP	RINSE AID PUMP
TT	TANK HEAT THERMOSTAT
TS	TANK HEAT SAFETY THERMOSTAT
BT	BOOSTER THERMOSTAT
BS	BOOSTER SAFETY THERMOSTAT
EWS	EXTENDED WASH SWITCH
SP	SANITIZER PUMP
WHTR	WASH TANK HEATER
EWL	EXTENDED WASH LIGHT

DIAGRAM STATE
END OF CYCLE
POWER-OFF
DOOR-OPENED

DATE	NUMBER/REV
10-MAY-07	0512090 REV 4

For Machines beginning with S/N W14236 and above
HIGH TEMP F&D UNDERCOUNTER



MINIMUM CIRCUIT AMPACITY
50 AMPS
MAXIMUM OVERCURRENT
PROTECTION 50 AMPS

CB	CIRCUIT BOARD
BFS	BOOSTER FILL SWITCH
DVO	DRAIN VALVE OPEN
DVC	DRAIN VALVE CLOSED
DSS	DOOR SAFETY SWITCH
FRV	FILL/RINSE VALVE
GND	GROUND
POL	POWER ON LIGHT
DEP	DETERGENT PUMP
HC1	BOOSTER CONTACTOR
1HTR	BOOSTER HEATER
CL	CYCLE LIGHT
WP	WASH PUMP
SS	START SWITCH
CPS	CHEMICAL PRIME SWITCH
PS	POWER ON SWITCH
RAP	RINSE AID PUMP
TT	TANK HEAT THERMOSTAT
TS	TANK HEAT SAFETY THERMOSTAT
BT	BOOSTER THERMOSTAT
BS	BOOSTER SAFETY THERMOSTAT
EWS	EXTENDED WASH SWITCH
SP	SANITIZER PUMP
WHTR	WASH TANK HEATER
EWL	EXTENDED WASH LIGHT

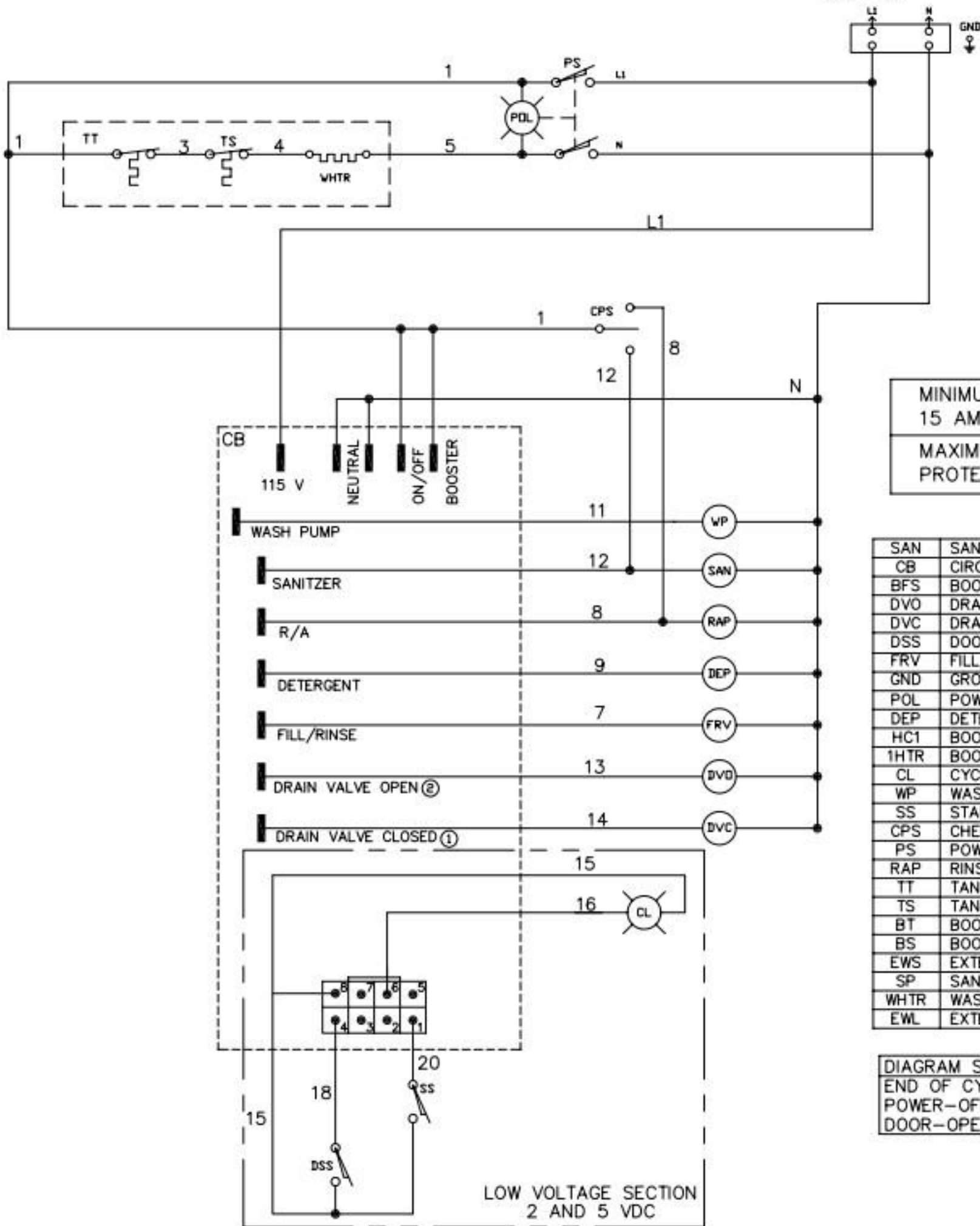
UH100B, UH100 Built Prior to S/N W14236

HIGH TEMP F&D UNDERCOUNTER

DIAGRAM STATE
END OF CYCLE
POWER-OFF
DOOR-OPENED

DATE	NUMBER/REV
8-JUN-06	0512090 REV 2

TO CUSTOMERS DISCONNECT SWITCH
PER LOCAL ELECTRICAL CODE
115/1PH 60HZ



MINIMUM CIRCUIT AMPACITY
15 AMPS

MAXIMUM OVERCURRENT
PROTECTION 15 AMPS

SAN	SANITIZER
CB	CIRCUIT BOARD
BFS	BOOSTER FILL SWITCH
DVO	DRAIN VALVE OPEN
DVC	DRAIN VALVE CLOSED
DSS	DOOR SAFETY SWITCH
FRV	FILL/RINSE VALVE
GND	GROUND
POL	POWER ON LIGHT
DEP	DETERGENT PUMP
HC1	BOOSTER CONTACTOR
1HTR	BOOSTER HEATER
CL	CYCLE LIGHT
WP	WASH PUMP
SS	START SWITCH
CPS	CHEMICAL PRIME SWITCH
PS	POWER ON SWITCH
RAP	RINSE AID PUMP
TT	TANK HEAT THERMOSTAT
TS	TANK HEAT SAFETY THERMOSTAT
BT	BOOSTER THERMOSTAT
BS	BOOSTER SAFETY THERMOSTAT
EWS	EXTENDED WASH SWITCH
SP	SANITIZER PUMP
WHTR	WASH TANK HEATER
EWL	EXTENDED WASH LIGHT

DIAGRAM STATE
END OF CYCLE
POWER-OFF
DOOR-OPENED

LOW VOLTAGE SECTION
2 AND 5 VDC