
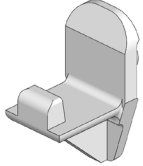



BLUF36-HC

| Part No. | Part Name | Specification | Required Qt'y | Image |
|-----------|---------------------------|--------------------------------------|---------------|---|
| R817D-370 | DOOR ASSY, LF | | 1 |  |
| R817D-410 | DOOR ASSY, RH | | 1 |  |
| R338A-150 | GASKET | RD-PVC(P-1000) 402.5*651.5 | 2 |  |
| R828A-170 | BOTTOM HINGE LF & RT | STS304 T3.0*46*72.9 | 2 |  |
| R828A-180 | TOP HINGE | STS304 T3.0*46*72.9 | 2 |  |
| R828A-190 | AUTO CLOSER LEFT | | 1 |  |
| R828A-200 | AUTO CLOSER RT | | 1 |  |
| R514A-260 | MASCOT | HC-MODEL / ZINE | 1 |  |
| R714A-630 | COMPRESSOR, FFU160UAX | EMBRACO1/2,LMBP,421KCAL/H,5.25BTU/WH | 1 |  |
| R325C-650 | COVER COMP UNIT | WIRE MSWR Ø2.5 | 1 |  |
| R865A-290 | CONDENSER | STEEL WIRE OD 4.76*0.7T(BY) | 1 |  |
| R7423-301 | CONDENSER FAN MOTOR | AC115V 60HZ DAI-8204DYCA-1 CCW | 1 |  |
| R333A-010 | CONDENSER FAN MOTOR BLADE | Φ 175 | 1 |  |
| R315B-340 | CONDENSER MOTOR BRACKET | GI T1.0*383.8*102.79 | 1 |  |
| R840A-530 | EVAPORATOR COIL | OD9.52,ACCUMULATOR,3C | 1 |  |

| | | | | |
|-----------|---------------------------|---------------------------------|----|---|
| R726A-120 | EVAPORATOR FAN MOTOR | FP-108X,16W,0.19A(COMMONWEALTH) | 1 |  |
| R729A-170 | POWER CORD | 125V 15A/UL | 1 |  |
| R845A-670 | SUCTION PIPE | OD 7.94*0.7T, OD3.0*ID1.0 | 1 |  |
| R720A-990 | DEFROST HEATER | 115V, 150W, 88.2Ω | 1 |  |
| R720B-051 | DRAIN PAN HEATER | 115V, 14W, 944.6Ω | 1 |  |
| R213A-061 | DRYER | XH-9.18GR. Φ 3.4. Φ6.35(TABLE) | 1 |  |
| R319C-570 | U TRAP DRAIN PIPE | HDPE(B220A), NATURAL | 1 |  |
| R319C-590 | CHARGE PIPE | OD 6.35*0.7T RED SLEEVE | 1 |  |
| R319C-630 | COMP SUCTION PIPE | OD 7.94*0.7T | 1 |  |
| R319C-690 | DISCHARGE PIPE | OD 6.35*0.7T | 1 |  |
| R319C-710 | DRIER INLET PIPE A | OD 6.35*0.7T | 1 |  |
| R319C-780 | COND OUTLET PIPE | OD 4.76*0.7T | 1 |  |
| R371A-640 | SHELF | OD7*388*484 | 4 |  |
| R371A-620 | SHELF STANDARD (pilaster) | AL6063S L230 | 8 |  |
| R3313-151 | SHELF CLIP | | 16 |  |
| R322A-020 | 4" CASTER | PLATE TYPE, WITHOUT BRAKE | 2 |  |

| | | | | |
|-----------|------------------------------|-------------------------------|---|---|
| R322A-030 | 4" CASTER | PLATE TYPE, WITH BRAKE | 2 |  |
| R325C-420 | EVAPORATOR COVER | STS443CT 2B T0.5*828.4*429.7 | 1 |  |
| R341A-390 | GUIDE DRAIN EVA | AL T1.0*532.1*330.9 | 1 |  |
| R341A-410 | GUIDE DRAIN EVA | POM T1.5 | 1 |  |
| R341A-420 | EVAPORATOR FAN MOTOR BRACKET | STS443CT 2B T0.5*74.3*139.1 | 2 |  |
| R325C-520 | REAR COVER | GI T0.6*909.3*309.3 | 1 |  |
| R1254-031 | EYELET | T8* Φ 18* Φ 30 SILICON | 1 |  |
| R332A-530 | DUCT EVA | STS443CT 2B T0.5*623.6*153.9 | 1 |  |
| R321B-030 | WATER DRAIN PAN | STS443CT 2B T0.5*1534.6*153.9 | 1 |  |
| R317B-870 | SPACE BRACKET | PP BLACK | 2 |  |
| R345A-070 | DRAIN HOSE | OD23*ID19 L=175 SILICON | 1 |  |
| R3744-091 | EVAPORATOR DRAIN ELBOW-UPP | PP WHITE(30209L0200) | 1 |  |
| R3744-101 | EVAPORATOR DRAIN ELBOW-LOW | PP WHITE(30225L0100) | 1 |  |
| R315A-631 | TABLE FRONT BRACKET | STS430 #4 T1.5*34.7*30 | 3 |  |
| R315A-641 | TABLE TOP BRACKET | STS430 #4 T1.5*34.7*30 | 3 |  |
| R734A-030 | POWER SWITCH | A1 | 1 |  |

| | | | | |
|-----------|-------------------------------|-------------------------------|---|---|
| R315B-350 | SWITCH BRACKET | GI T0.8*80.9*40 | 1 |  |
| R325C-561 | DISPLAY PCB COVER | | 1 |  |
| R725C-722 | DISPLAY PCB | | 1 |  |
| R511A-661 | INLAY CONTROL | 134*40 | 1 |  |
| R325C-690 | PCB COVER | GI T0.6*153.6*183.1 | 1 |  |
| R725C-863 | MAIN PCB (UCF) | TABLE 115V Fre °F BLUF | 1 |  |
| R719E-120 | SENSOR HARNESS | 24AWG | 1 | |
| R719E-090 | DISPLAY MAIN HARNESS | 24AWG | 1 | |
| R719E-070 | MAIN HARNESS | 18AWG | 1 | |
| R838A-970 | TEMPERATURE FUSE HARNESS ASSY | °C 250V 15A 110G | 1 |  |
| R325B-920 | COVER HEATER HARNESS | ABS T1.5 | 1 | |
| R719E-100 | DISPLAY TOP HARNESS | 24AWG | 1 | |
| R7213-412 | TEMPERATURE SENSOR | °C AT25 .10.75kΩ±1%.-25~25 | 1 |  |
| R7213-422 | DEFROST SENSOR | °C AT25 .10.75kΩ±1%.-25~25 | 1 |  |