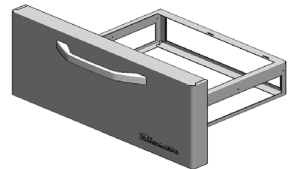
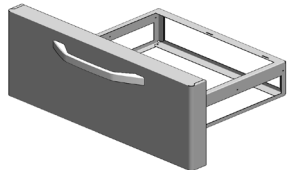
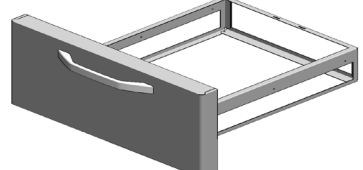



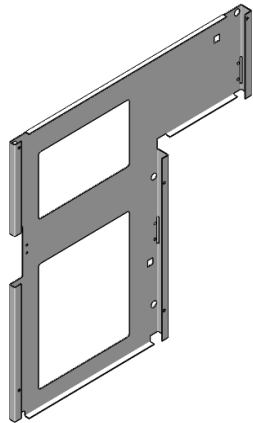



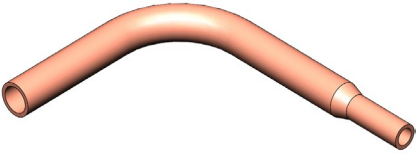
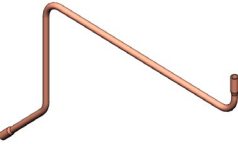



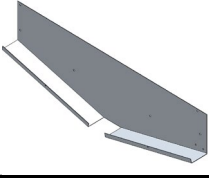
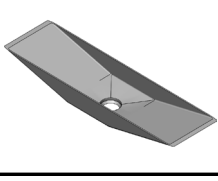



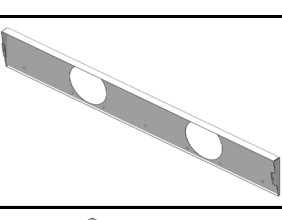
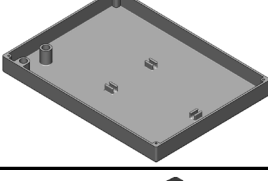
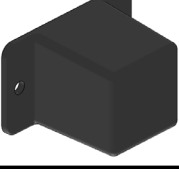


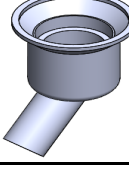



BLPT60-D4-HC

| Part No. | Part Name | Specification | Required Qt'y | Image |
|-----------|----------------------------|------------------------------|---------------|---|
| R876A-860 | DRAWER ASSY, LOWER | | 1 |  |
| R876A-850 | DRAWER ASSY, LOWER | | 1 |  |
| R876A-890 | DRAWER ASSY, UPPER | | 2 |  |
| R341A-311 | PAN DIVIDER | STS443CT 2B T0.8*40.4*335.4 | 4 |  |
| R341A-430 | PAN DIVIDER, UPPER | STS443CT 2B T0.8*40.4*535.9 | 4 | |
| R365A-941 | REINFORCE DRAWER REAR LF | STS443CT 2B, T1.0*86.6*320.4 | 4 |  |
| R365A-951 | REINFORCE DRAWER REAR RH | STS443CT 2B, T1.0*69.3*320.4 | 4 |  |
| R365B-210 | REINFORCE RAIL SIDE LF | STS443CT 2B T1.0*557.3*583.1 | 1 |  |
| R365B-220 | REINFORCE RAIL SIDE RH | STS443CT 2B T1.0*557.3*583.1 | 1 | |
| R365B-230 | REINFORCE RAIL M ID LF | STS443CT 2B T1.0*631*556.3 | 1 | |
| R365B-240 | REINFORCE RAIL M ID RH | STS443CT 2B T1.0*631*556.3 | 1 | |
| R816B-420 | DRAWER CROSS BAR ASSY | | 2 |  |
| R876A-640 | DRAWER RAIL ASSY, LOWER LF | FR 790.SCC.SC, LF 350MM | 2 |  |
| R876A-650 | DRAWER RAIL ASSY, LOWER RH | FR 790.SCC.SC, RH 350MM | 2 | |
| R876A-690 | DRAWER RAIL ASSY, UPPER LF | FR 790.SCC.SC, LF 500MM | 2 |  |
| R876A-700 | DRAWER RAIL ASSY, UPPER RH | FR 790.SCC.SC, RH 500MM | 2 | |

| | | | | |
|-----------|---------------------------|--|---|---|
| R514A-260 | MASCOT | HC-MODEL / ZINE | 1 |  |
| R714A-620 | COMPRESSOR, EM 2X3125U | EM BRACO 1/4, LM BP, 314KCAL/H, 5.80BTU/WH | 1 |  |
| R325C-670 | COVER COMP UNIT | WIRE MSWR Ø2.5 | 1 |  |
| R865A-310 | CONDENSER | CU OD6.35*0.7 | 1 |  |
| R7423-301 | CONDENSER FAN MOTOR | AC115V 60HZ DAI-8204DYCA-1 CCW | 1 |  |
| R333A-010 | CONDENSER FAN MOTOR BLADE | Φ 175 | 1 |  |
| R315B-340 | CONDENSER MOTOR BRACKET | GI T1.0*383.8*102.79 | 1 |  |
| R840A-540 | EVAPORATOR COIL | OD9.52ACCUMULATOR, 2C | 1 |  |
| R726A-121 | EVAPORATOR FAN MOTOR | FP-108X, 16W, 0.19A (COMMONWEALTH) | 2 |  |
| R729A-170 | POWER CORD | 125V 15A/UL | 1 |  |
| R845A-640 | SUCTION PIPE | OD 7.94*0.7T, OD3.0*ID1.2 | 1 |  |
| R720B-020 | VAPORIZER HEATER | 115V, 50W, 264.5Ω | 1 |  |
| R213A-061 | DRYER | XH-9.18GR. Φ 3.4. Φ 6.35 (TABLE) | 1 |  |
| R319C-570 | U TRAP DRAIN PIPE | HDPE(B220A), NATURAL | 1 |  |
| R319C-580 | CHARGE PIPE | OD 6.35*0.7T RED SLEEVE(측관) | 1 |  |
| R319C-610 | COMP SUCTION PIPE | OD 7.94*0.7T | 1 |  |
| R319C-680 | DISCHARGE PIPE | OD 4.76*0.7T | 1 |  |

| | | | | |
|-----------|------------------------------|-------------------------------|---|---|
| R319C-710 | DRIER INLET PIPE A | OD 6.35*0.7T | 1 |  |
| R319C-670 | COND OUTLET PIPE | OD 4.76*0.7T | 1 |  |
| R322A-020 | 4" CASTER | PLATE TYPE, WITHOUT BRAKE | 2 |  |
| R322A-030 | 4" CASTER | PLATE TYPE, WITH BRAKE | 2 |  |
| R325C-440 | EVAPORATOR COVER | STS443CT 2B T0.5*1438.4*429.7 | 1 |  |
| R341A-400 | GUIDE DRAIN EVA | AL T1.0*908.1*330.9 | 1 |  |
| R341A-410 | GUIDE DRAIN EVA | POM T1.5 | 1 |  |
| R341A-420 | EVAPORATOR FAN MOTOR BRACKET | STS443CT 2B T0.5*74.3*139.1 | 3 |  |
| R325C-540 | REAR COVER | GI T0.6*1519.3*309.3 | 1 |  |
| R1254-031 | EYELET | T8*Φ 18*Φ 30 SILICON | 1 |  |
| R332A-500 | DUCT EVA | STS443CT 2B T0.5*1236.6*153.9 | 1 |  |
| R321B-030 | WATER DRAIN PAN | STS443CT 2B T0.5*1534.6*153.9 | 1 |  |
| R317B-870 | SPACE BRACKET | PP BLACK | 2 |  |
| R345A-070 | DRAIN HOSE | OD23*ID19 L= 175 SILICON | 1 |  |
| R3744-091 | EVAPORATOR DRAIN ELBOW -UPP | PP WHITE(30209L0200) | 1 |  |
| R3744-101 | EVAPORATOR DRAIN ELBOW-LOW | PP WHITE(30225L0100) | 1 |  |
| R315A-631 | TABLE FRONT BRACKET | STS430 #4 T1.5*34.7*30 | 3 |  |

| | | | | |
|-----------|--------------------------|--------------------------------|---|---|
| R315A-641 | TABLE TOP BRACKET | STS430 #4 T1.5*34.7*30 | 3 |  |
| R325C-561 | DISPLAY PCB COVER | | 1 |  |
| R725C-722 | DISPLAY PCB | | 1 |  |
| R511A-651 | INLAY CONTROL | 134*40 | 1 |  |
| R325C-690 | PCB COVER | GI T0.6*153.6*183.1 | 1 |  |
| R725C-923 | MAIN PCB (UCS) | TABLE 115V | 1 |  |
| R382A-060 | CUTTING BOARD | T12*240*1530 | 1 |  |
| R315A-880 | CUTTING BOARD BRACKET LF | STS443CT 2B T1.0*67.4*129.9 | 1 |  |
| R315A-890 | CUTTING BOARD BRACKET RT | STS443CT 2B T1.0*67.4*129.9 | 1 |  |
| R858D-970 | TOP COVER BACK | | 1 |  |
| R858E-250 | TOP COVER FRONT | | 1 |  |
| R858G-700 | GUIDE PAN AS | | 1 |  |
| R341A-280 | GUIDE PAN SIDE | STS443CT 2B, T1.0*65.9*350.8 | 2 |  |
| R341A-240 | GUIDE PAN | STS443CT 2B, T1.0*73.9*1430.8 | 2 |  |
| R341A-311 | PAN DIVIDER | STS443CT 2B T0.8*40.4*335.4 | 7 |  |
| R358A-210 | PARTITION | STS443CT 2B T0.5*1712.4*515.15 | 1 |  |
| R370A-120 | SHAFT BOLT | STS304 Ø14*14.5 | 2 |  |

| | | | | |
|---------------------------|----------------------|-------------------------------|---|---|
| R396A-040 | NUT CAP- M5 | SUS M5 | 2 |  |
| R397A-030 | WASHER-18 | STS304 T4.0*Ø18 | 2 |  |
| R397A-040 | WASHER PLATE-M5 | STS304 T1.0*Φ5.2*Φ15 | 4 |  |
| R397A-050 | WASHER PLATE | T1.0 Φ6*Φ21 SWCH-ZN | 2 |  |
| R719E-120 | SENSOR HARNESS | 24AWG | 1 | |
| R719E-090 | DISPLAY MAIN HARNESS | 24AWG | 1 | |
| R719E-040 | MAIN HARNESS | 18AWG | 1 | |
| R325B-920 | COVER HEATER HARNESS | ABS T1.5 | 1 | |
| R719E-100 | DISPLAY TOP HARNESS | 24AWG | 1 | |
| R719E-130 | EARTH HARNESS | 18 AWG | 1 | |
| R7213-412 | TEMPERATURE SENSOR | °C AT25 .10.75kΩ±1%.-25~25 | 1 |  |
| R7213-422 | DEFROST SENSOR | °C AT25 .10.75kΩ±1%.-25~25 | 1 |  |