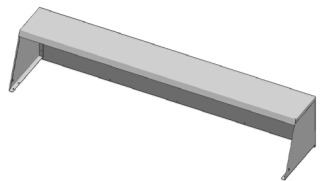
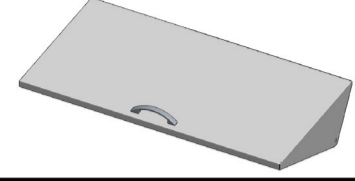
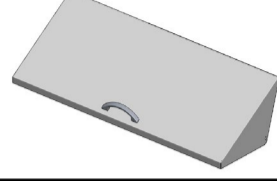
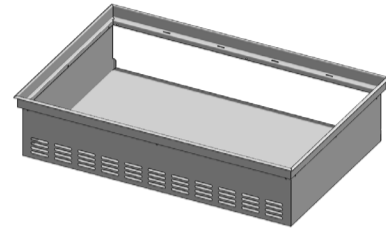
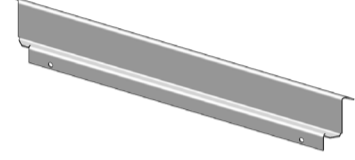



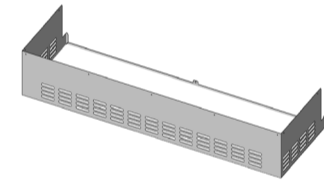
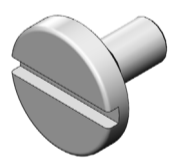
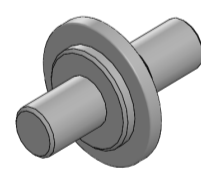


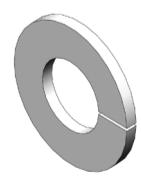
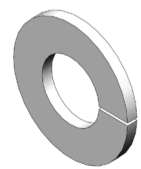


## BLMT72-D4RM-HC

| Part No.  | Part Name                 | Specification                           | Required Qt'y | Image   |
|-----------|---------------------------|---|---------------|---|
| R817D-380 | DOOR ASSY, LF             |   | 1             |    |
| R338A-160 | GASKET                    | RD-PVC(P-1000) 553.5*651.5              | 1             |    |
| R828A-170 | BOTTOM HINGE LF & RT      | STS304 T3.0*46*72.9                     | 1             |    |
| R828A-180 | TOP HINGE                 | STS304 T3.0*46*72.9                     | 1             |    |
| R828A-190 | AUTO CLOSER LEFT          |   | 1             |    |
| R514A-260 | MASCOT                    | HC-MODEL / ZINE                         | 1             |   |
| R714A-620 | COMPRESSOR, EM 2X3125U    | EM BRACO 1/4,LM BP,314KCAL/H,5.80BTU/WH | 1             |  |
| R325C-680 | COVER COMP UNIT           | WIRE M SWR Ø2.5                         | 1             |  |
| R865A-310 | CONDENSER                 | CU OD6.35*0.7                           | 1             |  |
| R7423-301 | CONDENSER FAN MOTOR       | AC115V 60HZ DAI-8204DYCA-1 CCW          | 1             |  |
| R333A-010 | CONDENSER FAN MOTOR BLADE | Φ 175                                   | 1             |  |
| R315B-340 | CONDENSER MOTOR BRACKET   | GI T1.0*383.8*102.79                    | 1             |  |
| R840A-620 | EVAPORATOR COIL           | OD9.52,ACCUMULATOR,3C,L=970             | 1             |  |
| R726A-121 | EVAPORATOR FAN MOTOR      | FP-108X,16W,0.19A(COMMONWEALTH)         | 2             |  |
| R729A-170 | POWER CORD                | 125V 15A/UL                             | 1             |  |
| R845A-650 | SUCTION PIPE              | OD 7.94*0.7T, OD3.0*ID1.2               | 1             |  |
| R720B-020 | VAPORIZER HEATER          | 115V, 50W, 264.5Ω                       | 1             |  |

|           |                              |   |   |   |
|-----------|------------------------------|---|---|---|
| R213A-061 | DRYER                        | XH-9.18GR. $\Phi$ 3.4. $\Phi$ 6.35(TABLE) | 1 |    |
| R319C-570 | U TRAP DRAIN PIPE            | HDPE(B220A), NATURAL                      | 1 |    |
| R319C-580 | CHARGE PIPE                  | OD 6.35*0.7T RED SLEEVE                   | 1 |    |
| R319C-620 | COMP SUCTION PIPE            | OD 7.94*0.7T                              | 1 |    |
| R319C-680 | DISCHARGE PIPE               | OD 4.76*0.7T                              | 1 |    |
| R319C-760 | DRIER INLET PIPE A           | OD 6.35*0.7T                              | 1 |   |
| R319C-670 | COND OUTLET PIPE             | OD 4.76*0.7T                              | 1 |  |
| R371A-630 | SHELF                        | OD7*565*484                               | 1 |  |
| R371A-620 | SHELF STANDARD (pilaster)    | AL6063S L230                              | 4 |  |
| R3313-151 | SHELF CLIP                   |   | 4 |  |
| R322A-020 | 4" CASTER                    | PLATE TYPE, WITHOUT BRAKE                 | 2 |  |
| R322A-030 | 4" CASTER                    | PLATE TYPE, WITH BRAKE                    | 2 |  |
| R325C-700 | EVAPORATOR COVER             | STS443CT 2B T0.5*1744.4*429.7             | 1 |  |
| R341A-490 | GUIDE DRAIN EVA              | AL T1.0*1125.9*324.6                      | 1 |  |
| R341A-410 | GUIDE DRAIN EVA              | POM T1.5                                  | 1 |  |
| R341A-420 | EVAPORATOR FAN MOTOR BRACKET | STS443CT 2B T0.5*74.3*139.1               | 4 |  |
| R325C-550 | REAR COVER                   | GI T0.6*1825.3*308.9                      | 1 |  |

|           |                            |                               |   |   |
|-----------|----------------------------|-------------------------------|---|---|
| R1254-031 | EYELET                     | T8*Φ 18*Φ 30 SILICON          | 1 |    |
| R332A-510 | DUCT EVA                   | STS443CT 2B T0.5*1534.6*153.9 | 1 |    |
| R321B-030 | WATER DRAIN PAN            | STS443CT 2B T0.5*1534.6*153.9 | 1 |    |
| R317B-870 | SPACE BRACKET              | PP BLACK                      | 2 |    |
| R345A-070 | DRAIN HOSE                 | OD23*ID19 L= 175 SILICON      | 1 |    |
| R3744-091 | EVAPORATOR DRAIN ELBOW-UPP | PP WHITE(30209L0200)          | 1 |   |
| R3744-101 | EVAPORATOR DRAIN ELBOW-LOW | PP WHITE(30225L0100)          | 1 |  |
| R315A-631 | TABLE FRONT BRACKET        | STS430 #4 T1.5*34.7*30        | 3 |  |
| R315A-641 | TABLE TOP BRACKET          | STS430 #4 T1.5*34.7*30        | 3 |  |
| R325C-561 | DISPLAY PCB COVER          |                               | 1 |  |
| R725C-722 | DISPLAY PCB                |                               | 1 |  |
| R511A-651 | INLAY CONTROL              | 134*40                        | 1 |  |
| R325C-690 | PCB COVER                  | GI T0.6*153.6*183.1           | 1 |  |
| R725C-933 | MAIN PCB (UC7)             | TABLE 115V                    | 1 |  |
| R382A-070 | CUTTING BOARD              | T12*240*1835                  | 1 |  |
| R315A-880 | CUTTING BOARD BRACKET LF   | STS443CT 2B T1.0*67.4*129.9   | 1 |  |
| R315A-890 | CUTTING BOARD BRACKET RT   | STS443CT 2B T1.0*67.4*129.9   | 1 |  |

|           |                 |                               |   |   |
|-----------|-----------------|-------------------------------|---|---|
| R858D-940 | TOP COVER BACK  |                               | 1 |    |
| R858E-220 | TOP COVER FRONT |                               | 1 |    |
| R858D-780 | TOP COVER FRONT |                               | 1 |    |
| R858G-800 | GUIDE PAN AS    |                               | 1 |    |
| R858G-810 | GUIDE PAN AS    |                               | 1 |   |
| R341A-080 | GUIDE PAN SIDE  | STS443CT 2B T1.0*65.9*554.8   | 4 |   |
| R341A-200 | GUIDE PAN       | STS443CT 2B, T1.0*73.9*994.8  | 2 |  |
| R341A-130 | GUIDE PAN       | STS443CT 2B, T1.0*73.9*670.8  | 2 |  |
| R341A-121 | PAN DIVIDER     | STS443CT 2B T0.8*40.4*539.4   | 8 |  |
| R358A-230 | PARTITION       | STS443CT 2B T0.5*1277.3*676.1 | 1 |  |
| R358A-240 | PARTITION       | STS443CT 2B T0.5*952.3*676.1  | 1 |  |
| R370A-120 | SHAFT BOLT      | STS304 Ø14*14.5               | 2 |  |
| R370A-130 | SHAFT BOLT-MID  | STS304 Ø14*17.4               | 1 |  |
| R396A-040 | NUT CAP- M5     | SUS M5                        | 3 |  |
| R397A-030 | WASHER-18       | STS304 T4.0*Ø18               | 4 |  |
| R397A-040 | WASHER PLATE-M5 | STS304 T1.0*Ø5.2*Ø15          | 7 |  |
| R397A-050 | WASHER PLATE    | T1.0 Ø6*Ø21 SWCH-ZN           | 3 |  |

|                           |                          |                               |   |   |
|---------------------------|--------------------------|-------------------------------|---|---|
| R719E-120                 | SENSOR HARNESS           | 24AWG                         | 1 |   |
| R719E-090                 | DISPLAY MAIN HARNESS     | 24AWG                         | 1 |   |
| R719E-050                 | MAIN HARNESS             | 18AWG                         | 1 |   |
| R325B-920                 | COVER HEATER HARNESS     | ABS T1.5                      | 1 |   |
| R719E-100                 | DISPLAY TOP HARNESS      | 24AWG                         | 1 |   |
| R719E-130                 | EARTH HARNESS            | 18 AWG                        | 1 |   |
| <a href="#">R7213-412</a> | TEMPERATURE SENSOR       | °C<br>AT25 .10.75kΩ±1%.-25~25 | 1 |  |
| <a href="#">R7213-422</a> | DEFROST SENSOR           | °C<br>AT25 .10.75kΩ±1%.-25~25 | 1 |  |
| R819A-160                 | ASSY DRAIN WICKING       | R-290 72 MODEL                | 1 |   |
| R876A-840                 | DRAWER ASSY, LOWER       |                               | 1 |  |
| R876A-830                 | DRAWER ASSY, LOWER       |                               | 1 |  |
| R876A-880                 | DRAWER ASSY, UPPER       |                               | 2 |  |
| R341A-311                 | PAN DIVIDER              | STS443CT 2B T0.8*40.4*335.4   | 4 |  |
| R341A-430                 | PAN DIVIDER, UPPER       | STS443CT 2B T0.8*40.4*535.9   | 4 |   |
| R365A-941                 | REINFORCE DRAWER REAR LF | STS443CT 2B, T1.0*86.6*320.4  | 4 |  |
| R365A-951                 | REINFORCE DRAWER REAR RH | STS443CT 2B, T1.0*69.3*320.4  | 4 |  |
| R365B-210                 | REINFORCE RAIL SIDE LF   | STS443CT 2B T1.0*557.3*583.1  | 1 |  |

|                           |                            |                              |   |   |
|---------------------------|----------------------------|------------------------------|---|---|
| R365B-220                 | REINFORCE RAIL SIDE RH     | STS443CT 2B T1.0*557.3*583.1 | 1 |    |
| R365B-230                 | REINFORCE RAIL MID LF      | STS443CT 2B T1.0*631*556.3   | 1 |   |
| R365B-240                 | REINFORCE RAIL MID RH      | STS443CT 2B T1.0*631*556.3   | 1 |   |
| R816B-410                 | DRAWER CROSS BAR ASSY      |                              | 2 |    |
| R876A-640                 | DRAWER RAIL ASSY, LOWER LF | FR 790.SCC.SC, LF 350MM      | 2 |    |
| R876A-650                 | DRAWER RAIL ASSY, LOWER RH | FR 790.SCC.SC, RH 350MM      | 2 |   |
| <a href="#">R876A-690</a> | DRAWER RAIL ASSY, UPPER LF | FR 790.SCC.SC, LF 500MM      | 2 |  |
| <a href="#">R876A-700</a> | DRAWER RAIL ASSY, UPPER RH | FR 790.SCC.SC, RH 500MM      | 2 |   |