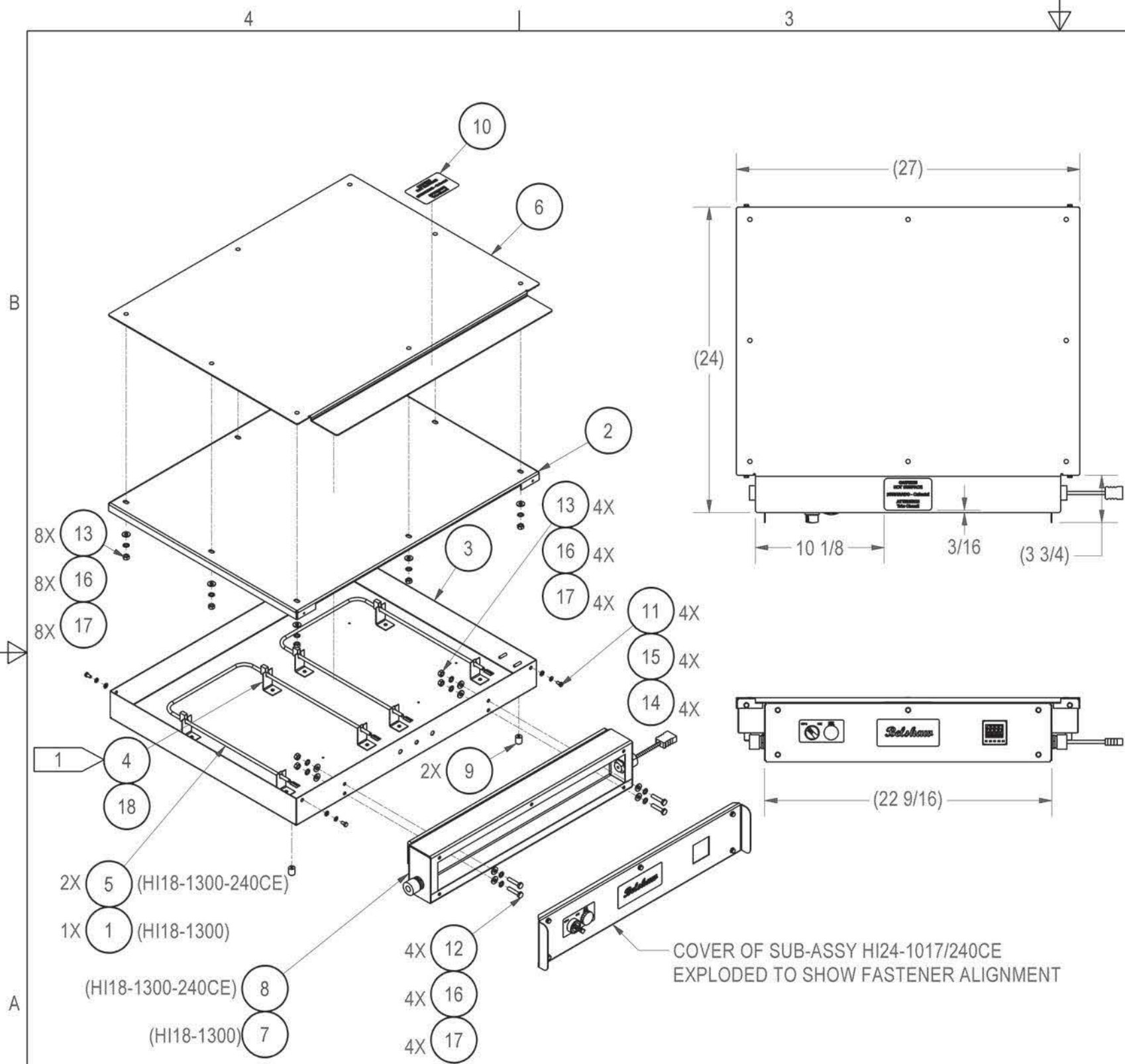


Parts List Drawing Insert Page

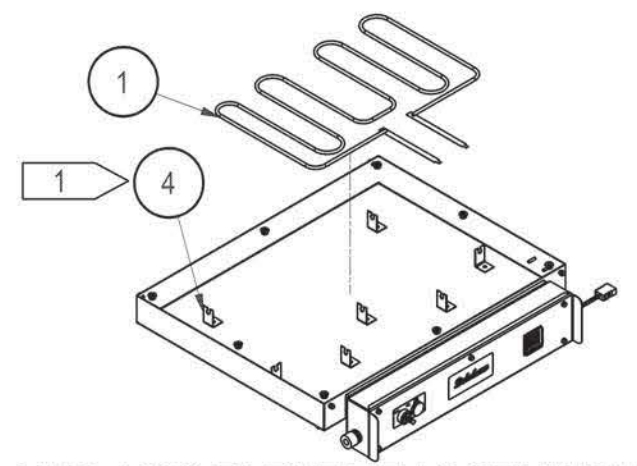
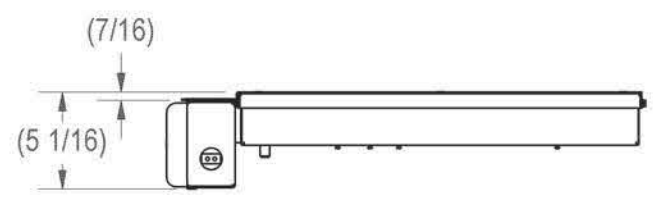
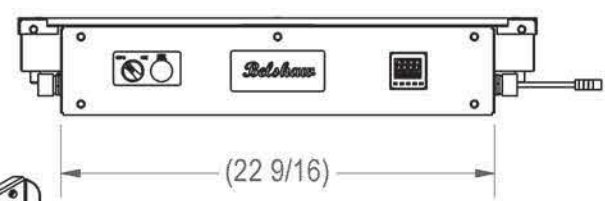
Title: High Production Icers
Model: HI-18F
Item Number: 20024 HI-18F-120,50/60,1-D
Final Assembly Drawing: HI18-1300TAB Mechanical Assembly Drawing
Sub-Assemblies: [HI18-1002](#) Assy, Donut Retainer Frame
Wiring Diagram: HI18-1706 Electrical Assembly Drawing

Á
Á
Á
Á
Á
Á



EXPLODED VIEW

BILL OF MATERIAL				
ITEM	HI18-1300 QTY	HI18-1300-240CE QTY	PART NUMBER	DESCRIPTION
1	1	--	HI18-0036	HEATER ELEMENT
2	1	1	HI18-0038	COVER, ELEMENT HOUSING
3	1	1	HI18-0039	ELEMENT HOUSING
4	7	8	HI18-0053	ELEMENT RETAINER BRACKET
5	--	2	HI18-0072	HEATER ELEMENT 250V/1500W
6	1	1	HI18-0089	PLATE; HEAT TRANSFER
7	1	--	HI24-1017	SWITCH BOX ASSY 120/60/1
8	--	1	HI24-1017-240CE	SWITCH BOX ASSY 240/60/1 CE
9	2	2	HI24-6000	SAFETY PIN
10	1	1	MK-0186	LABEL; CAUTION - HOT
11	4	4	903-0519SS	SST, #10-24 X 0.375 HEX HEAD MACHINE SCREW
12	4	4	903-1007	SST, 1/4-20 X 1.25 HEX HEAD MACHINE SCREW
13	12	12	903-5200	1/4-20UNC SS HEX NUT
14	4	4	903-7513	#10 SS FLAT WASHER
15	4	4	903-7514	WASHER, INTERNAL TOOTH LOCK, #10 SST
16	16	16	903-7529	WASHER, INTERNAL TOOTH LOCK, 1/4 SST
17	16	16	903-7531SS	SST, 1/4 FLAT WASHER, REGULAR
18	7	8	905-0720	RIVET; 1/8 X 5/16 SS

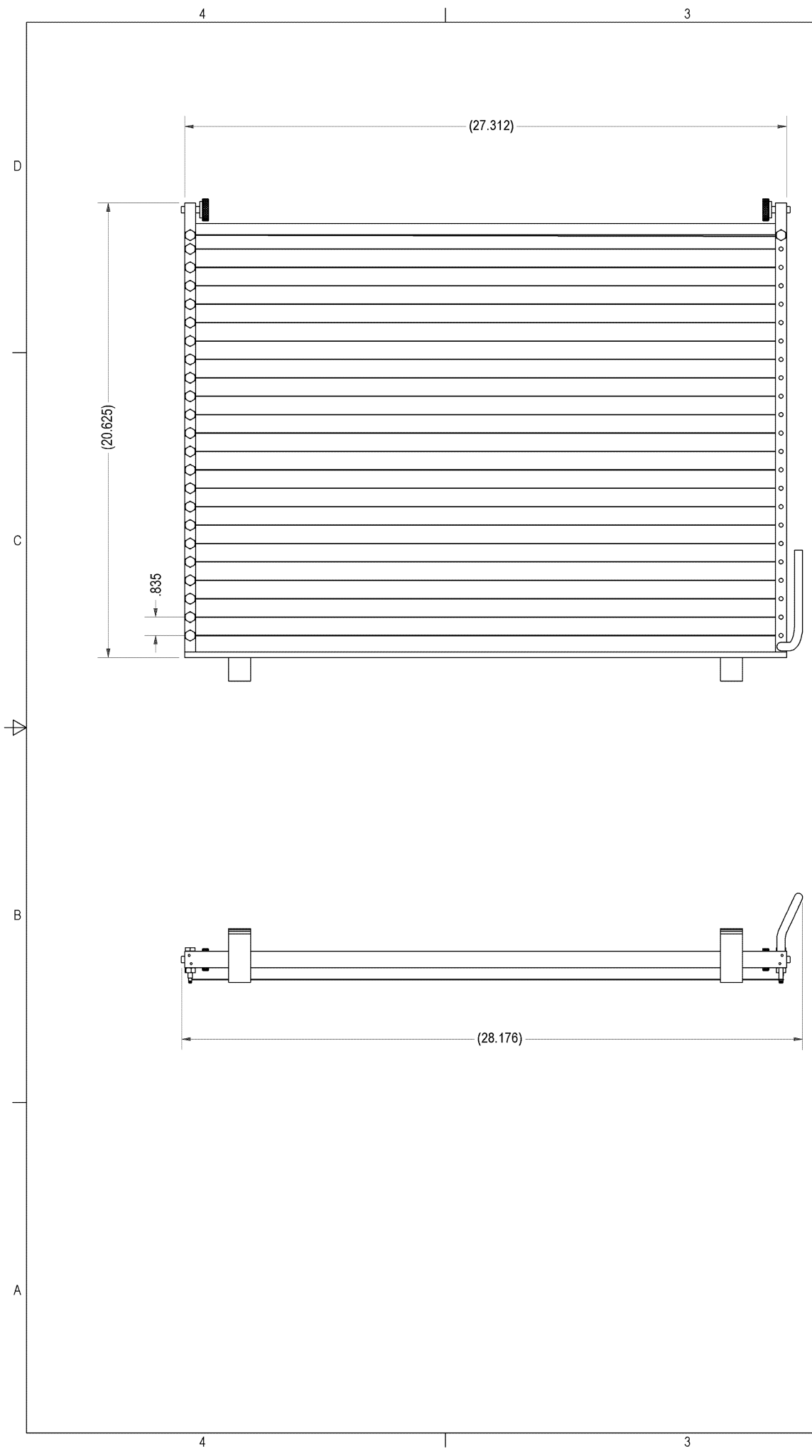


HI18-1300 ELEMENT ASSEMBLY VIEW

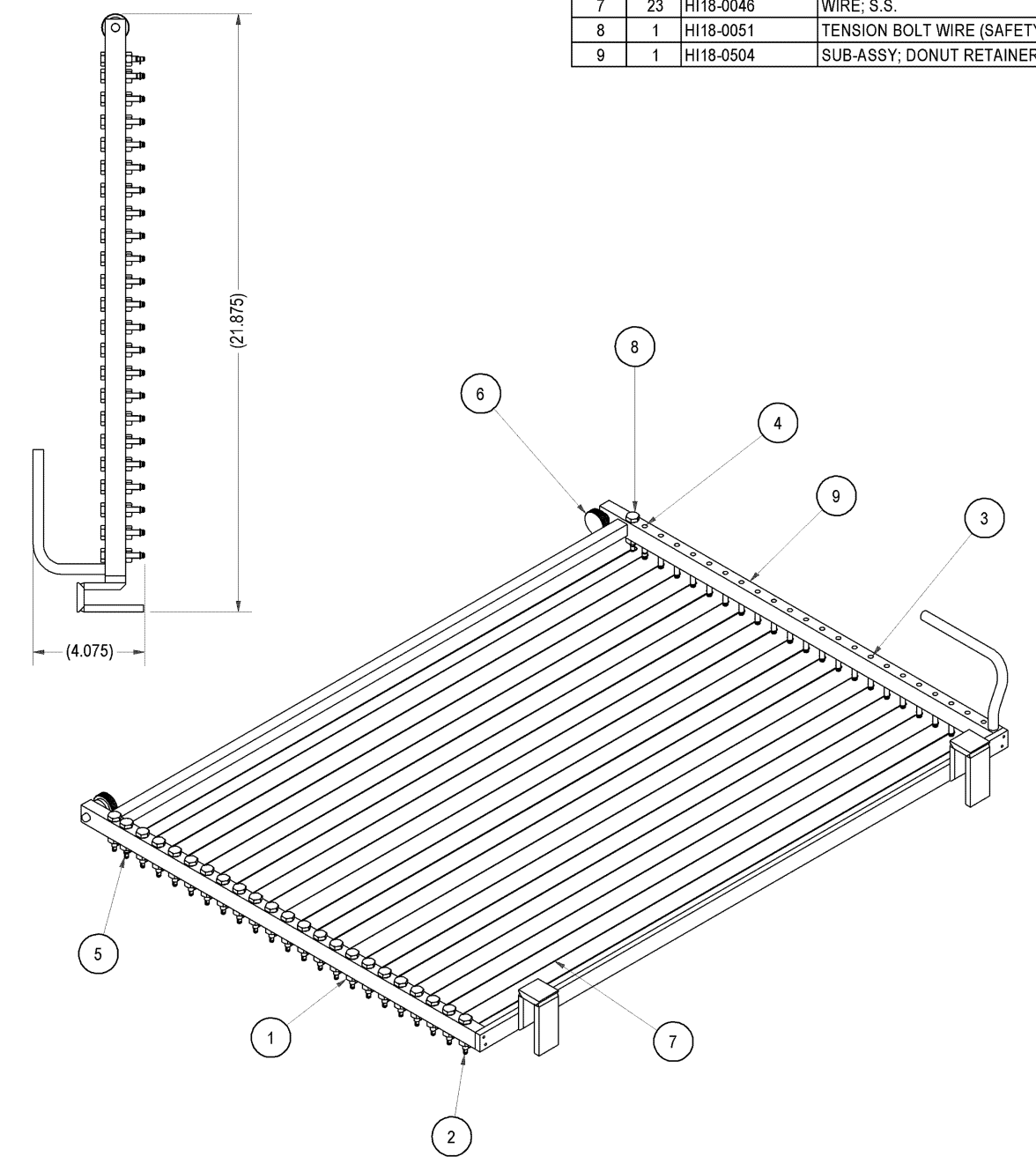
NOTES:

- 1 POP RIVET BRKT (HI18-0053) ONTO HOUSING (HI18-0039). PLACE ELEMENT INTO BRKTS. BEND PART OF BRKT BACK TO ORIGINAL POSITION

REV	ECR#	DESCRIPTION	DRAWN	DATE	APPD	MFR	UNLESS OTHERWISE SPECIFIED, DIMENSIONS ARE IN INCHES. TOLERANCES, UNLESS OTHERWISE NOTED: XX = ± 1/32 () = REFERENCE .XX = ± .030 .XXX = ± .010 ANGLE = ± 1°				DO NOT SCALE DRAWING		SCALE 1:8		DRAWN CPB		APPD WJS		MFR N/A		DATE 02/03/15		SIZE B		SHEET 1 OF 1		DRAWING NUMBER HI18-1300TAB		REV --
							THE INFORMATION CONTAINED IN THIS DRAWING IS THE SOLE PROPERTY OF BELSHAW BROS. INC. COPYRIGHT BELSHAW BROS. INC. 2007. ANY REPRODUCTION WITHOUT THE WRITTEN PERMISSION OF BELSHAW BROS. INC. IS PROHIBITED.																						
										<p>BELSHAW BROTHERS INC., SEATTLE, WASHINGTON</p> <p>TITLE: HEATING PANEL ASSY</p> <p>MATERIAL: SEE B.O.M.</p>																			



BILL OF MATERIAL				
ITEM	QTY	PART NUMBER	DESCRIPTION	
1	24	903-5210	1/4-28 UNF SS JAM HEX NUT	
2	22	HI18-0002	TENSION BOLT WIRE	
3	21	HI18-0004	WIRE RETAINER PIN	
4	1	HI18-0019	WIRE RETAINER PIN - DUAL WIRE	
5	1	HI18-0022	TENSION BOLT WIRE DUAL	
6	2	HI18-0041	KNOB - DONUT RETAINER FRAME	
7	23	HI18-0046	WIRE; S.S.	
8	1	HI18-0051	TENSION BOLT WIRE (SAFETY, FRONT)	
9	1	HI18-0504	SUB-ASSY; DONUT RETAINER FRAME	



REV	ECR#	DESCRIPTION	DRAWN	DATE	APPD	MFR	MATERIAL			
6	5260	RE-DRAW IN INVENTOR. & CORRECT HI18-0504 ASSY	O.F.	09/17/03	O.F.	DR	UNLESS OTHERWISE SPECIFIED, DIMENSIONS ARE IN INCHES TOLERANCES, UNLESS OTHERWISE NOTED XX ± .1/32 () = REFERENCE .XX ± .030 .XXX ± .010 ANGLE ± .1°			
DO NOT SCALE DRAWING							MATERIAL:			
SCALE	DRAWN	APPD	MFR	DATE	SIZE	SHEET	DRAWING NUMBER		REV	
1:4	RGA	SCP	DR	9/30/76	C	1 OF 1	HI18-1002		6	



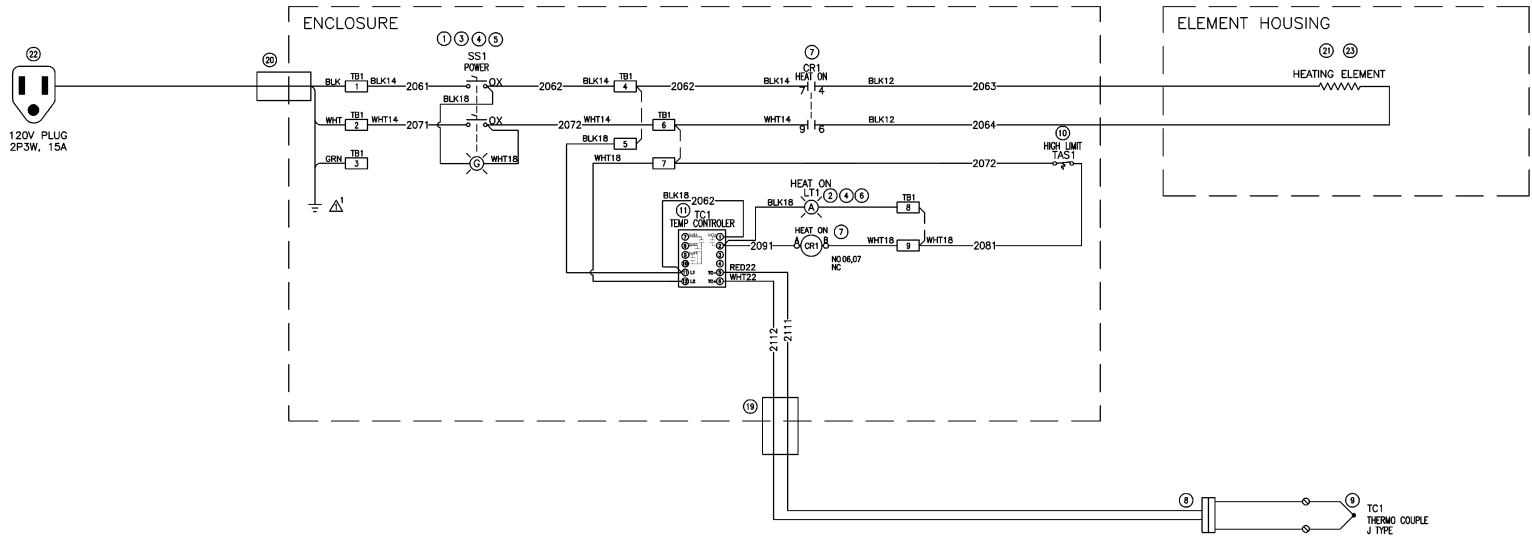
C:\shared\drawings\Oshawa\HI18\REDESIGN\HI18-1002.dwg

BOM: HI18-1706					
ITEM	Description	Manufacturer Part Number	QTY	Unit	Belshaw Part Number
1	CONTACT BLOCK N.O. 22MM	SQUARE D: ZBE101	2	EA	#CTBN-0004
2	LED BLK, YEL, 120V, 22MM	ZBVG5	1	EA	#CTBN-0016
3	LED BLK, GRN, 120V, 22MM	ZBVG3	1	EA	#CTBN-0017
4	CONTACT BLK HLDR	SQUARE D: ZB4BZ009	2	EA	#OPB-0002
5	SWT, 2POS, MAINT, ILL, GRN	TELEMECANIQUE ZB4BK1233	1	EA	#OSS-0017
6	LENS, PILOT LIGHT YELLOW 22MM	TELEMECANIQUE ZB4BV053	1	EA	#PLT-0018
7	RLY, 35A, DPDT, 120VAC	Z0844-84	1	EA	#RLY-0031
8	THERMOCOUPLE ASSY, TYPE J	EUSTIS: ED-128-14	1	EA	#TCPL-0004
9	THERMOCOUPLE, TYPE J, MALE	EUSTIS FEJ000X0245X	1	EA	#TCPL-0004A
10	SNAP DISC THERMOSTAT-LOW WATER	LD225-40	1	EA	DPC-0130-225
11	OMRON 100-240 VAC, HI18/24	OMRON: ESCC-RX3ASM-000	1	EA	TJ-01840-1
12	TB, MINI, 2.5MM, 24A, GRAY	AB: 1492-LMJ3	9	EA	990-0329
13	TB, MINI GND, 2.5MM, 24A, GRN	AB: 1492-LMJG3	1	EA	990-0343
14	DIN RAIL 15MMX5.5MMX1M	AB: 1492-DR3 (PKG OF 10)	0.16	EA	990-0344
15	TB, MINI, END ANCHOR	AB: 1492-EAJ15	2	EA	990-0345
16	TB, JUMPERS, 10 POLE, MINI	AB: 1492-CJLJ5-10-BL	1	EA	990-0346
17	TB, MARKERS, MINI, 10 BLANK	AB: 1492-M5XSH1-10	2	EA	990-0347
18	TB, MINI, END BARRIER	AB: 1492-EBLMJ3	1	EA	990-0348
19	CORD CLAMP .250-.375	HUBBLE: SHC-1022	(REF)1	EA	992-0001
20	CORD CLAMP .500-.625	HUBBLE: SHC-1024	(REF)1	EA	992-0003
21	HEATER ELEMENT (HI18)	TRI-117XX	(REF)1	EA	HI18-0036
22	POWER CORD 120V,8 FT 14/3 15A	GRANGER: 1FD91	(REF)1	EA	HI18-0505
23	HEATER ELEMENT (HI24)	1X197RK2557-01	(REF)1	EA	HI24-0001
24	SWITCH BOX COVER	BELSHAW FAB	(REF)1	EA	HI24-7005
25	SWITCH BOX	BELSHAW FAB	(REF)1	EA	HI24-8006
26	LEGEND PLATE	BELSHAW FAB	(REF)1	EA	HI24-9001

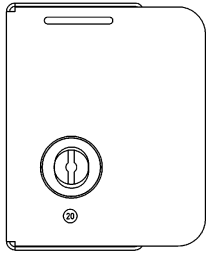
REVISION HISTORY: R1			
SHEET	ITEM	DESCRIPTION	DATE
2	1	EDIT CONNECTION DETAIL FOR GROUNDING CONDUCTOR	3/20/15
3	1	SHOW GROUNDING STUD ON ENCLOSURE LAYOUT.	ECR: 16147

BELSHAW BROS., INC.			
SEATTLE, WASHINGTON			
HI18/24 HAND ICER			
120/60/1			
COVER SHEET			
DESIGNER	DATE	REVISED	BY
JAH	03	XXX	
APP'D:	DATE:	HI18-1706	
MJP	01/22/15	1 of 3	

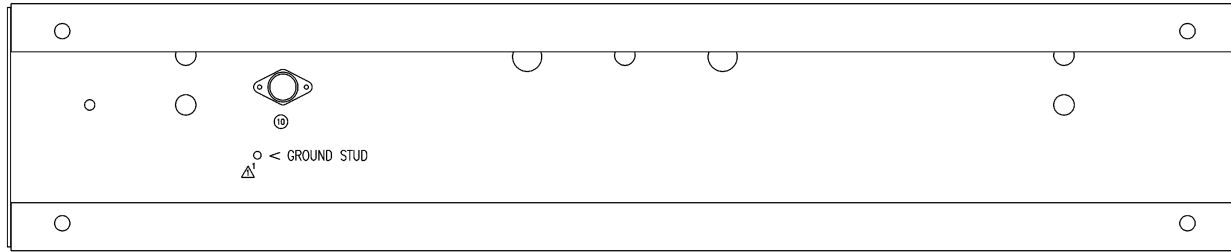
- ②/01
- ②/02
- ②/03
- ②/04
- ②/05
- ②/06
- ②/07
- ②/08
- ②/09
- ②/10
- ②/11
- ②/12
- ②/13
- ②/14
- ②/15
- ②/16
- ②/17
- ②/18
- ②/19
- ②/20
- ②/21
- ②/22
- ②/23
- ②/24
- ②/25
- ②/26
- ②/27



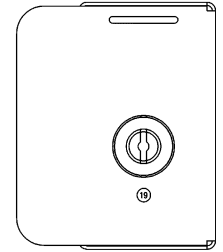
BELSHAW BROS., INC.			
SEATTLE, WASHINGTON			
HI18/24 HAND ICER			
120/60/1			
SCHEMATIC			
DESIGN	JAH	ISSUED	XXXX
DATE	MJP	DATE	01/22/15
			HI18-1706
			2 of 2



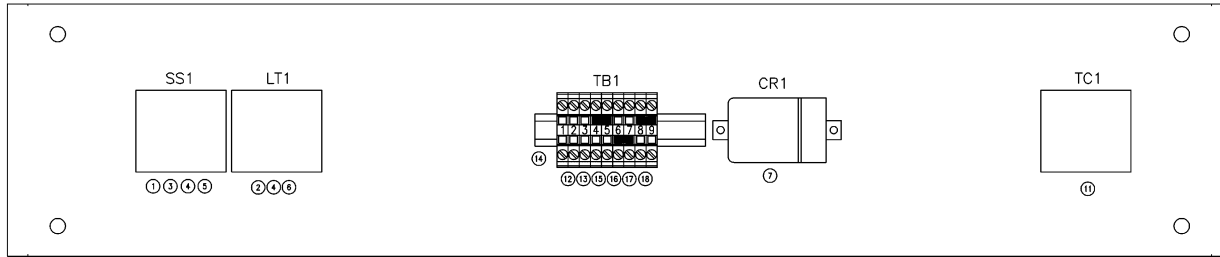
SWITCH BOX
(LEFT VIEW)



SWITCH BOX
(FRONT VIEW)




SWITCH BOX
(RIGHT VIEW)



SWITCH BOX COVER
(FRONT VIEW)



SWITCH BOX COVER
(LEFT VIEW)



SWITCH BOX COVER
(FRONT VIEW)

BELSHAW BROS., INC. SEATTLE, WASHINGTON			
TITLE: HI18/24 HAND ICER 120/60/1 PANEL LAYOUT			
DESIGNER: JAH	DATE: XXX	REVISED: HI18-1706	SCALE:
APP'D: MJP	DATE: 01/22/15		3 OF 3