

HN-48 Series Cable Kit #4880

Cable Heating Service Kit #4880

includes:

CB-3045	Cable Heating Element	134 feet
CR-3226	Ring Connector	4
IN-3488	Insulation Corner	1 foot
BU-3105	Shoulder Bushing	4
BU-3106	Cup Bushing	4
SL-3063	Insulating Sleeve	4
TA-3540	Electrical Tape	1 roll
ST-2439	Stud, 10/32	4
NU-2215	Hex Nut	8
BX-2588	Cable Box	1

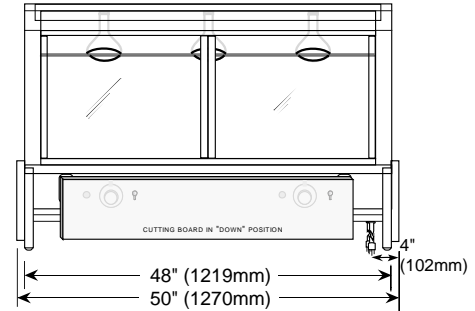
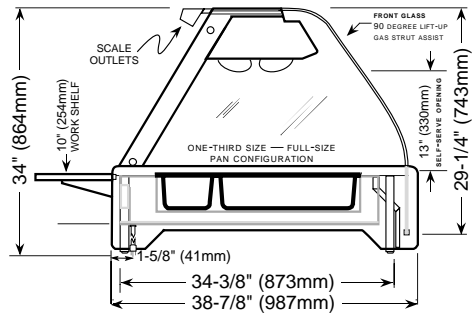
HN-48 Series Options & Accessories

Bulbs

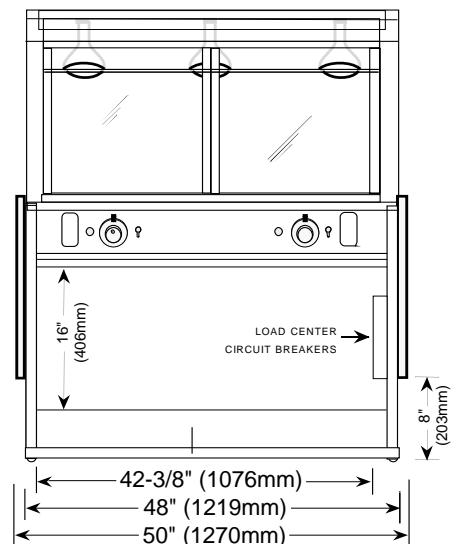
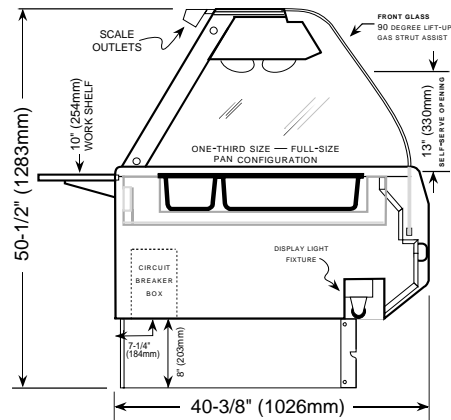
➤ 100 Watt, 130V	LP-33253
➤ 100 Watt, 230-250V	LP-3384
Carving Station, Single Well	55299
Custom Panel, End Panel and Bumper Colors	FACTORY QUOTE
Dual Case Trim Kit	
➤ HN, HNSYS-48	4584
➤ HN, HNSYS-48/P	14136
➤ Tempered Divider Glass	GL-22598
End Panel, Black Laminate (HNSYS ONLY)	PE-22709
End Panel, Kiosk Assembly Kit (HN ONLY)	14599
Independent Circuit Cordset Pkg*: HN (120/208-240 ONLY)	14221
Independent Load Center Pkg*: HNSYS (120/208-240 ONLY)	14220

*NOT CSA APPROVED

Interior Ambient Temperature Gauge	GU-33384
Menu Board System (one required)	MB-23092
Pocket Thermometer, °F	TH-3300
Pocket Thermometer, °C	TH-3412
Product Temperature Probe Package (120/208-240V ONLY)	5295
Reflective Tempered Glass Case End Panes, Bronze	
➤ RIGHT-HAND	GL-22602
➤ LEFT-HAND	GL-22601
Scale Platform Package (120/208-240V ONLY)	
➤ RIGHT-HAND	14547
➤ LEFT-HAND	14548
Timer Bar (electronic)	55194
➤ Probe Assembly, for 4 ft. Timer Bar	44084
Work Surface, Stainless Steel	FACTORY QUOTE



EXTERIOR DIMENSIONS



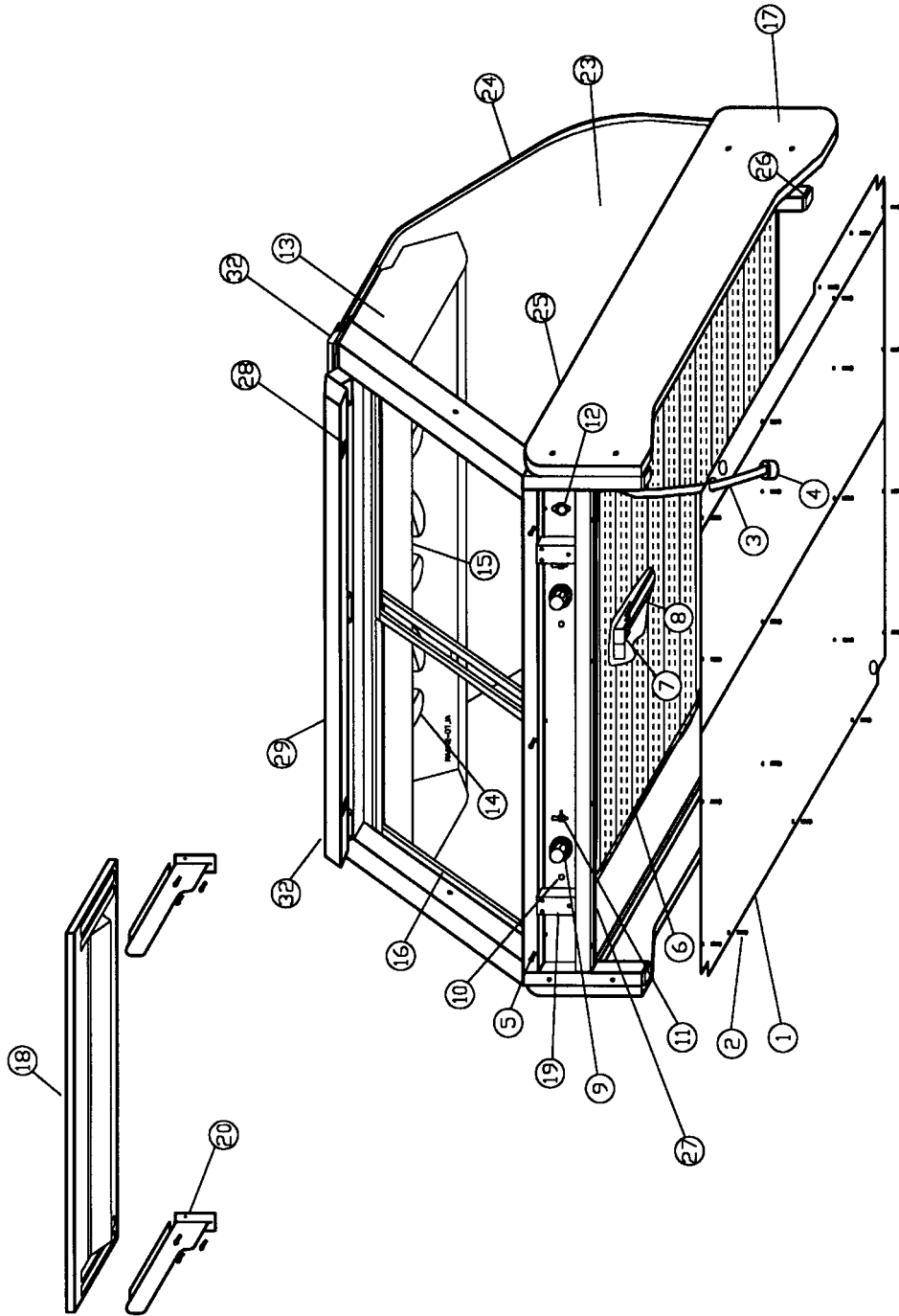
HN - 48

HNSYS - 48

12/22/00		ALTO-SHAAM	12/22/00		ALTO-SHAAM
PART DESCRIPTION	QTY	PART NO.	PART DESCRIPTION	QTY	PART NO.
1. BOTTOM END PANEL	1	13028	1. BOTTOM END PANEL	1	13028
BOTTOM RIGHT-HAND PANEL, 4'	1	13029	BOTTOM RIGHT-HAND PANEL, 4'	1	13029
BOTTOM LEFT-HAND PANEL	1	13030	BOTTOM LEFT-HAND PANEL	1	13030
SCREWS, 8-32X1/4"	4	SC-2459	SCREWS, 8-32X1/4"	4	SC-2459
SCREWS, 8-32X1/2"	17	SC-2425	SCREWS, 8-32X1/2"	17	SC-2425
4. PLUG	1	PG-3267	4. CONDUIT TUBING: 6" (152mm)	2	TU-3874
5. CONTROL PANEL MOUNTING SCREWS	3	SC-2459	5. INSULATION: 34" x 47" (864mm x 1194mm)	2	IN-22364
6. INSULATION: 34" x 47" (864mm x 1194mm)	2	IN-22364	6. CABLE CONNECTION HARDWARE:		
7. CABLE CONNECTION HARDWARE			7. HEATING CABLE: 132' (40234mm)	1	CB-3045
8. HEATING CABLE: 132' (40234mm)	1	CB-3045	8. THERMOSTAT	2	TT-3498
9. THERMOSTAT	2	TT-3498	THERMOSTAT KNOB	2	KN-3473
THERMOSTAT KNOB	2	KN-3473	9. INDICATOR LIGHT	2	LI-3025
10. INDICATOR LIGHT	2	LI-3025	10. LIGHT SWITCH	2	SW-3616
11. LIGHT SWITCH	2	SW-3616	11. INNER TOP SPOT	1	4674
12. FUSEHOLDER (120V UNIT) INCLUDES	1	FU-33041	12. BULBS	6	LP-33592
— FUSE, 15 AMP	1	FU-3775	13. BULB SOCKETS	6	RP-3952
— FUSEHOLDER MTG SCREWS	2	SC-2077	14. DISPLAY LIGHT BULB	1	LP-3376
13. INNER TOP SPOT	1	4674	4' DISPLAY LAMP SHIELD	1	LP-3967
14. BULBS	6	LP-33592	DISPLAY LIGHT FIXTURE	1	LP-3966
15. BULB SOCKETS	6	RP-3952	1/4 - 20 X 1/2" SLOT RD SCREW	2	SC-2332
16. DOOR ASSEMBLY, INCLUDES	1	DR-22480	1/4 - 20 HEX NUT	2	NU-2437
— LEFT-HAND GLASS DOOR	1	DR-22480A	1/4" SPLIT RING LOCKWASHER	2	WS-2294
— RIGHT-HAND GLASS DOOR	1	DR-22480B	3/8" 90 DEGREE CONNECTOR	1	CR-3292
— TOP TRACK	1	TK-23748	CONDUIT TUBING: 4' (1219-mm)	1	TU-3976
— BOTTOM TRACK	1	TK-24265	15. CIRCUIT BOX (120V) INCLUDES	1	CI-3906
— GUIDES #44049	8	DR-22480F	— BREAKER, 20 AMP	2	CI-3907
— DOOR BUMPER ASSEMBLY	1	DR-22480G	— BREAKER, 15 AMP	2	CI-33071
17. END PANEL	2	PE-22685	— GROUND BAR KIT	1	CI-3878
18. CUTTING BOARD ASSEMBLY	1	4016	CIRCUIT BOX (220V) INCLUDES	1	CI-3906
19. CUTTING BOARD BRACKET (BASE)	2	12069	— BREAKER, 20 AMP	2	CI-3907
CUTTING BOARD BRACKET MTG. SCREWS	6	SC-24520	— BREAKER, 15 AMP	4	CI-33071
20. CUTTING BOARD BRACKET	2	BT-2342	— GROUND BAR KIT	1	CI-3878
23. END GLASS	2	GL-22597	16. DOOR ASSEMBLY, INCLUDES	1	DR-22480
END GLASS GASKET, 5' (1524mm)	1	GS-22547	— LEFT-HAND GLASS DOOR	1	DR-22480A
24. FRONT GLASS	1	GL-22595	— RIGHT-HAND GLASS DOOR	1	DR-22480B
25. PAN DIVIDER BARS (NOT SHOWN)			— TOP TRACK	1	TK-23748
SHEET PAN	1	11046	— BOTTOM TRACK	1	TK-24265
THIRD SIZE PAN	1	11047	— GUIDES #44049	8	DR-22480F
FULL/HALF/THIRD (LONG BAR)	2	11317	— DOOR BUMPER ASSEMBLY	1	DR-22480G
FULL/HALF/THIRD (SHORT BAR)	9	11318	17. END PANEL	2	PE-22639
SHEET PAN	1	11319	18. CUTTING BOARD ASSEMBLY	1	4016
SHEET PAN	2	11320	19. CUTTING BOARD BRACKET (BASE)	2	12069
26. ADJUSTABLE LEGS	4	LG-22686	CUTTING BOARD BRACKET MTG. SCREWS	6	SC-24520
27. TERMINAL BLOCKS, 4 POS	2	BK-3597	20. CUTTING BOARD BRACKET	2	BT-2342
28. SNAP-IN RECEPTACLES (120V)	2	RP-3396	23. END GLASS	2	GL-22597
RECEPTACLE FUSE, 15 AMP (120V)	1	FU-33351	END GLASS GASKET, 5' (1524mm)	1	GS-22547
RECEPTACLE FUSEHOLDER, 15 AMP (120V)	1	FU-33352	24. FRONT GLASS	1	GL-22595
29. OUTLET HOUSING COVER (120V)	1	4951	25. BASE BOTTOM	1	12562
30. 4' (1219mm) PROBE PKG OPT (120V)(NOT SHOWN)	1	5295	26. PAN DIVIDER BARS (NOT SHOWN)		
31. *IND. CIRCUIT CORDSET PKG OPTION (120V)	1	14221	SHEET PAN	1	11046
32. FRONT GLASS STRUT	2	SU-22704	THIRD SIZE PAN	1	11047
			FULL/HALF/THIRD (LONG BAR)	2	11317
			FULL/HALF/THIRD (SHORT BAR)	9	11318
			SHEET PAN	1	11319
			SHEET PAN	2	11320
			27. OUTLET HOUSING COVER	1	4951
			28. SNAP-IN RECEPTACLES (120V)	2	RP-3396
			29. FUSE, 15 AMP, RECEPTACLE (120V)	1	FU-33351
			FUSEHOLDER, 15 AMP (120V)	1	FU-33352
			30. 4' (1219mm) PROBE PKG OPT(120V) (NOT SHOWN)	1	5295
			31. LOAD CENTER PKG OPTION (120V)(NOT SHOWN)	1	14220
			32. FRONT GLASS STRUT	2	SU-22704
			33. SNAP-IN BUMPER (NOT SHOWN)	1	BM-22638

*NOT CSA APPROVED

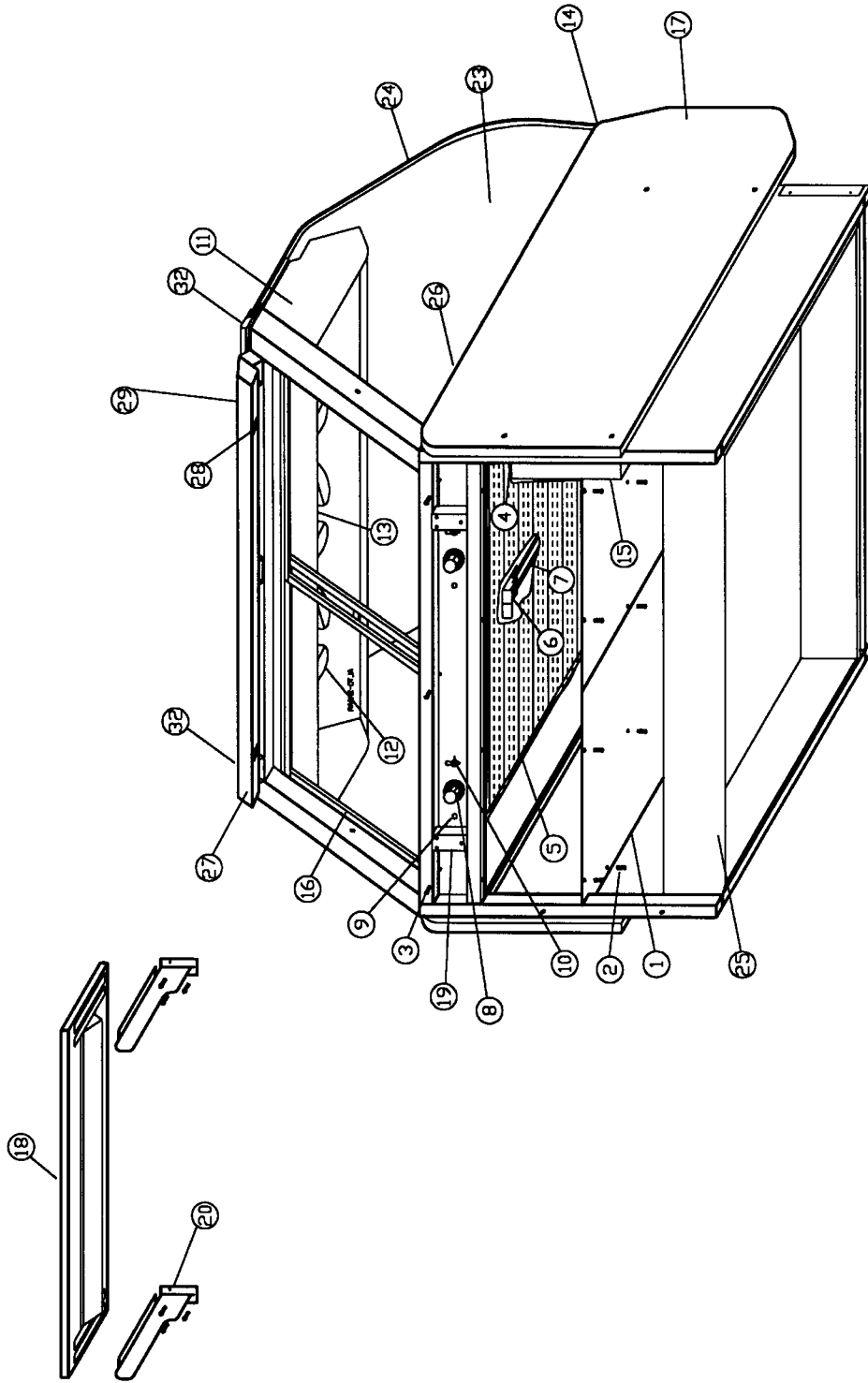
HN-48
SERVICE VIEW
REV: 07/24/97



06-03-94

16"=1"
K:\ASM\HNSYS48.DWG

HNSYS-48
SERVICE VIEW
REV: 07/24/97

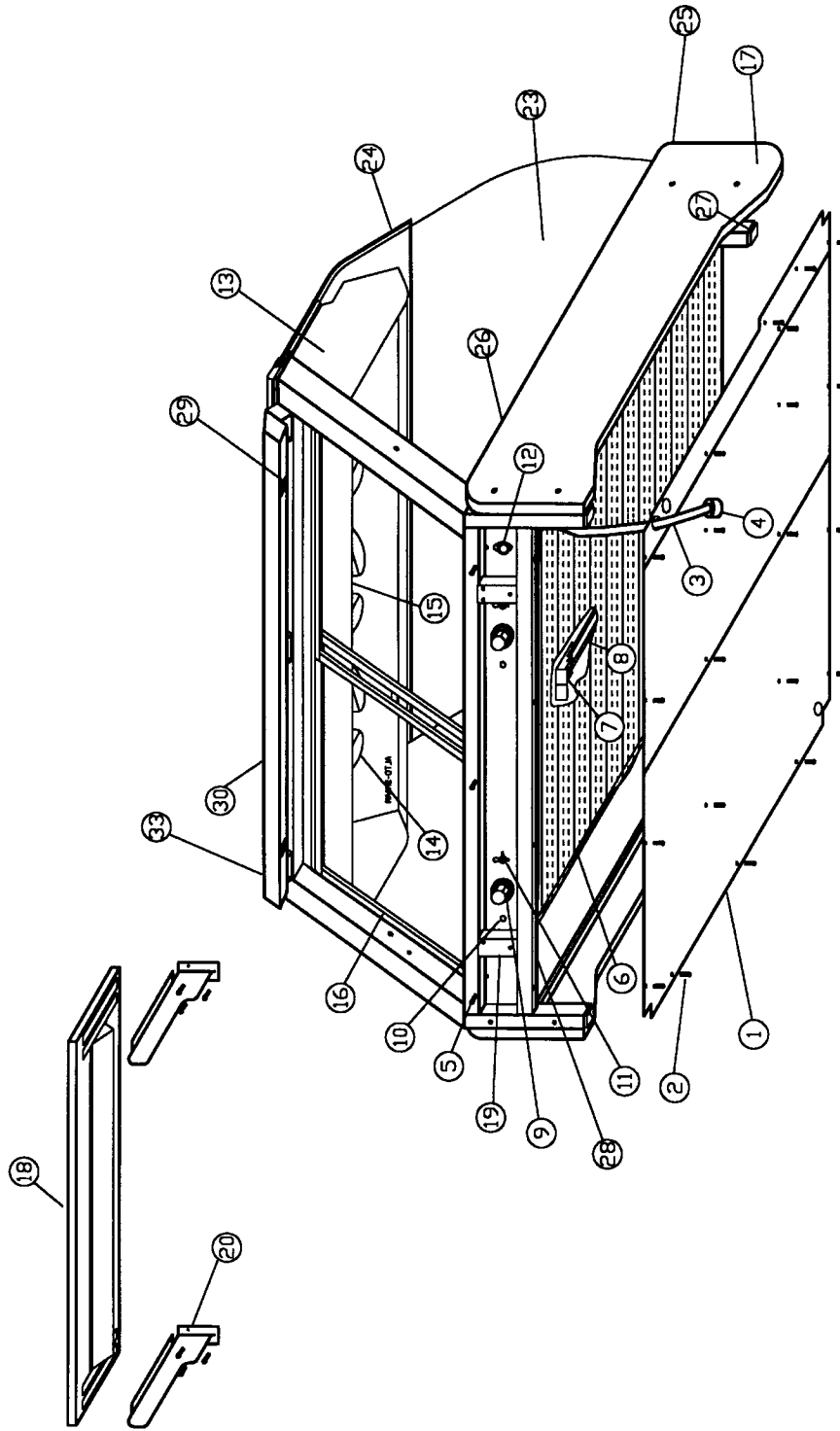


HN-48/P				HNSYS-48/P			
12/22/00		ALTO-SHAAM		12/22/00		ALTO-SHAAM	
PART DESCRIPTION	QTY	PART NO.		PART DESCRIPTION	QTY	PART NO.	
1. BOTTOM END PANEL	1	13028		1. BOTTOM END PANEL	1	13028	
BOTTOM RIGHT-HAND PANEL, 4'	1	13029		BOTTOM RIGHT-HAND PANEL, 4'	1	13029	
BOTTOM LEFT-HAND PANEL	1	13030		BOTTOM LEFT-HAND PANEL	1	13030	
SCREWS, 8-32X1/4"	4	SC-2459		SCREWS, 8-32X1/4"	4	SC-2459	
SCREWS, 8-32X1/2"	17	SC-2425		SCREWS, 8-32X1/2"	17	SC-2425	
3. CORD: 6' (1829mm)	1	CD-3291		3. CONTROL PANEL MOUNTING SCREWS	3	SC-22459	
4. PLUG	1	PG-3267		4. CONDUIT TUBING: 6" (152mm)	2	TU-3874	
5. CONTROL PANEL MOUNTING SCREWS	3	SC-2459		5. INSULATION: 34" x 47" (864mm x 1194mm)	2	IN-22364	
6. INSULATION: 34" x 47" (864mm x 1194mm)	2	IN-22364		6. CABLE CONNECTION HARDWARE			
7. CABLE CONNECTION HARDWARE				7. HEATING CABLE: 132' (40234mm)	1	CB-3045	
8. HEATING CABLE: 132' (40234mm)	1	CB-3045		8. THERMOSTAT	2	TT-3498	
9. THERMOSTAT	2	TT-3498		THERMOSTAT KNOB	2	KN-3473	
THERMOSTAT KNOB	2	KN-3473		9. INDICATOR LIGHT	2	LI-3025	
10. INDICATOR LIGHT	2	LI-3025		10. LIGHT SWITCH	2	SW-3616	
11. LIGHT SWITCH	2	SW-3616		11. INNER TOP SPOT	1	4674	
12. FUSEHOLDER (120V UNITS), INCLUDES	1	FU-33041		12. BULBS	6	LP-3333	
— FUSE, 15 AMP	1	FU-3775		13. BULB SOCKET	6	RP-3952	
— FUSEHOLDER MTG SCREWS	2	SC-2077		14. DISPLAY LIGHT BULB	1	LP-3376	
13. INNER TOP SPOT	1	4674		4' DISPLAY LAMP SHIELD	1	LP-3967	
14. BULBS	6	LP-3333		DISPLAY LIGHT FIXTURE	1	LP-3966	
15. BULB SOCKETS	6	RP-3952		1/4 - 20 X 1/2" SLOT RD SCREW	2	SC-2332	
16. DOOR ASSEMBLY, INCLUDES	1	DR-22480		1/4 - 20 HEX NUT	2	NU-2437	
— LEFT HAND GLASS DOOR	1	DR-22480A		1/4" SPLIT RING LOCKWASHER	2	WS-2294	
— RIGHT HAND GLASS DOOR	1	DR-22480B		3/8" 90 DEGREE CONNECTOR	1	CR-3292	
— TOP TRACK	1	TK-23748		CONDUIT TUBING: 4' (1219mm)	1	TU-3976	
— BOTTOM TRACK	1	TK-24265		15. CIRCUIT BOX (120V) INCLUDES	1	CI-3906	
— GUIDES #44049	8	DR-22480F		— BREAKER, 20 AMP	2	CI-3907	
— DOOR BUMPER ASSEMBLY	1	DR-23480G		— BREAKER, 15 AMP	2	CI-33071	
17. END PANEL	2	PE-22685		— GROUND BAR KIT	1	CI-3878	
18. CUTTING BOARD ASSEMBLY	1	4016		CIRCUIT BOX (220V) INCLUDES	1	CI-3906	
19. CUTTING BOARD BRACKET (BASE)	2	12069		— BREAKER, 20 AMP	2	CI-3907	
CUTTING BOARD BRACKET MTG. SCREWS	6	SC-24520		— BREAKER, 15 AMP	4	CI-33071	
20. CUTTING BOARD BRACKET	2	BT-2342		— GROUND BAR KIT	1	CI-3878	
23. END GLASS	2	GL-22597		16. DOOR ASSEMBLY, INCLUDES	1	DR-22480	
END GLASS GASKET, 5' (1524mm)	1	GS-22547		— LEFT HAND GLASS DOOR	1	DR-22480A	
24. FRONT GLASS	1	GL-22593		— RIGHT HAND GLASS DOOR	1	DR-22480B	
25. CUSTOMER GUARD: 4' (1219mm)	1	11096		— TOP TRACK	1	TK-23748	
SPACER	2	SP-24586		— BOTTOM TRACK	1	TK-24265	
SCREWS	2	SC-2073		— GUIDES #44049	8	DR-22480F	
26. PANS (NOT SHOWN)				— DOOR BUMPER ASSEMBLY	1	DR-22480G	
SELF-SERVE PAN	2	11624		17. END PANEL	2	PE-22639	
SELF-SERVE PAN GRID	1	PN-22048		18. CUTTING BOARD ASSEMBLY	1	4016	
27. ADJUSTABLE LEGS	4	LG-22686		19. CUTTING BOARD BRACKET (BASE)	2	12069	
28. TERMINAL BLOCKS, 4 POS	2	BK-3597		CUTTING BOARD BRACKET MTG. SCREWS	6	SC-24520	
29. SNAP-IN RECEPTACLES (120V)	2	RP-3396		20. CUTTING BOARD BRACKET	2	BT-2342	
RECEPTACLE FUSE, 15 AMP (120V)	1	FU-33351		23. END GLASS	2	GL-22597	
RECEPTACLE FUSEHOLDER, 15 AMP (120V)	1	FU-33352		END GLASS GASKET, 5' (1524mm)	1	GS-22547	
30. OUTLET HOUSING COVER (120V)	1	4951		24. FRONT GLASS	1	GL-22593	
31. 4' (1219mm) PROBE PKG OPT (120V) (NOT SHOWN)	1	5295		25. CUSTOMER GUARD: 4' (1219mm)	1	11096	
32. IND. CIRCUIT CORDSET PKG OPTION (120V)*	1	14221		SPACER	2	SP-24586	
33. FRONT GLASS STRUT	1	SU-22431		SCREWS	2	SC-2073	
				26. BASE BOTTOM	1	12562	
				27. PANS (NOT SHOWN)			
				SELF-SERVE PAN	2	11624	
				SELF-SERVE PAN GRID	2	PN-22048	
				28. OUTLET HOUSING COVER	1	4951	
				29. SNAP-IN RECEPTACLES (120V)	2	RP-3396	
				30. FUSE, 15 AMP, RECEPTACLE (120V)	1	FU-33351	
				FUSEHOLDER, 15 AMP (120V)	1	FU-33352	
				31. 4' (1219mm) PROBE PKG OPT (120V) (NOT SHOWN)	1	5295	
				32. LOAD CENTER PKG OPTION (120V) (NOT SHOWN)	1	14220	
				33. FRONT GLASS STRUT	1	SU-22431	
				34. SNAP-IN BUMPER (NOT SHOWN)	1	11751	

*NOT CSA APPROVED

HN-48/P
SERVICE VIEW
REV: 07/24/97

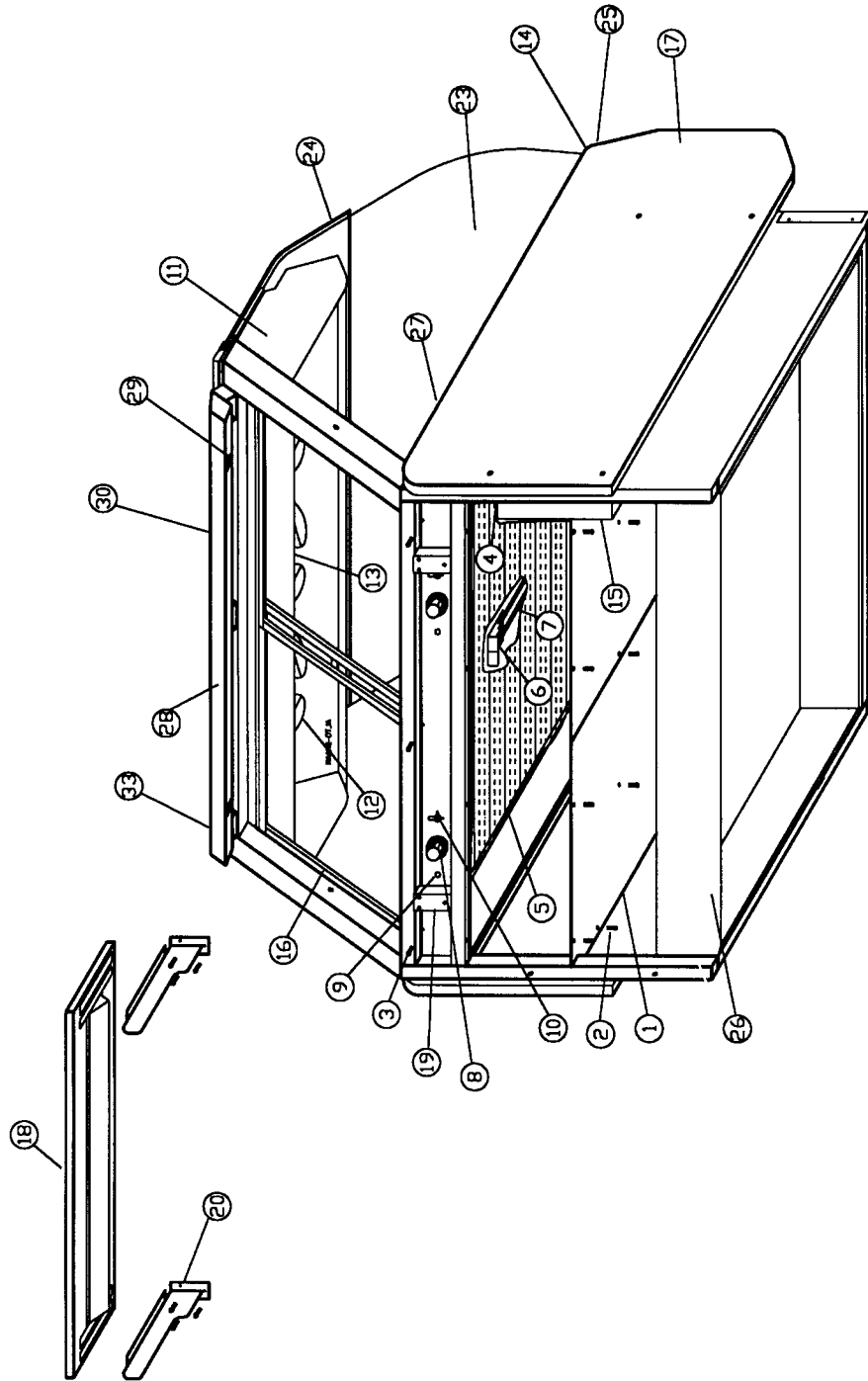
07-19-94



K:\SM\HN48P.DWG

06-03-94

HNSYS-48/P
SERVICE VIEW
REV: 07/24/97



16"=1'
K:\SM\HNSYS48P.DWG