



250 East Main Street, Hendersonville, TN 37075  
1-800-888-8018 or 615-537-3600  
Fax 1-888-812-9956  
www.aladdintemprite.com

# Meal Delivery Carts

## MDSLP, MDELP, & MDRS Series



MDSLP



MDELP



MDRS



## **CONTENTS**

---

<b>I. INTRODUCTION</b>	<b>4</b>
<b>II. RECEIVING INSPECTIONS</b>	<b>6</b>
<b>III. SAFETY</b>	<b>7</b>
<b>IV. INSTALLATION</b>	<b>7</b>
<b>V. OPERATION</b>	<b>8</b>
<b>VI. TOWING</b>	<b>8</b>
<b>VII. CLEANING / MAINTENANCE</b>	<b>9</b>
<b>MAINTENANCE</b>	<b>10</b>
<b>TROUBLESHOOTING</b>	<b>10</b>
<b>VIII. PARTS LIST</b>	<b>12</b>
<b>IX. WARRANTY &amp; LIABILITY</b>	<b>14</b>

## I. INTRODUCTION

---

Aladdin's versatile Meal Delivery Carts are available in a variety of capacities to conform to your delivery needs. These carts ensure efficient, quiet transportation for your meal trays. The MDSL P & MDRS models are designed to accommodate two trays per shelf, side loaded. The MDEL P models are designed to accommodate a single tray per shelf end loaded. Constructed of durable sanitary stainless steel to provide years of trouble free meal delivery service.

The cabinet is constructed with 18 gauge stainless steel with vents on both sides. Doors have sound dampening insulation. Double sided pocket doors constructed of 20 gauge stainless steel. A 7/8" diameter stainless steel push handle is mounted to back of cart on single door models and to end of cart top on double and triple door models.

### STANDARD FEATURES:

- Durable and attractive stainless steel cabinet construction
- Field adjustable and removable tray slides to accommodate 15" x 20" or 14" x 18" trays
- Field replaceable threaded tray guide pins
- Louvered vents to assist heat dissipation
- 2" wide stainless steel tray slides
- 4-1/2" tray spacing for MDSL P and MDEL P series
- 5-1/2" tray spacing for MDRS series
- Door mullion with recessed door bumpers
- 270° door swing with positive latching in open or closed positions
- Sound dampening material on inside of doors to reduce noise and vibration
- Full perimeter plastic base/bumper, non-marking
- Plastic top with molded in top rail as standard feature
- Four (4) 6" diameter balloon casters with grease fittings, two swivel with brakes and two fixed
- Casters offset 1" for a "wheel ahead" configuration to permit easy elevator entry or exit (on double & tripple doors models)
- NSF listed

### AVAILABLE OPTIONS: (Must be specified when ordering.)

- SIX WHEEL 6" CASTER configuration on two & three door models only.
- FOUR WHEEL 8" CASTER for towing, on carpeted floors and bumpy floor applications. Adds 1" to overall height.
- SIX WHEEL 8" CASTER configuration on two & three door models only.
- TOW HITCH package available
- 6" or 8" poly caster available.

Model	Tray Capacity	Number of doors	Length	Width	Height
MD10SLP*	10	1	38" (96.5 cm)	28.812" (73.2 cm)	42.483" (107.9 cm)
MD10SLPRS*	10	1	38" (96.5 cm)	28.812" (73.2 cm)	48.983" (142.4 cm)
MD16SLP*	16	1	38" (96.5 cm)	28.812" (73.2 cm)	48.983" (142.4 cm)
MD20SLP*	20	1	38" (96.5 cm)	28.812" (73.2 cm)	57.983" (147.3 cm)
MD24SLP*	24	2	52.700" (133.9 cm)	38" (96.5 cm)	40.122" 101.9 cm)
MD28SLP*	28	2	52.700" (133.9 cm)	38" (96.5 cm)	44.622" (113.3 cm)
MD32SLP*	32	2	52.700" (133.9 cm)	38" (96.5 cm)	49.122" (124.8 cm)
MD36SLP*	36	2	52.700" (133.9 cm)	38" (96.5 cm)	53.622" (136.2 cm)

Model	Tray Capacity	Number of doors	Length	Width	Height
MD10ELPRS*	10	2	42.454" (107.8 cm)	28" (71.12 cm)	44.622" (113.3 cm)
MD14ELP*	14	2	42.454" (107.8 cm)	28" (71.12 cm)	44.622" (113.3 cm)
MD18ELP*	18	2	42.454" (107.8 cm)	28" (71.12 cm)	53.622" (136.2 cm)
MD24ELP*	24	3	61.374" (155.9 cm)	28" (71.12 cm)	49.122" (124.8 cm)
MD27ELP*	27	3	61.374" (155.9 cm)	28" (71.12 cm)	53.633" (136.2 cm)

\*Followed by configuration characters.

---

## II. RECEIVING INSPECTIONS

---

Your Aladdin Meal Delivery Carts are factory tested for performance and are free from defects when shipped. The utmost care has been taken in packaging this product to protect against damage in transit. All interior fittings have been secured to prevent damage.

You should carefully inspect your meal delivery cart to assure that no damage has occurred in transit. If however, damage is detected see the following damaged goods policy. Under no condition may a damaged unit be returned to Aladdin Temp-Rite without first obtaining written permission (return authorization). No credit will be issued for claims not reported to Aladdin within ten (10) business days from receipt of shipment.

### ALADDIN DAMAGED GOODS POLICY

There are two types of damaged merchandise:

- Visual Damage
- Concealed Damage

Visual Damage – When the product being received is visibly damaged.

1. Receiver should not accept merchandise with visual damage.
2. Receiver must sign delivery receipt “refused merchandise due to damage” and specify damage.
3. Receiver should call Aladdin Customer Service immediately after refusal.
4. Carrier will notify Aladdin Traffic Department and a claim will be filed.
5. Carrier will send acknowledgement of claim within 7 days after receiving.

Concealed Damage – When damaged merchandise cannot be externally detected.

Any receiving operation should be looking for this type of damage. Sometimes, however, depending on the type of product, it is almost impossible to notice.

1. Merchandise must not be removed from point of delivery and all packaging must be kept intact.
2. Receiver must contact Aladdin customer service to report damage.
3. Aladdin traffic department will request inspection based on the dollar value of the cargo.
4. Aladdin traffic department will file a claim based on the findings of the inspection.

Failure to comply with these policies will result in the customer’s responsibility to file claims.

---

---

## III. SAFETY

---

---

If you know how to correctly install, operate, clean and service your Meal Deliver Cart, your satisfaction with the equipment will be increased and safety will be enhanced. In accordance with generally accepted product safety labeling guidelines, the following three signal words are used throughout this manual to alert you to potential hazards and to tell you how to avoid them.

The purchaser/user has the best knowledge and is in the best position to determine the operating conditions, appropriateness of the product for the operating environment, and safe use of the product. Aladdin Temp-Rite does not warrant, implied or expressly, that the product is fit for a particular use or operating environment.

**WARNING:** The word "Warning" identifies a potentially hazardous situation which, if not avoided COULD result in death or serious personal injury.

**CAUTION:** The word "Caution" identifies a potentially hazardous situation which, if not avoided MAY result in minor or moderate injury. The word "Caution" may also be used to alert against unsafe practices and property damage only accidents.



"Important" is used to identify installation, operation or maintenance information which is important but not hazard related.

---

---

## IV. INSTALLATION

---

---

- 1) Detach carton from skid, lift carton off skid
- 2) Examine cart for damage (See Section II Receiving Inspection)
- 3) If no damage, remove all packing and strapping material
- 4) Remove paper covering cart
- 5) Remove unit from skid by tilting the unit and rolling it off the skid
- 6) Install tray guides in desired 15" x 20" or 14" x 18" position

---

## V. OPERATION

---



Never move cart unless all doors are secured in an open or closed position. Serious damage to hinges and doors may result if bumped into walls or other equipment when doors are open.

Avoid bumping carts into doors, walls or obstructions of any kind.

---

## VI. TOWING

---



Injury or equipment damage may result from improper utilization. Always fit **safety pin** through the hitch.

- The telescopic tow-bar and cart casters are designed only for indoor towing on smooth surfaces.
- Aladdin recommends using great care when towing.
- Maximum speed authorized is 3 miles/hour (5km/hour).
- Curves should be negotiated at a lower speed: 1.5 miles/hour (2.5 km/hour)
- Maximum number of carts to be towed: 2

### **TRANSPORT OF THE MEAL DELIVERY CARTS IN VANS OR TRUCKS**

- The tailgate of the truck should always be level with the loading and off-loading dock. If the tailgate is higher than the dock, the casters will bump against the dock and this can damage both the casters and their attachments.
- Once the carts are loaded inside the truck, they should be lined up and carefully secured to the wall of the truck by means of straps and belt tighteners. Carts should not be allowed to rub together during transport.

---

---

## VII. CLEANING / MAINTENANCE

---

---



### CAUTION



Harsh chemicals and insufficiently diluted sanitizers will damage stainless steel surfaces. Never use cleaning agents that contain phosphates or chlorides. These chemicals will cause permanent damage to the stainless steel finish and void equipment warranty.

The Aladdin MDSLP, MDEL P and MDRS series Carts should be sanitized and cleaned after each use using the following method:

1. Tray slide assemblies are easily removed, without tools, for cleaning; simply lift up to release from bottom pin then push in to release from the top pin. The assemblies can now be pulled out the door opening. The assemblies should be hand washed.
2. Wipe walls, handles, and sides with a soft clean cloth, using warm water and a mild detergent. Save time by wiping in a figure eight pattern.
3. Use a soft nylon brush on any food buildup and in corners.
4. Sanitize with a properly diluted sanitizer that is recommended for stainless steel according to chemical supplier's recommendations.
5. Allow water to drain through drain holes which are part of the cabinet floor.
6. Dry thoroughly with a dry cloth to remove moisture.
7. Never use sharp objects, abrasives or scrapers.
8. Aladdin does not recommend steam-cleaning these carts.

## MAINTENANCE

### HINGES

1. The cart doors and hinges have been factory aligned with spacers to assure positive latching and smooth action. Be sure to replace these washers if they are removed when cleaning doors and hinges.
2. When doors are removed for cleaning, we recommend that they be put back on the same cart to assure the best possible alignment and operation.

### CASTERS

1. Recommended lubrication is at least once every six months. **Lubrication** will be required at least every two weeks if carts are cleaned with a hot water or steam cleaning system. Using a standard 16 ounce grease gun, add two pumps of multi-purpose grease to the grease fitting on each caster.

## TROUBLESHOOTING


Performance problems often result from minor incidents that can be found and corrected by checking and following the basic points mentioned in the table below.

symptom	Probable cause	Correction
Cart hard to push/pull	Debris in caster	Remove debris
	Caster bearing needs lubrication	Lubricate caster
Difficulty in opening/closing doors	Hinges require lubrication	Lubricate hinges
	Improper alignment of hinges	Align hinges
Trays do not slide easily into cart.	Tray slide dirty	Remove slides and clean
	Tray slides not seated properly	Correct alignment of tray slides

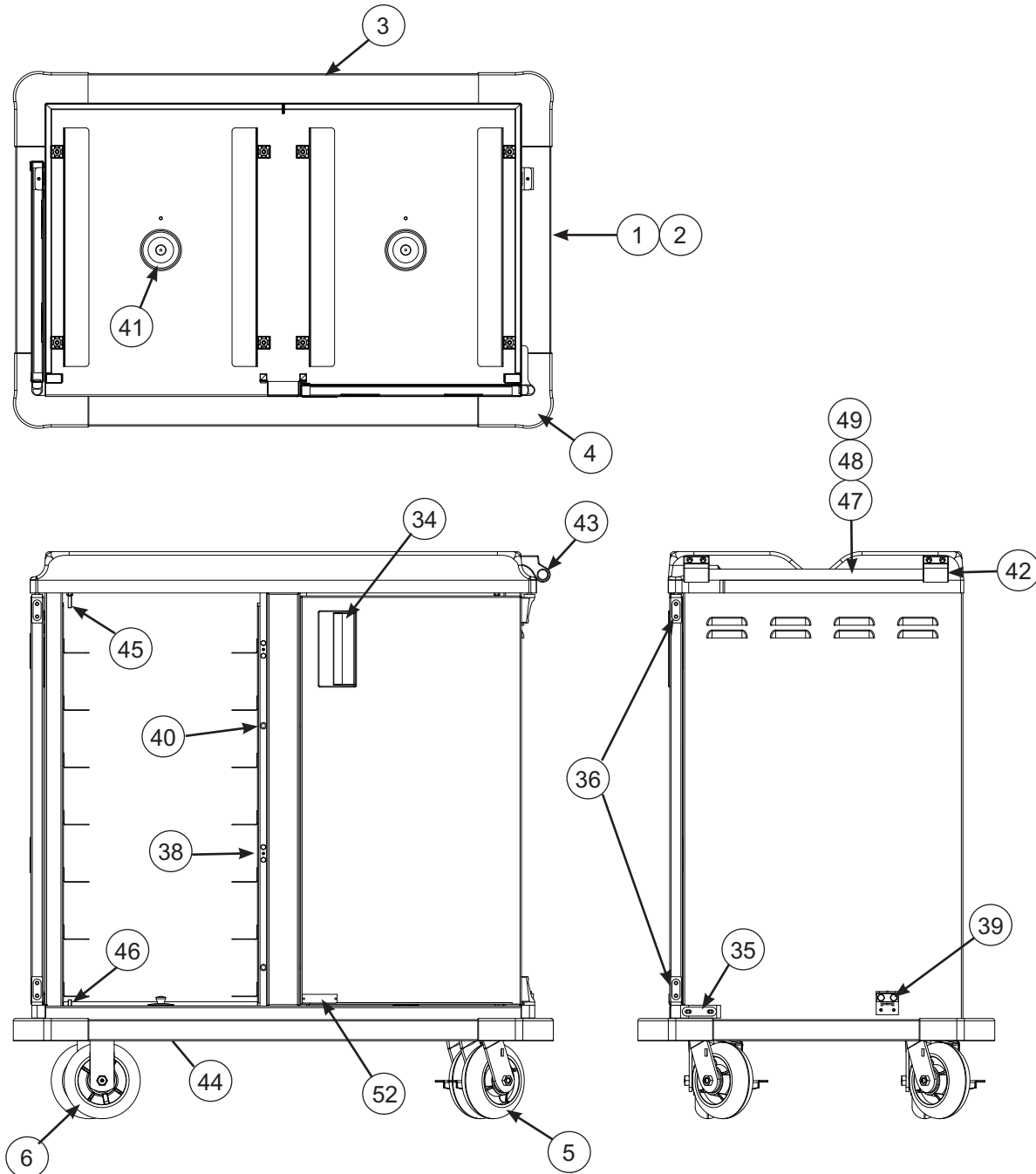
---

---

**NOTES:**



## VIII. PARTS LIST



MD14ELP shown

**NOTE: Parts for pass-thru or custom carts may vary. Please contact Aladdin Service Department.**

BUMPERS		
1	99108	SL VENT SIDE BUMPER
2	99109	EL VENT SIDE BUMPER
3	99104	SL DOOR SIDE BUMPER, SINGLE DOOR (10,16,20 MEAL)
3	99105	SL DOOR SIDE BUMPER DOUBLE DOOR (24, 28, 32,36 meal)
3	99106	EL DOOR SIDE BUMPER DOUBLE DOOR (14, 18 meal)
3	99107	EL DOOR SIDE BUMPER THREE DOOR (24,27 MEAL)
4	99110	CORNER BUMPER
CASTERS		
5	97259	6" BALLOON CASTER ,SWIVEL W LOCK
6	97260	6" BALLOON CASTER, RIGID
7	97261*	8" BALLOON CASTER ,SWIVEL W LOCK
8	97262*	8" BALLOON CASTER, RIGID
9	11701*	6" POLY CASTER ,SWIVEL W LOCK
10	11700*	6" POLY CASTER, RIGID
11	99852*	8" POLY CASTER ,SWIVEL W LOCK
12	99851*	8" POLY CASTER, RIGID
DOORS		
NOTE: Door assembly does not include hinges Pass thru carts use standard doors		
13*	10084	MD10SLP
14*	10050	MD10SLPRS
14A*	10050	MD16SLP
15*	10038	MD20SLP DOOR
16*	10073	MD24SLP LEFT HAND DOOR
17*	10070	MD24SLP RIGHT HAND DOOR
18*	10265	MD28SLP LEFT HAND DOOR
19*	10268	MD28SLP RIGHT HAND DOOR
20*	10278	MD32SLP LEFT HAND DOOR
21*	10281	MD32SLP RIGHT HAND DOOR
22*	10288	MD36SLP LEFT HAND DOOR
23*	10291	MD36SLP RIGHT HAND DOOR
24*	10297	MD10ELPRS /14ELP LEFT HAND DOOR
25*	10300	MD10ELPRS /14ELP RIGHT HAND DOOR
26*	10188	MD18ELP LEFT HAND DOOR
27*	10191	MD18ELP RIGHT HAND DOOR
28*	10313	MD24ELP LEFT HAND DOOR
29*	10319	MD24ELP MIDDLE DOOR
30*	10316	MD24ELP RIGHT HAND DOOR

31*	10188	MD27ELP LEFT HAND DOOR
32*	10326	MD27ELP MIDDLE DOOR
33*	10191	MD27ELP RIGHT HAND DOOR
GENERAL		
34	99113	DOOR HANDLE MOLDED
35	99099	DOOR HINGE RECEIVER BOTTOM
36	99098	DOOR HINGE WITH PIN
37*	10309	DOOR HINGE MIDDLE DOOR (WELDED)
38	99111	DOOR, FRAME MAGNET ASSY
39	99177	DOOR, RETAINER, MAGNET ASSY
40	97244	DOOR, SHOCK ABSORBER
41	10330	DRAIN/STOPPER ASSY
42	10800	HAND HOLDER
43	99115	HANDLE CAP PLUG
44	10344	LOCKNUT BRASS
45	97554	PIN, UPPER TRAY GUIDE
46	97555	PIN, LOWER TRAY GUIDE
47	99118	PUSH HANDLE TUBE ELP CARTS
48	99117	PUSH HANDLE TUBE SLP DOUBLE DOOR CARTS
49	99116	PUSH HANDLE TUBE SLP SINGLE DR
50*	99631	STATIC STRIP
51*	99636	STATIC STRIP BRACKET (FOR 8" CASTERS ONLY)
52	97278	STRIKE PLATE
53*	99102	TOP ELP DOUBLE DOOR CARTS
54*	99103	TOP ELP TRIPLE DOOR CARTS
55*	99100	TOP SINGLE DOOR CARTS
56*	99101	TOP SLP DOUBLE DOOR CARTS
57*	99112	CATCH PLATE (INNER DOOR)

TRAY GUIDES			Spacing
58*	10087	10SL	4.5"
59*	10225	MD10ELPRS	5.5"
59A*	10345	14EL	4.5"
60*	10844	MD10SLPRS	5.5"
60A*	10053	16 / 32SL	4.5"
61*	10194	18 / 27EL	4.5"
62*	10042	20SL	4.5"
63*	10346	24EI	4.5"
64*	10076	24SL	4.5"
65*	10271	28SL	4.5"
66*	10347	36SL	4.5"
* are not shown			

## IX. WARRANTY & LIABILITY

ALADDIN TEMP-RITE®  
EQUIPMENT  
LIMITED WARRANTY

Effective January, 2008

Aladdin Temp-Rite® (“ATR”) warrants to the original purchaser that the equipment listed below shall be free from defects in material and workmanship under normal use for the applicable warranty term set forth below. ATR’s obligation under this warranty is limited to the repair or replacement, at the sole option of ATR, of any part which upon inspection and examination by ATR or its authorized agent is found to be defective. A written description detailing the nature of the claimed defect, together with the equipment claimed to be defective if required by ATR, must be delivered to ATR or its authorized agent within 30 days of discovery of the claimed defect (but in no event later than 30 days after the expiration of the applicable warranty term).

EQUIPMENT	WARRANTY TERM*	
	PARTS	LABOR
MD series Carts	ONE (1) YEAR	ONE (1) YEAR

\*The warranty term commences 30 days after the date of ATR’s invoice for the equipment.

THE WARRANTIES AND REPRESENTATIONS OF ATR CONTAINED HEREIN ARE EXPRESSLY IN LIEU OF, AND THE BUYER WAIVES, ANY AND ALL OTHER WARRANTIES EXPRESS OR IMPLIED, INCLUDING THE WARRANTIES OF MERCHANTABILITY AND FITNESS FOR A PARTICULAR PURPOSE, AND ANY OTHER REMEDIES AGAINST ATR, WHETHER BASED UPON CONTRACT, NEGLIGENCE, STRICT LIABILITY OR OTHERWISE. ATR SHALL NOT BE LIABLE FOR ANY CONSEQUENTIAL OR INCIDENTAL DAMAGES OR ECONOMIC LOSS OF ANY NATURE (INCLUDING WITHOUT LIMITATION LOSS OF REVENUES AND/OR PROFITS) THAT MAY BE CLAIMED TO RESULT FROM ANY NEGLIGENCE OR BREACH OF WARRANTY OR CONTRACT BY ATR.

### Exceptions and Exclusions

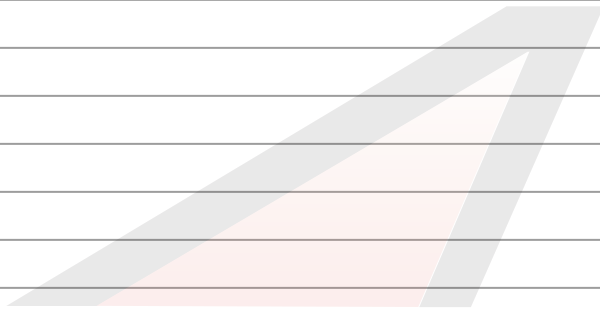
This warranty is issued only to the original purchaser, and is not transferable and applies only to the products installed within the United States of America, its territories and Canada. During the term of any labor warranty, ATR will pay all pre-approved shipping charges incurred in returning defective equipment to ATR and labor costs incurred in the removal and reinstallation of such equipment. Contact ATR before returning any defective equipment or otherwise performing any warranty repairs. ATR assumes no liability for any work or repair performed without its prior approval. After the expiration of any labor warranty, the original purchaser is responsible for all shipping charges incurred in returning defective equipment to ATR and labor for removing and reinstalling such equipment. ATR shall not be responsible for the replacement of expendable items like lamps and fuses or product failure resulting from normal wear and tear, improper installation, misuse, sabotage, abuse, neglect, accident, unauthorized alterations to repair, or other factors beyond the control of ATR. Neither this warranty, nor the liability of ATR may be modified or extended by action of any agent, distributor or other person or by custom or practice.

CALL ATR TOLL FREE AT 1-800-888-5426 IF YOU HAVE ANY QUESTIONS ABOUT THIS WARRANTY OR YOUR ATR PRODUCT.

---

---

**NOTES:**



***Aladdin Temp-Rite***<sup>®</sup>

250 East Main Street, Hendersonville, TN 37075  
1-800-888-8018 • [www.aladdintemprite.com](http://www.aladdintemprite.com) • [info@aladdin-atr.com](mailto:info@aladdin-atr.com)

an Ali Group Company



The Spirit of Excellence