
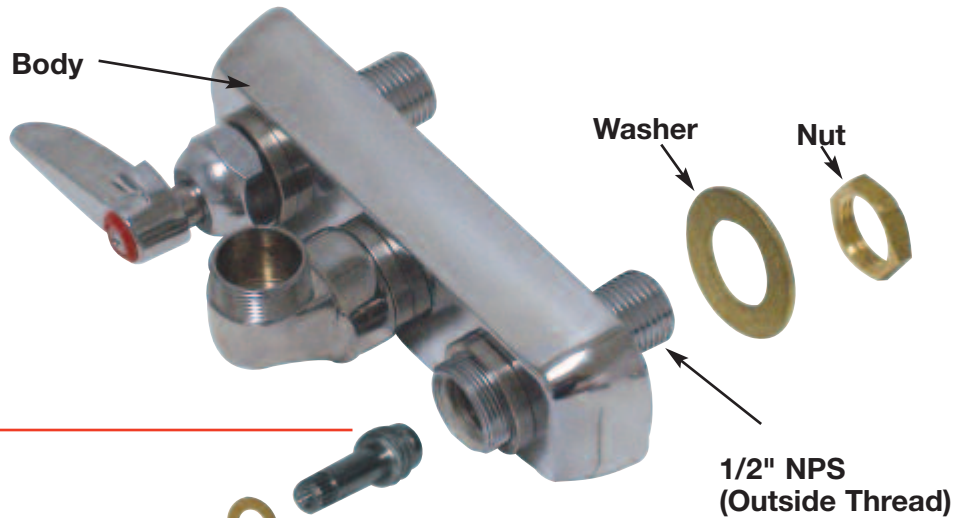


FAUCET PARTS - EXPLODED VIEW

Model: **K-69**



OPTIONAL
Low-Flow Aerator
.5 GPM
K-08



K-00TS Replacement Kit.
When ordering replacement kit,
please specify kit is for a
K-69 Faucet.



FAUCET CONFORMS TO ANSI/NSF STANDARD 61 SECTION 9



HAND SINK PARTS, ACCESSORIES & MODIFICATIONS

Item #: _____

Project #: _____

FAUCETS & REPLACEMENT PARTS

| | | |
|-------------|----------|--|
| <u>QTY.</u> | | |
| _____ | K-00 | Repair Kit for K-50, K-52 and K-59 Faucets |
| _____ | K-01 | Bonnet for Pedal Valve/Knee Valve (K-103 & 104, 7-PS-32 & 7-PS-39 replacement) |
| _____ | K-08 | .5 GPM Low-Flow Aerator |
| _____ | K-12 | Deck Mounted Soap Dispenser |
| _____ | K-13 | Stainless Steel Wall Mounted Soap Dispenser |
| _____ | K-22 | Deck Mounted Faucet |
| _____ | K-47 | Drinking Bubbler |
| _____ | K-52 | Gooseneck - Deck Mounted - Extra Heavy Duty |
| _____ | K-59 | Splash Mounted Gooseneck Faucet - 4" O.C. |
| _____ | K-69 | Splash Mounted Gooseneck Faucet - 4" O.C. (extra heavy duty) |
| _____ | K-121 | Gooseneck Faucet |
| _____ | K-123 | 6" Extended Style Swing Spout Splash Mount Faucet |
| _____ | K-124 | 6" Extended Style Swing Spout Deck Mount Faucet |
| _____ | K-175 | Splash Mounted Hands Free Electronic Faucet (AC/DC Operated) |
| _____ | K-180 | Deck Mounted Hands Free Electronic Faucet (AC/DC Operated) |
| _____ | K-190 | Metered Faucet |
| _____ | K-208 | 6" Extended Style Swing Spout Deck Mount Faucet with Wrist Handles |
| _____ | K-316 | Replacement Wrist Handle Faucet for Splash Mounted Handsinks |
| _____ | K-316-LU | Wrist Handles Only for Splash Mount |
| _____ | K-320-LU | Wrist Handles Only for Deck Mount |
| _____ | K-400 | Hands-Free Wand |

ACCESSORIES & MODIFICATIONS

| | | |
|-------------|----------|--|
| <u>QTY.</u> | | |
| _____ | K-26 | Lever Operated Drain with Overflow & P-Trap |
| _____ | K-103 | Foot Pedal Valve Replacement |
| _____ | K-104 | Knee Valve Replacement |
| _____ | K-170 | Eye Wash Attachment |
| _____ | K-310 | Strainer Basket With Metal Post |
| _____ | K-316-LU | Wrist Handles Only For Splash Mounted Faucets |
| _____ | K-320-LU | Wrist Handles Only For Deck Mounted Faucets |
| _____ | K-410 | Strainer Plate For 7-PS-50 Drain |
| _____ | 7-PS-10 | P-Trap Chrome plated (1-1/2" IPS-17 gauge) |
| _____ | 7-PS-11 | Welded 12" High Side Splash For Units with 10"x14" Bowl and Splash Mounted Faucet |
| _____ | 7-PS-11A | Welded 12" High Side Splash For Units with 9"x9" Bowls |
| _____ | 7-PS-11B | Welded 12" High Side Splash For Units with 10"x14" Bowl and Deck Mounted Faucet |
| _____ | 7-PS-11C | Welded 12" High Side Splash For Units with 16"x14" |
| _____ | 7-PS-11D | Welded 12" High Side Splash For 7-PS-25, 7-PS-26 |
| _____ | 7-PS-11E | Welded 12" High Side Splash For 16"x20" Bowl |
| _____ | 7-PS-12 | Wall Mounted Soap Dispenser |
| _____ | 7-PS-14 | P-Trap Chrome plated (1-1/2" IPS-22 gauge) |
| _____ | 7-PS-15 | Two Welded 12" High Welded Side Splashes For Units with 10"x14" Bowl and Splash Mounted Faucet |
| _____ | 7-PS-15A | Two Welded 12" High Side Splashes For Units with 9"x9" Bowls |

QTY.

| | | |
|-------|----------|--|
| _____ | 7-PS-15B | Two Welded 12" High Side Splashes For Units with 10"x14" Bowl and Deck Mounted Faucet |
| _____ | 7-PS-15C | Two Welded 12" High Side Splashes For Units with 16"x14" |
| _____ | 7-PS-15D | Two Welded 12" High Side Splashes For 7-PS-25, 7-PS-26 |
| _____ | 7-PS-15E | Two Welded 12" High Side Splashes For 16"x20" Bowls |
| _____ | 7-PS-16 | Welded 7-3/4" High Side Splash For Units with 10"x14" Bowl and Splash Mounted Faucet |
| _____ | 7-PS-16A | Welded 7-3/4" High Side Splash For Units with 9"x9" Bowls |
| _____ | 7-PS-16B | Welded 7-3/4" High Side Splash For Units with 10"x14" Bowl and Deck Mounted Faucet |
| _____ | 7-PS-16C | Welded 7-3/4" High Side Splash For Units with 16"x14" Bowls |
| _____ | 7-PS-16D | Welded 7-3/4" High Side Splash For 7-PS-25, 7-PS-26 |
| _____ | 7-PS-17 | Two Welded 7-3/4" High Welded Side Splashes For Units with 10"x14" Bowl and Splash Mounted Faucet |
| _____ | 7-PS-17A | Two Welded 7-3/4" High Side Splashes For Units with 9"x9" Bowls |
| _____ | 7-PS-17B | Two Welded 7-3/4" High Side Splashes For Units with 10"x14" Bowl and Deck Mounted Faucet |
| _____ | 7-PS-17C | Two Welded 7-3/4" High Side Splashes For Units with 16"x14" Bowls |
| _____ | 7-PS-17D | Two Welded 7-3/4" High Side Splashes For 7-PS-25, 7-PS-26 |
| _____ | 7-PS-24 | Tubular Wall Supports |
| _____ | 7-PS-27 | Bolted 7-3/4" High Side Splash For Units with 10"x14" Bowl and Splash Mounted Faucet |
| _____ | 7-PS-27A | Bolted 7-3/4" High Side Splash For Units with 9"x9" Bowls |
| _____ | 7-PS-27B | Bolted 7-3/4" High Side Splash For Units with 10"x14" Bowl and Deck Mounted Faucet |
| _____ | 7-PS-27C | Bolted 7-3/4" High Side Splash For Units with 16"x14" Bowls |
| _____ | 7-PS-27D | Bolted 7-3/4" High Side Splashes For 7-PS-25, 7-PS-26 |
| _____ | 7-PS-27E | Bolted 7-3/4" High Side Splashes For 16"x20" Bowls |
| _____ | 7-PS-29 | Added Trash Receptacle (To Pedestal Base Models 7-PS-33 or 7-PS-37) |
| _____ | 7-PS-31 | Skirt Assembly For Support For 10" x 14" Bowls with Splash Mounted Faucets (Clearance Height: Front - 5-1/4", Back - 7-1/2") |
| _____ | 7-PS-31A | Skirt Assembly For Support For 9" x 9" Bowls (Clearance Height: Front - 5-1/4", Back - 7-1/2") |
| _____ | 7-PS-31B | Skirt Assembly For Support For 10" x 14" Bowls with Deck Mounted Faucets (Clearance Height: Front - 5-1/4", Back - 7-1/2") |
| _____ | 7-PS-32 | Knee Operated Valve Assembly |
| _____ | 7-PS-33 | Pedestal Base With Foot Valve |
| _____ | 7-PS-34 | Towel & Soap Dispenser |
| _____ | 7-PS-35 | Paper Towel Dispenser - Wall Mounted |
| _____ | 7-PS-36 | Side Mounting Wall Brackets For Added Strength |
| _____ | 7-PS-37 | Pedestal Base Only |
| _____ | 7-PS-37B | Pedestal Base For Deck Mounted Faucet |
| _____ | 7-PS-38 | Plastic Replacement Handles |
| _____ | 7-PS-39 | Foot Pedal Assembly with Floor Bracket |
| _____ | 7-PS-92 | Tankless Water Heater for edestal Base Hand Sinks |



Customer Service Available To Assist You 1-800-645-3166 8:30 am - 8:00 pm E.S.T.
 Email Orders To: customer@advancetabco.com. For Smart Fabrication™ Quotes, Email To: smartfab@advancetabco.com or Fax To: 631-586-2933

| | | | |
|--|---------------------------------------|-------------------------------------|--------------------------------------|
| NEW YORK Fax: (631) 242-6900 | GEORGIA Fax: (770) 775-5625 | TEXAS Fax: (972) 932-4795 | NEVADA Fax: (775) 972-1578 |
|--|---------------------------------------|-------------------------------------|--------------------------------------|

Side Splashes For Hand Sinks



Welded



Bolted

(Includes Holes.
Hardware not
included)

7-3/4" High Welded Side Splashes

ONE SIDE SPLASH

| MODEL # |
|---------|
| 7-PS-16 |

| |
|----------|
| 7-PS-16A |
| 7-PS-16B |

| |
|----------|
| 7-PS-16C |
| 7-PS-16D |

TWO SIDE SPLASHES

| MODEL # | DESCRIPTION |
|---------|---|
| 7-PS-17 | Units with 10"x14" Bowl and Splash Mounted Faucet |

| | |
|----------|---|
| 7-PS-17A | Units with 9"x9" Bowls |
| 7-PS-17B | Units with 10"x14" Bowl and Deck Mounted Faucet |

| | |
|----------|------------------------------------|
| 7-PS-17C | Units with 16"x14" & 16"x20" Bowls |
| 7-PS-17D | 7-PS-25, 7-PS-26, 7-PS-75 |

12" High Welded Side Splashes

ONE SIDE SPLASH

| MODEL # |
|---------|
| 7-PS-11 |

| |
|----------|
| 7-PS-11A |
| 7-PS-11B |

| |
|----------|
| 7-PS-11C |
| 7-PS-11D |
| 7-PS-11E |

TWO SIDE SPLASHES

| MODEL # | DESCRIPTION |
|---------|---|
| 7-PS-15 | Units with 10"x14" Bowl and Splash Mounted Faucet |

| | |
|----------|---|
| 7-PS-15A | Units with 9"x9" Bowls |
| 7-PS-15B | Units with 10"x14" Bowl and Deck Mounted Faucet |

| | |
|----------|---------------------------|
| 7-PS-15C | 7-PS-18, 7-PS-30, 7-PS-49 |
| 7-PS-15D | 7-PS-25, 7-PS-26, 7-PS-75 |

| | |
|----------|-------------------------|
| 7-PS-15E | Units with 16"x20" Bowl |
|----------|-------------------------|

7-3/4" High Bolted Side Splashes

ONE SIDE SPLASH

| MODEL # | DESCRIPTION |
|---------|---|
| 7-PS-27 | Units with 10"x14" Bowl and Splash Mounted Faucet |

| | |
|----------|------------------------|
| 7-PS-27A | Units with 9"x9" Bowls |
|----------|------------------------|

| | |
|----------|---|
| 7-PS-27B | Units with 10"x14" Bowl and Deck Mounted Faucet |
|----------|---|

| | |
|----------|------------------------------------|
| 7-PS-27C | Units with 16"x14" & 16"x20" Bowls |
|----------|------------------------------------|

| | |
|----------|---------------------------|
| 7-PS-27D | 7-PS-25, 7-PS-26, 7-PS-75 |
|----------|---------------------------|

| | |
|----------|-------------------------|
| 7-PS-27E | Units with 16"x20" Bowl |
|----------|-------------------------|

Pedestal Bases

For use with 10" x 14" Hand Sink Bowls*
(Sinks Not Included)



With Foot Valve
7-PS-33



Pedestal Base Only
7-PS-37



Plastic Replacement Handles
7-PS-38



Add Trash Receptacle
For 7-PS-33, 7-PS-37 or 7-PS-37B Only
7-PS-29

*Pedestal Base For 7-PS-20 and 7-PS-20-NF Hand Sinks
7-PS-37B

ADVANCE TABCO is constantly engaged in a program of improving our products. Therefore, we reserve the right to change specifications without prior notice.

© ADVANCE TABCO, NOVEMBER 2012

HAND SINK ACCESSORIES

Instant Hot Water on Demand

This unit allows for hand sinks to be installed in remote areas with just a cold water supply and available 30 amp electric power.

There is no delay or wasted water while waiting for hot water to reach the faucet.

Includes Heater & Plumbing Hardware



7-PS-92

Tubular Wall Supports




MODEL # DESCRIPTION

7-PS-24 Units with 10"x14" Bowl and Splash Mounted Faucet

7-PS-24B Units with 10"x14" Bowl and Deck Mounted Faucet

7-PS-24C Units with 16"x14" & 16"x20" Bowls

Side Mounting Wall Brackets For Added Strength



7-PS-36

(includes 2 brackets (Add to price of sink))

Skirt Assembly For Support



7-PS-31

7-PS-31A

7-PS-31B

Fits Hand Sinks with 10" x 14" Bowl and Splash Mounted Faucets

Fits Hand Sinks with 9" x 9" Bowl Only

Fits Hand Sinks with 10" x 14" Bowl and Deck Mounted Faucets

Mirror Highlite Edge For Hand Sinks



7-PS-106

C-Fold Style Paper Towel & Soap Dispenser Wall Mounted Paper Towel Dispenser

Mounts On 17" Wide Hand Sinks Only

7-PS-34



7-PS-35



Removable Utility Tray for Side Splashes

- 8" x 3" x 2 5/16" Tray.
- Tray hem allows to hang from any standard side splash.
- Perforated for water drainage.

7-PS-48



200 Heartland Boulevard, Edgewood, NY 11717-8380

HAND SINK ACCESSORIES

Standard Faucet conforms to NSF 61 Standard 9. An optional faucet upgrade is required for compliance to AB 1953 Standards.

| | | | | |
|--|--|---|---|---|
| <p>EXTRA HEAVY DUTY Splash Mounted Faucet K-69 4" O.C.</p>   | <p>Splash Mounted Faucet K-59 4" O.C.</p>  | <p>Splash Mounted Hands Free Faucet New Design Powered by AC or Battery! K-175</p>  | <p>Deck Mounted Hands Free Faucet New Design Powered by AC or Battery! K-180</p>  | <p>Splash Mounted Gooseneck Spout K-121</p>  |
| <p>Deck Mounted Faucet K-22</p>  | <p>Splash Mounted 6" Extended Faucet K-123</p>  | <p>Deck Mounted 6" Extended Faucet K-124</p>  | <p>Deck Mounted 6" Extended Faucet with Wrist Handles K-208</p>  | <p>Replacement Wrist Handle Faucet for Splash Mounted Handsink Faucets K-316</p>  |
| <p>Wrist Handles Only For Splash Mount K-316-LU</p>  <p>For Deck Mount K-320-LU</p>  <p>For 7-PS-20, 7-PS-22, 7-PS-83 & 7-PS-88 hand sinks.</p> | <p>Metered Faucet K-190</p>  | <p>Hands-Free Wand NEW! K-400 (Spout not included)</p>  | <p>Foot Pedal Assembly w/ Floor Bracket 7-PS-39</p>  <p>Foot Pedal Valve Replacement K-103 Combo, H/C Single Pedal</p>  | <p>Knee Valve Replacement K-104</p>  <p>Knee Valve Assembly w/ Mounting Bracket 7-PS-32</p>  |
| <p>Bonnet for Pedal Valve/ Knee Valve (K-103 & K-104, 7-PS-32 & 7-PS-39 replacement) K-01</p>  | <p>Eye Wash Attachment K-170</p>  | <p>Chrome Plated P-Trap 7-PS-14 1-1/2" IPS 22 Gauge</p>  <p>Heavy Duty 7-PS-10 1-1/2" IPS 17 Gauge</p> | <p>3-1/2" Basket Drain Assembly K-6 1-1/2" IPS</p>  <p>Replacement Drain For K-6 K-310</p>  | <p>Replacement Strainer Plate for 3-1/2" Drain K-410</p>  |
| <p>Replacement Lever Drain w/ overflow & P-trap K-26</p>  | <p>Punch For Single Hole Deck Mount Faucet (Faucet not included) K-71</p>  <p>Punch For 8" O.C. Faucet Holes K-70</p>  | <p>Repair Kit for K-22, K-50, K-52 and K-59 K-00</p>  <p>Repair Kit can only be used on faucets purchased after 12/03</p> | <p>SOAP DISPENSERS</p> <p>Wall Mounted Soap Dispensers</p>  <p>7-PS-12 K-13</p> <p>Deck Mounted Soap Dispenser</p>  <p>K-12</p> | |



200 Heartland Boulevard, Edgewood, NY 11717-8380

ADVANCE TABCO is constantly engaged in a program of improving our products. Therefore, we reserve the right to change specifications without prior notice.

© ADVANCE TABCO, AUGUST 2012