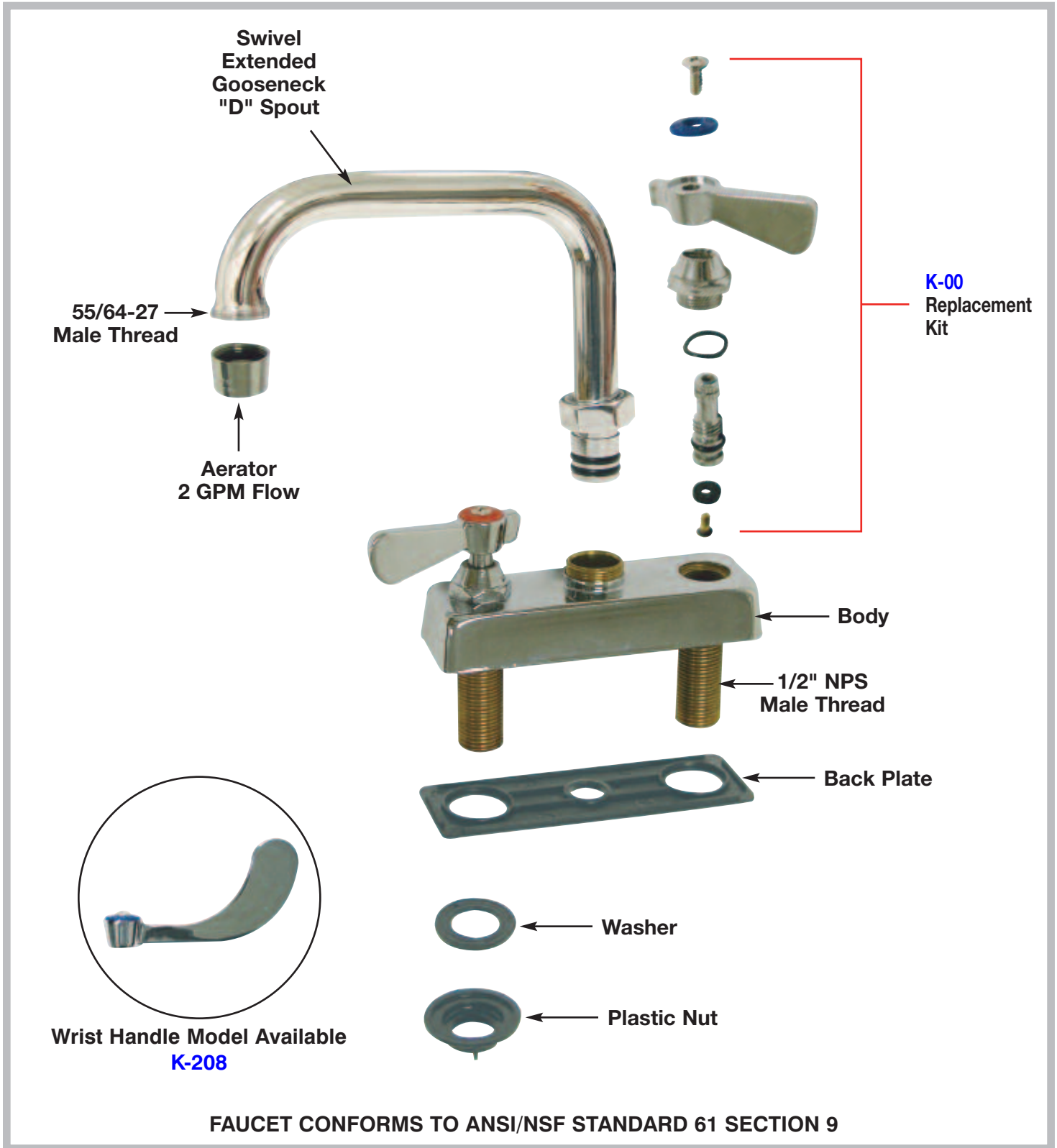



# FAUCET PARTS - EXPLODED VIEW

## Model: **K-124**



**FAUCET CONFORMS TO ANSI/NSF STANDARD 61 SECTION 9**

 <p><b>ADVANCE TABCO</b> SMART FABRICATION™ www.advancetabco.com</p>	<p><b>Customer Service Available To Assist You 1-800-645-3166 8:30 am - 8:00 pm E.S.T.</b></p> <p>Email Orders To: <a href="mailto:customer@advancetabco.com">customer@advancetabco.com</a>. For Smart Fabrication™ Quotes, Email To: <a href="mailto:smartfab@advancetabco.com">smartfab@advancetabco.com</a> or Fax To: 631-586-2933</p>			
	<p><b>NEW YORK</b> Fax: (631) 242-6900</p>	<p><b>GEORGIA</b> Fax: (770) 775-5625</p>	<p><b>TEXAS</b> Fax: (972) 932-4795</p>	<p><b>NEVADA</b> Fax: (775) 972-1578</p>



# FAUCET PARTS - EXPLODED VIEW

## Model # **K-00**: Handle Replacement Kit

For Faucets: K-1, K-11, K-22, **K-50, K-52, K-59, K-101, K-119, K-123, K-124**

(NOTE: Repair kit can only be used on faucets purchased after 12/2003)



**Spout and Base Not Included.  
Please Contact Factory.**

**Kit Includes Hot & Cold Stems**

**NOTE:  
Hot Stem is LEFT HAND THREAD  
for installation**



**Customer Service Available To Assist You 1-800-645-3166 8:30 am - 8:00 pm E.S.T.**

Email Orders To: [customer@advancetabco.com](mailto:customer@advancetabco.com). For Smart Fabrication™ Quotes, Email To: [smartfab@advancetabco.com](mailto:smartfab@advancetabco.com) or Fax To: 631-586-2933

**NEW YORK**

Fax: (631) 242-6900

**GEORGIA**

Fax: (770) 775-5625

**TEXAS**

Fax: (972) 932-4795

**NEVADA**

Fax: (775) 972-1578



# HAND SINK PARTS, ACCESSORIES & MODIFICATIONS

Item #: \_\_\_\_\_

Project #: \_\_\_\_\_

## FAUCETS & REPLACEMENT PARTS

<u>QTY.</u>		
_____	K-00	Repair Kit for K-50, K-52 and K-59 Faucets
_____	K-01	Bonnet for Pedal Valve/Knee Valve (K-103 & 104, 7-PS-32 & 7-PS-39 replacement)
_____	K-08	.5 GPM Low-Flow Aerator
_____	K-12	Deck Mounted Soap Dispenser
_____	K-13	Stainless Steel Wall Mounted Soap Dispenser
_____	K-22	Deck Mounted Faucet
_____	K-47	Drinking Bubbler
_____	K-52	Gooseneck - Deck Mounted - Extra Heavy Duty
_____	K-59	Splash Mounted Gooseneck Faucet - 4" O.C.
_____	K-69	Splash Mounted Gooseneck Faucet - 4" O.C. (extra heavy duty)
_____	K-121	Gooseneck Faucet
_____	K-123	6" Extended Style Swing Spout Splash Mount Faucet
_____	K-124	6" Extended Style Swing Spout Deck Mount Faucet
_____	K-175	Splash Mounted Hands Free Electronic Faucet (AC/DC Operated)
_____	K-180	Deck Mounted Hands Free Electronic Faucet (AC/DC Operated)
_____	K-190	Metered Faucet
_____	K-208	6" Extended Style Swing Spout Deck Mount Faucet with Wrist Handles
_____	K-316	Replacement Wrist Handle Faucet for Splash Mounted Handsinks
_____	K-316-LU	Wrist Handles Only for Splash Mount
_____	K-320-LU	Wrist Handles Only for Deck Mount
_____	K-400	Hands-Free Wand

## ACCESSORIES & MODIFICATIONS

<u>QTY.</u>		
_____	K-26	Lever Operated Drain with Overflow & P-Trap
_____	K-103	Foot Pedal Valve Replacement
_____	K-104	Knee Valve Replacement
_____	K-170	Eye Wash Attachment
_____	K-310	Strainer Basket With Metal Post
_____	K-316-LU	Wrist Handles Only For Splash Mounted Faucets
_____	K-320-LU	Wrist Handles Only For Deck Mounted Faucets
_____	K-410	Strainer Plate For 7-PS-50 Drain
_____	7-PS-10	P-Trap Chrome plated (1-1/2" IPS-17 gauge)
_____	7-PS-11	Welded 12" High Side Splash For Units with 10"x14" Bowl and Splash Mounted Faucet
_____	7-PS-11A	Welded 12" High Side Splash For Units with 9"x9" Bowls
_____	7-PS-11B	Welded 12" High Side Splash For Units with 10"x14" Bowl and Deck Mounted Faucet
_____	7-PS-11C	Welded 12" High Side Splash For Units with 16"x14"
_____	7-PS-11D	Welded 12" High Side Splash For 7-PS-25, 7-PS-26
_____	7-PS-11E	Welded 12" High Side Splash For 16"x20" Bowl
_____	7-PS-12	Wall Mounted Soap Dispenser
_____	7-PS-14	P-Trap Chrome plated (1-1/2" IPS-22 gauge)
_____	7-PS-15	Two Welded 12" High Welded Side Splashes For Units with 10"x14" Bowl and Splash Mounted Faucet
_____	7-PS-15A	Two Welded 12" High Side Splashes For Units with 9"x9" Bowls

QTY.

_____	7-PS-15B	Two Welded 12" High Side Splashes For Units with 10"x14" Bowl and Deck Mounted Faucet
_____	7-PS-15C	Two Welded 12" High Side Splashes For Units with 16"x14"
_____	7-PS-15D	Two Welded 12" High Side Splashes For 7-PS-25, 7-PS-26
_____	7-PS-15E	Two Welded 12" High Side Splashes For 16"x20" Bowls
_____	7-PS-16	Welded 7-3/4" High Side Splash For Units with 10"x14" Bowl and Splash Mounted Faucet
_____	7-PS-16A	Welded 7-3/4" High Side Splash For Units with 9"x9" Bowls
_____	7-PS-16B	Welded 7-3/4" High Side Splash For Units with 10"x14" Bowl and Deck Mounted Faucet
_____	7-PS-16C	Welded 7-3/4" High Side Splash For Units with 16"x14" Bowls
_____	7-PS-16D	Welded 7-3/4" High Side Splash For 7-PS-25, 7-PS-26
_____	7-PS-17	Two Welded 7-3/4" High Welded Side Splashes For Units with 10"x14" Bowl and Splash Mounted Faucet
_____	7-PS-17A	Two Welded 7-3/4" High Side Splashes For Units with 9"x9" Bowls
_____	7-PS-17B	Two Welded 7-3/4" High Side Splashes For Units with 10"x14" Bowl and Deck Mounted Faucet
_____	7-PS-17C	Two Welded 7-3/4" High Side Splashes For Units with 16"x14" Bowls
_____	7-PS-17D	Two Welded 7-3/4" High Side Splashes For 7-PS-25, 7-PS-26
_____	7-PS-24	Tubular Wall Supports
_____	7-PS-27	Bolted 7-3/4" High Side Splash For Units with 10"x14" Bowl and Splash Mounted Faucet
_____	7-PS-27A	Bolted 7-3/4" High Side Splash For Units with 9"x9" Bowls
_____	7-PS-27B	Bolted 7-3/4" High Side Splash For Units with 10"x14" Bowl and Deck Mounted Faucet
_____	7-PS-27C	Bolted 7-3/4" High Side Splash For Units with 16"x14" Bowls
_____	7-PS-27D	Bolted 7-3/4" High Side Splashes For 7-PS-25, 7-PS-26
_____	7-PS-27E	Bolted 7-3/4" High Side Splashes For 16"x20" Bowls
_____	7-PS-29	Added Trash Receptacle (To Pedestal Base Models 7-PS-33 or 7-PS-37)
_____	7-PS-31	Skirt Assembly For Support For 10" x 14" Bowls with Splash Mounted Faucets (Clearance Height: Front - 5-1/4", Back - 7-1/2")
_____	7-PS-31A	Skirt Assembly For Support For 9" x 9" Bowls (Clearance Height: Front - 5-1/4", Back - 7-1/2")
_____	7-PS-31B	Skirt Assembly For Support For 10" x 14" Bowls with Deck Mounted Faucets (Clearance Height: Front - 5-1/4", Back - 7-1/2")
_____	7-PS-32	Knee Operated Valve Assembly
_____	7-PS-33	Pedestal Base With Foot Valve
_____	7-PS-34	Towel & Soap Dispenser
_____	7-PS-35	Paper Towel Dispenser - Wall Mounted
_____	7-PS-36	Side Mounting Wall Brackets For Added Strength
_____	7-PS-37	Pedestal Base Only
_____	7-PS-37B	Pedestal Base For Deck Mounted Faucet
_____	7-PS-38	Plastic Replacement Handles
_____	7-PS-39	Foot Pedal Assembly with Floor Bracket
_____	7-PS-92	Tankless Water Heater for edestal Base Hand Sinks



Customer Service Available To Assist You **1-800-645-3166** 8:30 am - 8:00 pm E.S.T.

Email Orders To: [customer@advancetabco.com](mailto:customer@advancetabco.com). For Smart Fabrication™ Quotes, Email To: [smartfab@advancetabco.com](mailto:smartfab@advancetabco.com) or Fax To: 631-586-2933

**NEW YORK**  
Fax: (631) 242-6900

**GEORGIA**  
Fax: (770) 775-5625

**TEXAS**  
Fax: (972) 932-4795

**NEVADA**  
Fax: (775) 972-1578

## Side Splashes For Hand Sinks



**Welded**



**Bolted**

(Includes Holes.  
Hardware not  
included)

### 7-3/4" High Welded Side Splashes

#### ONE SIDE SPLASH

MODEL #
7-PS-16

7-PS-16A
7-PS-16B

7-PS-16C
7-PS-16D

#### TWO SIDE SPLASHES

MODEL #	DESCRIPTION
7-PS-17	Units with 10"x14" Bowl and Splash Mounted Faucet

7-PS-17A	Units with 9"x9" Bowls
7-PS-17B	Units with 10"x14" Bowl and Deck Mounted Faucet

7-PS-17C	Units with 16"x14" & 16"x20" Bowls
7-PS-17D	7-PS-25, 7-PS-26, 7-PS-75

### 12" High Welded Side Splashes

#### ONE SIDE SPLASH

MODEL #
7-PS-11

7-PS-11A
7-PS-11B

7-PS-11C
7-PS-11D
7-PS-11E

#### TWO SIDE SPLASHES

MODEL #	DESCRIPTION
7-PS-15	Units with 10"x14" Bowl and Splash Mounted Faucet

7-PS-15A	Units with 9"x9" Bowls
7-PS-15B	Units with 10"x14" Bowl and Deck Mounted Faucet

7-PS-15C	7-PS-18, 7-PS-30, 7-PS-49
7-PS-15D	7-PS-25, 7-PS-26, 7-PS-75

7-PS-15E	Units with 16"x20" Bowl
----------	-------------------------

### 7-3/4" High Bolted Side Splashes

#### ONE SIDE SPLASH

MODEL #	DESCRIPTION
7-PS-27	Units with 10"x14" Bowl and Splash Mounted Faucet

7-PS-27A	Units with 9"x9" Bowls
----------	------------------------

7-PS-27B	Units with 10"x14" Bowl and Deck Mounted Faucet
----------	---

7-PS-27C	Units with 16"x14" & 16"x20" Bowls
----------	------------------------------------

7-PS-27D	7-PS-25, 7-PS-26, 7-PS-75
----------	---------------------------

7-PS-27E	Units with 16"x20" Bowl
----------	-------------------------

## Pedestal Bases

For use with 10" x 14" Hand Sink Bowls\*  
(Sinks Not Included)



With Foot Valve  
7-PS-33



Pedestal Base Only  
7-PS-37



Plastic Replacement Handles  
7-PS-38



Add Trash Receptacle  
For 7-PS-33, 7-PS-37 or 7-PS-37B Only  
7-PS-29

\*Pedestal Base For 7-PS-20 and 7-PS-20-NF Hand Sinks  
7-PS-37B

ADVANCE TABCO is constantly engaged in a program of improving our products. Therefore, we reserve the right to change specifications without prior notice.

© ADVANCE TABCO, NOVEMBER 2012

## HAND SINK ACCESSORIES

### Instant Hot Water on Demand

This unit allows for hand sinks to be installed in remote areas with just a cold water supply and available 30 amp electric power.

There is no delay or wasted water while waiting for hot water to reach the faucet.

Includes Heater & Plumbing Hardware



7-PS-92

### Tubular Wall Supports




#### MODEL # DESCRIPTION

7-PS-24 Units with 10"x14" Bowl and Splash Mounted Faucet

7-PS-24B Units with 10"x14" Bowl and Deck Mounted Faucet

7-PS-24C Units with 16"x14" & 16"x20" Bowls

### Side Mounting Wall Brackets For Added Strength



7-PS-36

(includes 2 brackets (Add to price of sink))

### Skirt Assembly For Support



7-PS-31

7-PS-31A

7-PS-31B

Fits Hand Sinks with 10" x 14" Bowl and Splash Mounted Faucets

Fits Hand Sinks with 9" x 9" Bowl Only

Fits Hand Sinks with 10" x 14" Bowl and Deck Mounted Faucets

### Mirror Highlite Edge For Hand Sinks



7-PS-106

### C-Fold Style Paper Towel & Soap Dispenser Wall Mounted Paper Towel Dispenser

Mounts On 17" Wide Hand Sinks Only

7-PS-34



7-PS-35



### Removable Utility Tray for Side Splashes

- 8" x 3" x 2 5/16" Tray.
- Tray hem allows to hang from any standard side splash.
- Perforated for water drainage.

7-PS-48



200 Heartland Boulevard, Edgewood, NY 11717-8380

# HAND SINK ACCESSORIES

Standard Faucet conforms to NSF 61 Standard 9. An optional faucet upgrade is required for compliance to AB 1953 Standards.

<p><b>EXTRA HEAVY DUTY Splash Mounted Faucet</b> K-69 4" O.C.</p> 	<p><b>Splash Mounted Faucet</b> K-59 4" O.C.</p> 	<p><b>Splash Mounted Hands Free Faucet</b> <b>New Design</b> Powered by AC or Battery! K-175</p> 	<p><b>Deck Mounted Hands Free Faucet</b> <b>New Design</b> Powered by AC or Battery! K-180</p> 	<p><b>Splash Mounted Gooseneck Spout</b> K-121</p> 
<p><b>Deck Mounted Faucet</b> K-22</p> 	<p><b>Splash Mounted 6" Extended Faucet</b> K-123</p> 	<p><b>Deck Mounted 6" Extended Faucet</b> K-124</p> 	<p><b>Deck Mounted 6" Extended Faucet with Wrist Handles</b> K-208</p> 	<p><b>Replacement Wrist Handle Faucet for Splash Mounted Handsink Faucets</b> K-316</p> 
<p><b>Wrist Handles Only For Splash Mount</b> K-316-LU</p>  <p><b>For Deck Mount</b> K-320-LU</p>  <p>For 7-PS-20, 7-PS-22, 7-PS-83 &amp; 7-PS-88 hand sinks.</p>	<p><b>Metered Faucet</b> K-190</p> 	<p><b>Hands-Free Wand</b> <b>NEW!</b> K-400 (Spout not included)</p> 	<p><b>Foot Pedal Assembly w/ Floor Bracket</b> 7-PS-39</p>  <p><b>Foot Pedal Valve Replacement</b> K-103 Combo, H/C Single Pedal</p> 	<p><b>Knee Valve Replacement</b> K-104</p>  <p><b>Knee Valve Assembly w/ Mounting Bracket</b> 7-PS-32</p> 
<p><b>Bonnet for Pedal Valve/ Knee Valve</b> (K-103 &amp; K-104, 7-PS-32 &amp; 7-PS-39 replacement) K-01</p> 	<p><b>Eye Wash Attachment</b> K-170</p> 	<p><b>Chrome Plated P-Trap</b> 7-PS-14 1-1/2" IPS 22 Gauge</p>  <p>Heavy Duty 7-PS-10 1-1/2" IPS 17 Gauge</p>	<p><b>3-1/2" Basket Drain Assembly</b> K-6 1-1/2" IPS</p>  <p><b>Replacement Drain For K-6</b> K-310</p> 	<p><b>Replacement Strainer Plate for 3-1/2" Drain</b> K-410</p> 
<p><b>Replacement Lever Drain w/ overflow &amp; P-trap</b> K-26</p> 	<p><b>Punch For Single Hole Deck Mount Faucet</b> (Faucet not included) K-71</p>  <p><b>Punch For 8" O.C. Faucet Holes</b> K-70</p> 	<p><b>Repair Kit for K-22, K-50, K-52 and K-59</b> K-00</p>  <p>Repair Kit can only be used on faucets purchased after 12/03</p>	<p><b>SOAP DISPENSERS</b></p> <p><b>Wall Mounted Soap Dispensers</b></p>  <p>7-PS-12 K-13</p> <p><b>Deck Mounted Soap Dispenser</b></p>  <p>K-12</p>	



200 Heartland Boulevard, Edgewood, NY 11717-8380

ADVANCE TABCO is constantly engaged in a program of improving our products. Therefore, we reserve the right to change specifications without prior notice.

© ADVANCE TABCO, AUGUST 2012