


FAUCET PARTS - EXPLODED VIEW

For Model: **K-121**





HAND SINK PARTS, ACCESSORIES & MODIFICATIONS

Item #: _____

Project #: _____

FAUCETS & REPLACEMENT PARTS

<u>QTY.</u>		
_____	K-00	Repair Kit for K-50, K-52 and K-59 Faucets
_____	K-01	Bonnet for Pedal Valve/Knee Valve (K-103 & 104, 7-PS-32 & 7-PS-39 replacement)
_____	K-08	.5 GPM Low-Flow Aerator
_____	K-12	Deck Mounted Soap Dispenser
_____	K-13	Stainless Steel Wall Mounted Soap Dispenser
_____	K-22	Deck Mounted Faucet
_____	K-47	Drinking Bubbler
_____	K-52	Gooseneck - Deck Mounted - Extra Heavy Duty
_____	K-59	Splash Mounted Gooseneck Faucet - 4" O.C.
_____	K-69	Splash Mounted Gooseneck Faucet - 4" O.C. (extra heavy duty)
_____	K-121	Gooseneck Faucet
_____	K-123	6" Extended Style Swing Spout Splash Mount Faucet
_____	K-124	6" Extended Style Swing Spout Deck Mount Faucet
_____	K-175	Splash Mounted Hands Free Electronic Faucet (AC/DC Operated)
_____	K-180	Deck Mounted Hands Free Electronic Faucet (AC/DC Operated)
_____	K-190	Metered Faucet
_____	K-208	6" Extended Style Swing Spout Deck Mount Faucet with Wrist Handles
_____	K-316	Replacement Wrist Handle Faucet for Splash Mounted Handsinks
_____	K-316-LU	Wrist Handles Only for Splash Mount
_____	K-320-LU	Wrist Handles Only for Deck Mount
_____	K-400	Hands-Free Wand

ACCESSORIES & MODIFICATIONS

<u>QTY.</u>		
_____	K-26	Lever Operated Drain with Overflow & P-Trap
_____	K-103	Foot Pedal Valve Replacement
_____	K-104	Knee Valve Replacement
_____	K-170	Eye Wash Attachment
_____	K-310	Strainer Basket With Metal Post
_____	K-316-LU	Wrist Handles Only For Splash Mounted Faucets
_____	K-320-LU	Wrist Handles Only For Deck Mounted Faucets
_____	K-410	Strainer Plate For 7-PS-50 Drain
_____	7-PS-10	P-Trap Chrome plated (1-1/2" IPS-17 gauge)
_____	7-PS-11	Welded 12" High Side Splash For Units with 10"x14" Bowl and Splash Mounted Faucet
_____	7-PS-11A	Welded 12" High Side Splash For Units with 9"x9" Bowls
_____	7-PS-11B	Welded 12" High Side Splash For Units with 10"x14" Bowl and Deck Mounted Faucet
_____	7-PS-11C	Welded 12" High Side Splash For Units with 16"x14"
_____	7-PS-11D	Welded 12" High Side Splash For 7-PS-25, 7-PS-26
_____	7-PS-11E	Welded 12" High Side Splash For 16"x20" Bowl
_____	7-PS-12	Wall Mounted Soap Dispenser
_____	7-PS-14	P-Trap Chrome plated (1-1/2" IPS-22 gauge)
_____	7-PS-15	Two Welded 12" High Welded Side Splashes For Units with 10"x14" Bowl and Splash Mounted Faucet
_____	7-PS-15A	Two Welded 12" High Side Splashes For Units with 9"x9" Bowls

QTY.

_____	7-PS-15B	Two Welded 12" High Side Splashes For Units with 10"x14" Bowl and Deck Mounted Faucet
_____	7-PS-15C	Two Welded 12" High Side Splashes For Units with 16"x14"
_____	7-PS-15D	Two Welded 12" High Side Splashes For 7-PS-25, 7-PS-26
_____	7-PS-15E	Two Welded 12" High Side Splashes For 16"x20" Bowls
_____	7-PS-16	Welded 7-3/4" High Side Splash For Units with 10"x14" Bowl and Splash Mounted Faucet
_____	7-PS-16A	Welded 7-3/4" High Side Splash For Units with 9"x9" Bowls
_____	7-PS-16B	Welded 7-3/4" High Side Splash For Units with 10"x14" Bowl and Deck Mounted Faucet
_____	7-PS-16C	Welded 7-3/4" High Side Splash For Units with 16"x14" Bowls
_____	7-PS-16D	Welded 7-3/4" High Side Splash For 7-PS-25, 7-PS-26
_____	7-PS-17	Two Welded 7-3/4" High Welded Side Splashes For Units with 10"x14" Bowl and Splash Mounted Faucet
_____	7-PS-17A	Two Welded 7-3/4" High Side Splashes For Units with 9"x9" Bowls
_____	7-PS-17B	Two Welded 7-3/4" High Side Splashes For Units with 10"x14" Bowl and Deck Mounted Faucet
_____	7-PS-17C	Two Welded 7-3/4" High Side Splashes For Units with 16"x14" Bowls
_____	7-PS-17D	Two Welded 7-3/4" High Side Splashes For 7-PS-25, 7-PS-26
_____	7-PS-24	Tubular Wall Supports
_____	7-PS-27	Bolted 7-3/4" High Side Splash For Units with 10"x14" Bowl and Splash Mounted Faucet
_____	7-PS-27A	Bolted 7-3/4" High Side Splash For Units with 9"x9" Bowls
_____	7-PS-27B	Bolted 7-3/4" High Side Splash For Units with 10"x14" Bowl and Deck Mounted Faucet
_____	7-PS-27C	Bolted 7-3/4" High Side Splash For Units with 16"x14" Bowls
_____	7-PS-27D	Bolted 7-3/4" High Side Splashes For 7-PS-25, 7-PS-26
_____	7-PS-27E	Bolted 7-3/4" High Side Splashes For 16"x20" Bowls
_____	7-PS-29	Added Trash Receptacle (To Pedestal Base Models 7-PS-33 or 7-PS-37)
_____	7-PS-31	Skirt Assembly For Support For 10" x 14" Bowls with Splash Mounted Faucets (Clearance Height: Front - 5-1/4", Back - 7-1/2")
_____	7-PS-31A	Skirt Assembly For Support For 9" x 9" Bowls (Clearance Height: Front - 5-1/4", Back - 7-1/2")
_____	7-PS-31B	Skirt Assembly For Support For 10" x 14" Bowls with Deck Mounted Faucets (Clearance Height: Front - 5-1/4", Back - 7-1/2")
_____	7-PS-32	Knee Operated Valve Assembly
_____	7-PS-33	Pedestal Base With Foot Valve
_____	7-PS-34	Towel & Soap Dispenser
_____	7-PS-35	Paper Towel Dispenser - Wall Mounted
_____	7-PS-36	Side Mounting Wall Brackets For Added Strength
_____	7-PS-37	Pedestal Base Only
_____	7-PS-37B	Pedestal Base For Deck Mounted Faucet
_____	7-PS-38	Plastic Replacement Handles
_____	7-PS-39	Foot Pedal Assembly with Floor Bracket
_____	7-PS-92	Tankless Water Heater for edestal Base Hand Sinks



Customer Service Available To Assist You 1-800-645-3166 8:30 am - 8:00 pm E.S.T.
 Email Orders To: customer@advancetabco.com. For Smart Fabrication™ Quotes, Email To: smartfab@advancetabco.com or Fax To: 631-586-2933

NEW YORK Fax: (631) 242-6900	GEORGIA Fax: (770) 775-5625	TEXAS Fax: (972) 932-4795	NEVADA Fax: (775) 972-1578
--	---------------------------------------	-------------------------------------	--------------------------------------

HAND SINK ACCESSORIES

Side Splashes For Hand Sinks



Welded



Bolted

(Includes Holes.
Hardware not included)

7-3/4" High Welded Side Splashes

ONE SIDE SPLASH		TWO SIDE SPLASHES	
MODEL #		MODEL #	DESCRIPTION
7-PS-16		7-PS-17	Units with 10"x14" Bowl and Splash Mounted Faucet
7-PS-16A		7-PS-17A	Units with 9"x9" Bowls
7-PS-16B		7-PS-17B	Units with 10"x14" Bowl and Deck Mounted Faucet
7-PS-16C		7-PS-17C	Units with 16"x14" & 16"x20" Bowls
7-PS-16D		7-PS-17D	7-PS-25, 7-PS-26, 7-PS-75

12" High Welded Side Splashes

ONE SIDE SPLASH		TWO SIDE SPLASHES	
MODEL #		MODEL #	DESCRIPTION
7-PS-11		7-PS-15	Units with 10"x14" Bowl and Splash Mounted Faucet
7-PS-11A		7-PS-15A	Units with 9"x9" Bowls
7-PS-11B		7-PS-15B	Units with 10"x14" Bowl and Deck Mounted Faucet
7-PS-11C		7-PS-15C	7-PS-18, 7-PS-30, 7-PS-49
7-PS-11D		7-PS-15D	7-PS-25, 7-PS-26, 7-PS-75
7-PS-11E		7-PS-15E	Units with 16"x20" Bowl

7-3/4" High Bolted Side Splashes

ONE SIDE SPLASH	
MODEL #	DESCRIPTION
7-PS-27	Units with 10"x14" Bowl and Splash Mounted Faucet
7-PS-27A	Units with 9"x9" Bowls
7-PS-27B	Units with 10"x14" Bowl and Deck Mounted Faucet
7-PS-27C	Units with 16"x14" & 16"x20" Bowls
7-PS-27D	7-PS-25, 7-PS-26, 7-PS-75
7-PS-27E	Units with 16"x20" Bowl

Pedestal Bases

For use with 10" x 14" Hand Sink Bowls*
(Sinks Not Included)



With Foot Valve
7-PS-33



Pedestal Base Only
7-PS-37



Plastic Replacement Handles
7-PS-38



Add Trash Receptacle
For 7-PS-33, 7-PS-37 or 7-PS-37B Only
7-PS-29

*Pedestal Base For 7-PS-20 and 7-PS-20-NF Hand Sinks
7-PS-37B

ADVANCE TABCO is constantly engaged in a program of improving our products. Therefore, we reserve the right to change specifications without prior notice.

© ADVANCE TABCO, NOVEMBER 2012

Instant Hot Water on Demand

This unit allows for hand sinks to be installed in remote areas with just a cold water supply and available 30 amp electric power.

There is no delay or wasted water while waiting for hot water to reach the faucet.

Includes Heater & Plumbing Hardware



7-PS-92


Tubular Wall Supports



MODEL #	DESCRIPTION
7-PS-24	Units with 10"x14" Bowl and Splash Mounted Faucet
7-PS-24B	Units with 10"x14" Bowl and Deck Mounted Faucet
7-PS-24C	Units with 16"x14" & 16"x20" Bowls

Side Mounting Wall Brackets For Added Strength

7-PS-36
(includes 2 brackets (Add to price of sink))



Skirt Assembly For Support

7-PS-31 7-PS-31A 7-PS-31B

Fits Hand Sinks with 10" x 14" Bowl and Splash Mounted Faucets

Fits Hand Sinks with 9" x 9" Bowl Only

Fits Hand Sinks with 10" x 14" Bowl and Deck Mounted Faucets



Mirror Highlite Edge For Hand Sinks

7-PS-106



C-Fold Style Paper Towel & Soap Dispenser Wall Mounted Paper Towel Dispenser

Mounts On 17" Wide Hand Sinks Only

7-PS-34



7-PS-35



Removable Utility Tray for Side Splashes

- 8" x 3" x 2 5/16" Tray.
- Tray hem allows to hang from any standard side splash.
- Perforated for water drainage.






7-PS-48



200 Heartland Boulevard, Edgewood, NY 11717-8380

HAND SINK ACCESSORIES

Standard Faucet conforms to NSF 61 Standard 9. An optional faucet upgrade is required for compliance to AB 1953 Standards.

<p>EXTRA HEAVY DUTY Splash Mounted Faucet K-69 4" O.C.</p>  	<p>Splash Mounted Faucet K-59 4" O.C.</p> 	<p>Splash Mounted Hands Free Faucet New Design Powered by AC or Battery! K-175</p> 	<p>Deck Mounted Hands Free Faucet New Design Powered by AC or Battery! K-180</p> 	<p>Splash Mounted Gooseneck Spout K-121</p> 
<p>Deck Mounted Faucet K-22</p> 	<p>Splash Mounted 6" Extended Faucet K-123</p> 	<p>Deck Mounted 6" Extended Faucet K-124</p> 	<p>Deck Mounted 6" Extended Faucet with Wrist Handles K-208</p> 	<p>Replacement Wrist Handle Faucet for Splash Mounted Handsink Faucets K-316</p> 
<p>Wrist Handles Only For Splash Mount K-316-LU For Deck Mount K-320-LU</p>   <p>For 7-PS-20, 7-PS-22, 7-PS-83 & 7-PS-88 hand sinks.</p>	<p>Metered Faucet K-190</p> 	<p>Hands-Free Wand NEW! K-400 (Spout not included)</p> 	<p>Foot Pedal Assembly w/ Floor Bracket 7-PS-39 Foot Pedal Valve Replacement K-103 Combo, H/C Single Pedal</p>  	<p>Knee Valve Replacement K-104 Knee Valve Assembly w/ Mounting Bracket 7-PS-32</p>  
<p>Bonnet for Pedal Valve/ Knee Valve (K-103 & K-104, 7-PS-32 & 7-PS-39 replacement) K-01</p> 	<p>Eye Wash Attachment K-170</p> 	<p>Chrome Plated P-Trap 7-PS-14 1-1/2" IPS 22 Gauge Heavy Duty 7-PS-10 1-1/2" IPS 17 Gauge</p> 	<p>3-1/2" Basket Drain Assembly K-6 1-1/2" IPS Replacement Drain For K-6 K-310</p>  	<p>Replacement Strainer Plate for 3-1/2" Drain K-410</p> 
<p>Replacement Lever Drain w/ overflow & P-trap K-26</p> 	<p>Punch For Single Hole Deck Mount Faucet (Faucet not included) K-71 Punch For 8" O.C. Faucet Holes K-70</p>  	<p>Repair Kit for K-22, K-50, K-52 and K-59 K-00</p>  <p>Repair Kit can only be used on faucets purchased after 12/03</p>	<p>SOAP DISPENSERS</p> <p>Wall Mounted Soap Dispensers 7-PS-12 K-13</p>  <p>Deck Mounted Soap Dispenser K-12</p> 	



200 Heartland Boulevard, Edgewood, NY 11717-8380

ADVANCE TABCO is constantly engaged in a program of improving our products. Therefore, we reserve the right to change specifications without prior notice.

© ADVANCE TABCO, AUGUST 2012