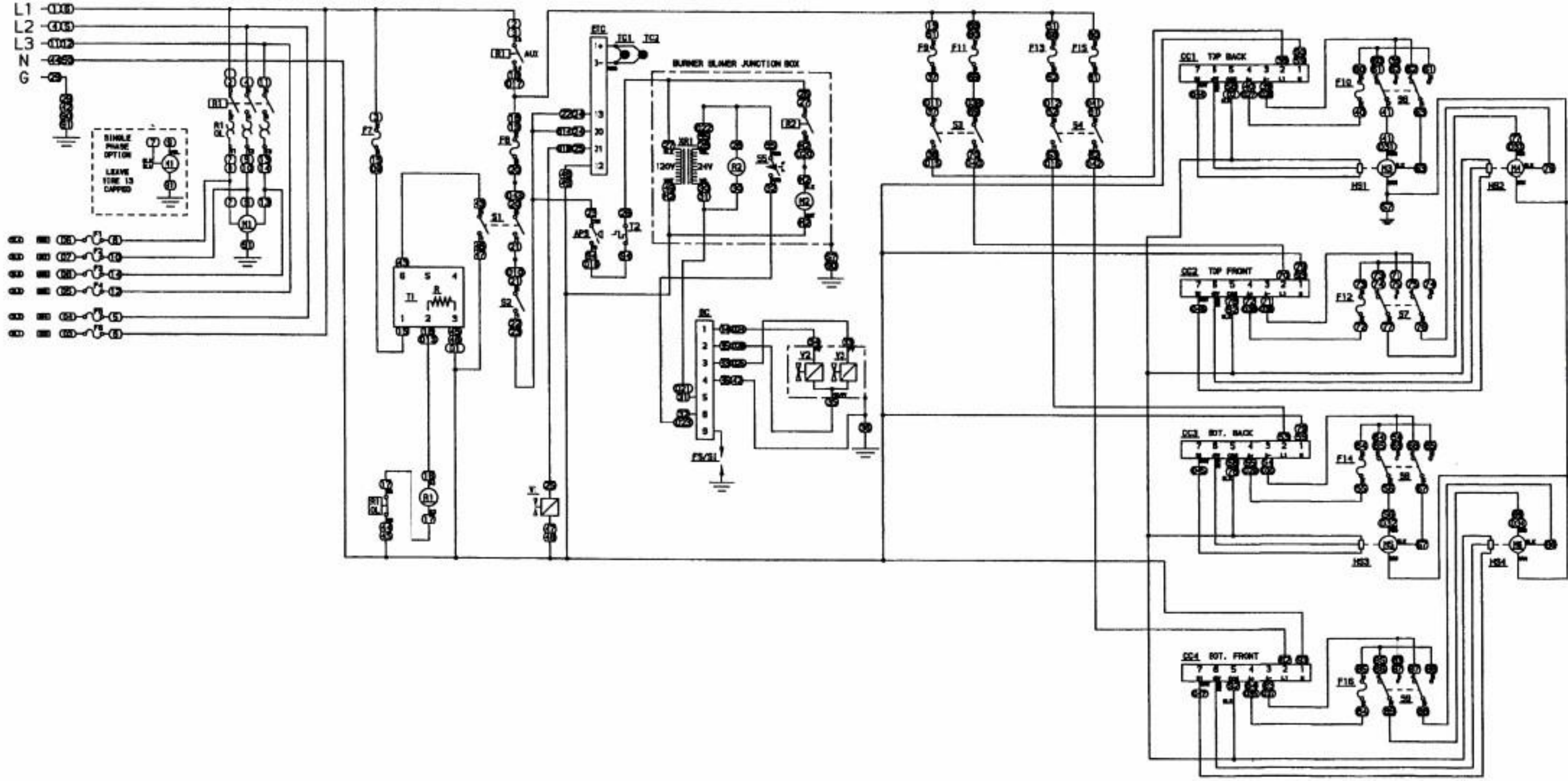


FOR SINGLE PHASE OVEN, CONNECT SUPPLY TO L1, L2, N, G.
 FOR THREE PHASE OVEN, CONNECT SUPPLY TO L1, L2, L3, N, G.

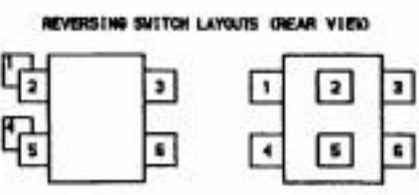
THREE PHASE OPTION



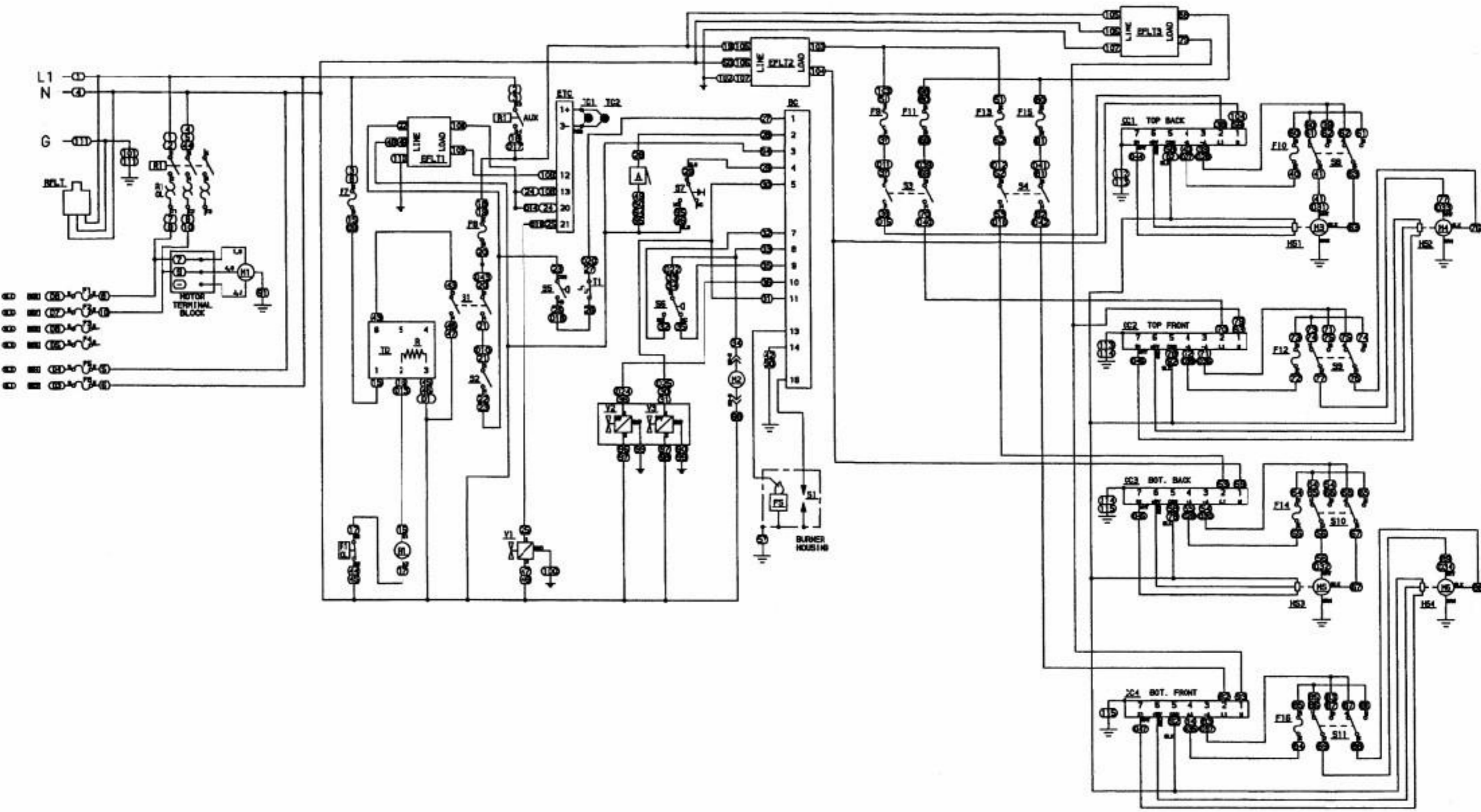
AP5 - AIR PRESSURE SWITCH
 BC - BURNER CONTROL
 CC1, CC2 - CONTROL, TOP CONVEYOR
 CC3, CC4 - CONTROL, BOT. CONVEYOR
 [] - DIAGNOSTIC CONNECTOR PIN POSITION
 [] - DIAGNOSTIC LAMP NUMBER
 ETC - ELECTRONIC TEMP CONTROL
 F1-F16 - FUSE, 2A
 FS/PI - FLAME SENSOR/SPARK IGNITOR
 HS1-HS4 - HALL EFFECT SENSOR
 M1 - MOTOR, MAIN FAN
 M2 - MOTOR, BURNER BLOWER

M3, M4 - MOTOR, TOP CONVEYOR
 M5, M6 - MOTOR, BOT. CONVEYOR
 OL - OVERLOAD PROTECTOR, MAIN FAN
 R - RESISTOR, COOL DOWN FINDER
 R1 - RELAY, MAIN FAN
 R2 - RELAY, BURNER BLOWER
 S1 - SWITCH, OVEN FAN
 S2 - SWITCH, BURNER
 S3 - SWITCH, TOP CONVEYOR
 S4 - SWITCH, BOT. CONVEYOR
 S5 - SWITCH, M2 CENTRIFUGAL

S6 - SWITCH, TOP BACK CONVEYOR REVERSING
 S7 - SWITCH, TOP FRONT CONVEYOR REVERSING
 S8 - SWITCH, BOT. BACK CONVEYOR REVERSING
 S9 - SWITCH, BOT. FRONT CONVEYOR REVERSING
 T1 - THERMISTOR, COOL DOWN
 T2 - THERMISTAT, OVEN HIGH LIMIT
 TC1, TC2 - THERMOCOUPLE, TYPE J
 V1 - VALVE, TEMP REGULATION
 V2 - VALVE, MAIN
 V3 - VALVE, PILOT
 X21 - TRANSFORMER, BURNER
 [] - WIRE NUMBERS



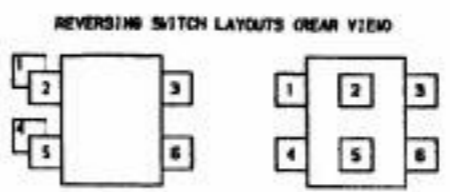
NOTE: TO REVERSE CONVEYOR DIRECTION, TURN CONVEYOR CONTROL OFF, TOGGLE DESIRED REVERSING SWITCH TO NEXT POSITION, (S6-S9) TURN CONVEYOR CONTROL ON



- A - ALARM, BURNER
- BC - BURNER CONTROL
- CC1, CC2 - CONTROL, TOP CONVEYOR
- CC3, CC4 - CONTROL, BOT. CONVEYOR
- CC5 - DIAGNOSTIC CONNECTOR PIN POSITION
- CC6 - DIAGNOSTIC LAMP NUMBER
- EPL1, EPL2, EPL3 - FILTER, EMI
- ETC - ELECTRONIC TEMP CONTROL
- F1-F16 - FUSE, 2A
- FS - FLAME SENSOR
- HS1-HS4 - HALL EFFECT SENSOR
- H1 - MOTOR, MAIN FAN
- H2 - MOTOR, BURNER BLOWER

- H3, H4 - MOTOR, TOP CONVEYOR
- H5, H6 - MOTOR, BOT. CONVEYOR
- OL - OVERLOAD PROTECTOR, MAIN FAN
- R - RESISTOR, TIME DELAY RELAY
- RPLT - FILTER, 1/2"
- R1 - RELAY, MAIN FAN
- S1 - SWITCH, OVEN FAN
- S2 - SWITCH, BURNER
- S3 - SWITCH, TOP CONVEYOR
- S4 - SWITCH, BOT. CONVEYOR
- S5 - SWITCH, OVEN AIR PRESSURE
- S6 - SWITCH, HQ AIR PRESSURE
- S7 - SWITCH, BURNER RESET

- S8 - SWITCH, TOP BACK CONVEYOR REVERSING
- S9 - SWITCH, TOP FRONT CONVEYOR REVERSING
- S10 - SWITCH, BOT. BACK CONVEYOR REVERSING
- S11 - SWITCH, BOT. FRONT CONVEYOR REVERSING
- S1 - SPARK MONITOR
- T1 - THERMOSTAT, OVEN HIGH LIMIT
- TC1, TC2 - THERMOCOUPLE, TYPE J
- TD - TIME DELAY RELAY, 30 MINUTES
- V1 - VALVE, TEMP REGULATION
- V2 - VALVE, MAIN
- V3 - VALVE, PILOT
- Ⓢ - WIRE NUMBERS



NOTE: TO REVERSE CONVEYOR DIRECTION, TURN CONVEYOR CONTROL OFF, TORQUE DESIRED REVERSING SWITCH TO NEXT POSITION, (S8-S11) TURN CONVEYOR CONTROL ON

50 HZ X2 IMPINGER
-255 OVENS