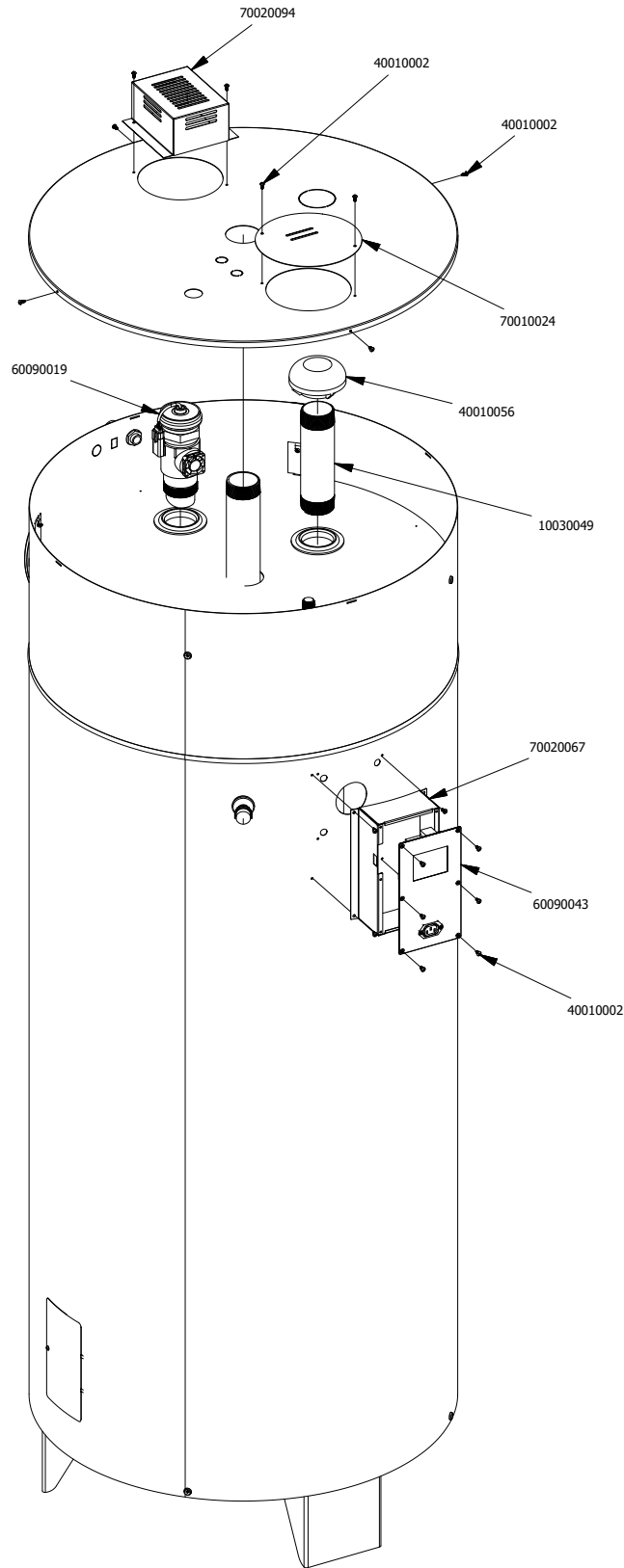


3078-EU Parts View



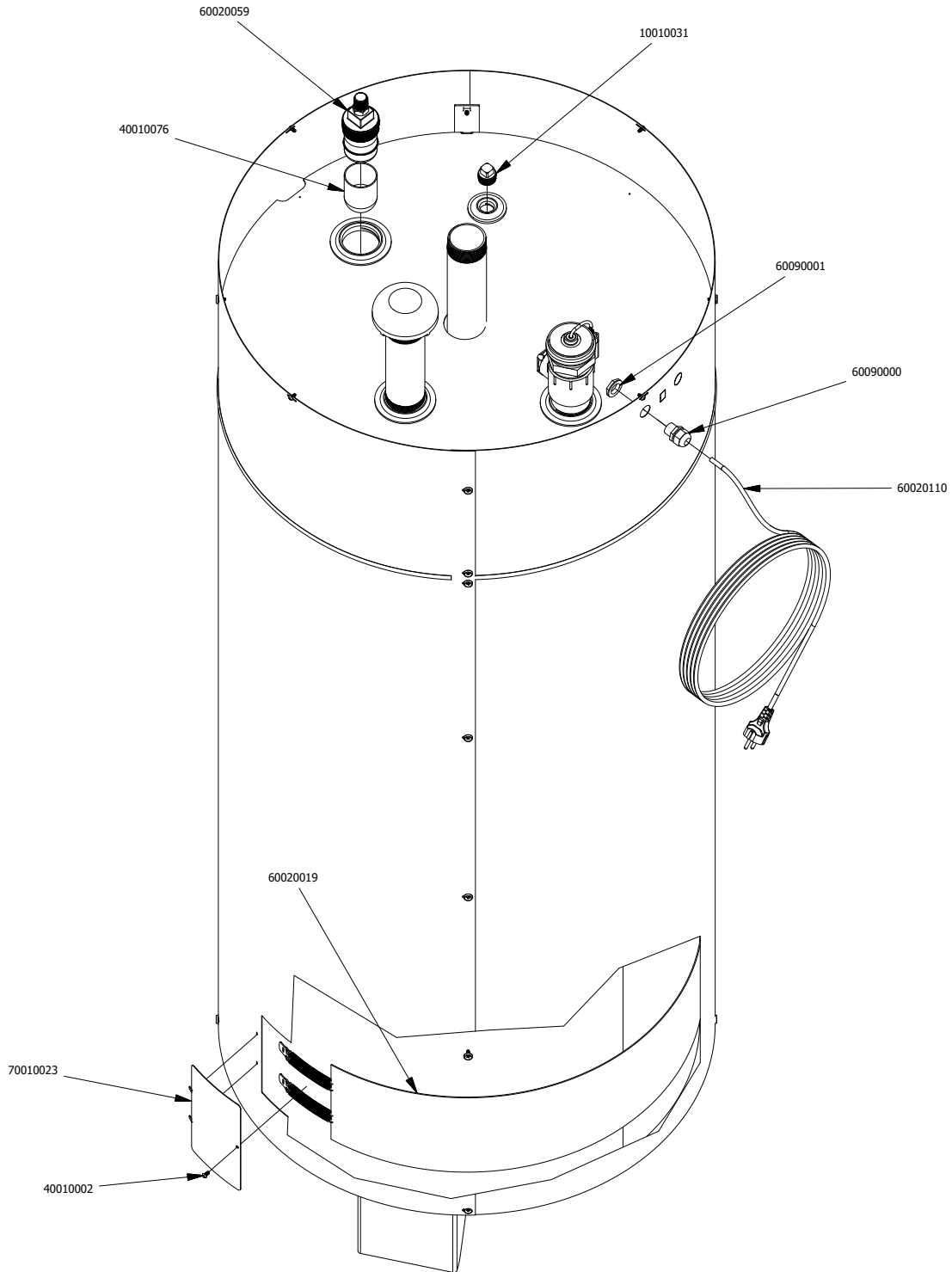
Part Number	Description	Qty	Part Number	Description	Qty
10030049	2" x 8" PVC Sched. 80 Nipple	1	60090043	M3 Gen 3 Control Panel assembled & mounted for EU	1
40010002	8-32 X 3/8" Panhead Screw	14	70010024	SS Top Inspection Cover	1
40010056	2" Tank Vent	1	70020094	Sensor Cover for Indoor Tanks	1
60090019	MNU Level Sensor Assembly w/ Standpipe & Fan	1	70020067	Radius Mounting Bracket for M3 Control Panel	1

FRONTLINE
international
187 ASCOT PARKWAY
CUYAHOGA FALLS, OH 44223

TITLE 3078-EU Parts View
PART NUMBER 3078-EU

2/13/24 SHEET 1 OF 3

3078-EU Parts View

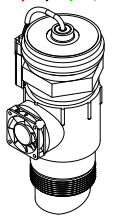
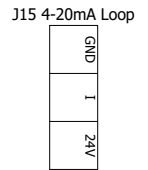
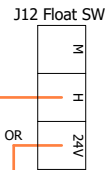
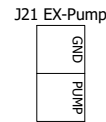
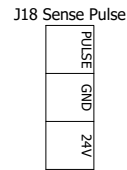
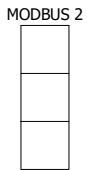
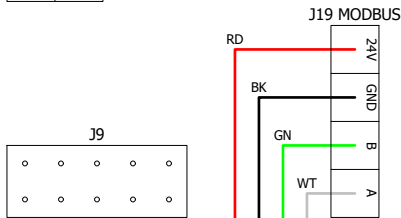

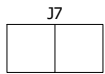
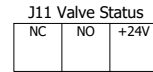
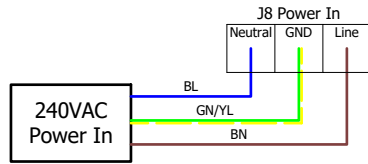
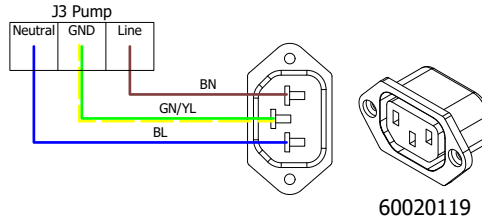
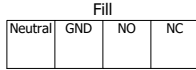
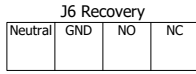
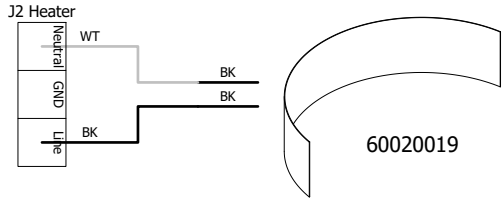


Part Number	Description	Qty	Part Number	Description	Qty
10010031	3/4" Black Iron Plug	1	60020110	Power Supply Cord, Schucko CEE 7/7 for EU Outlet	1
40010002	8-32 X 3/8" Panhead Screw	14	60090000	1/2" NPT Domed Cord Strain Relief	1
40010076	Silicone Cap for Mechanical Float Sensor	1	60090001	1/2" NPT Nut	1
60020019	240V 250W Heater Belt	1	70010023	SS Heater Inspection Cover	2
60020059	Mechanical Float Sensor	1	70020067	Radius Mounting Bracket for M3 Control Panel	1

FRONTLINE
international
187 ASCOT PARKWAY
CUYAHOGA FALLS, OH 44223

TITLE 3078-EU Parts View
PART NUMBER 3078-EU
2/13/24 SHEET 2 OF 3

M3 Gen 3 Control Panel Wiring Diagram



NOTE:
Shield Braid should be connected to GND

60090019



60020059 Normally Open

TOLERANCES ARE:
.XX: ± .010
.XXX: ± .005
ANGULAR: ± .5°

FRONTLINE
international

THIS DRAWING IS
CONFIDENTIAL
PROPERTY OF
FRONTLINE
INTERNATIONAL

187 ASCOT PARKWAY
CUYAHOGA FALLS, OH 44223

TITLE 3078-EU Parts View Wiring
Diagram

DRAWN CCB SHEET 3 OF 3