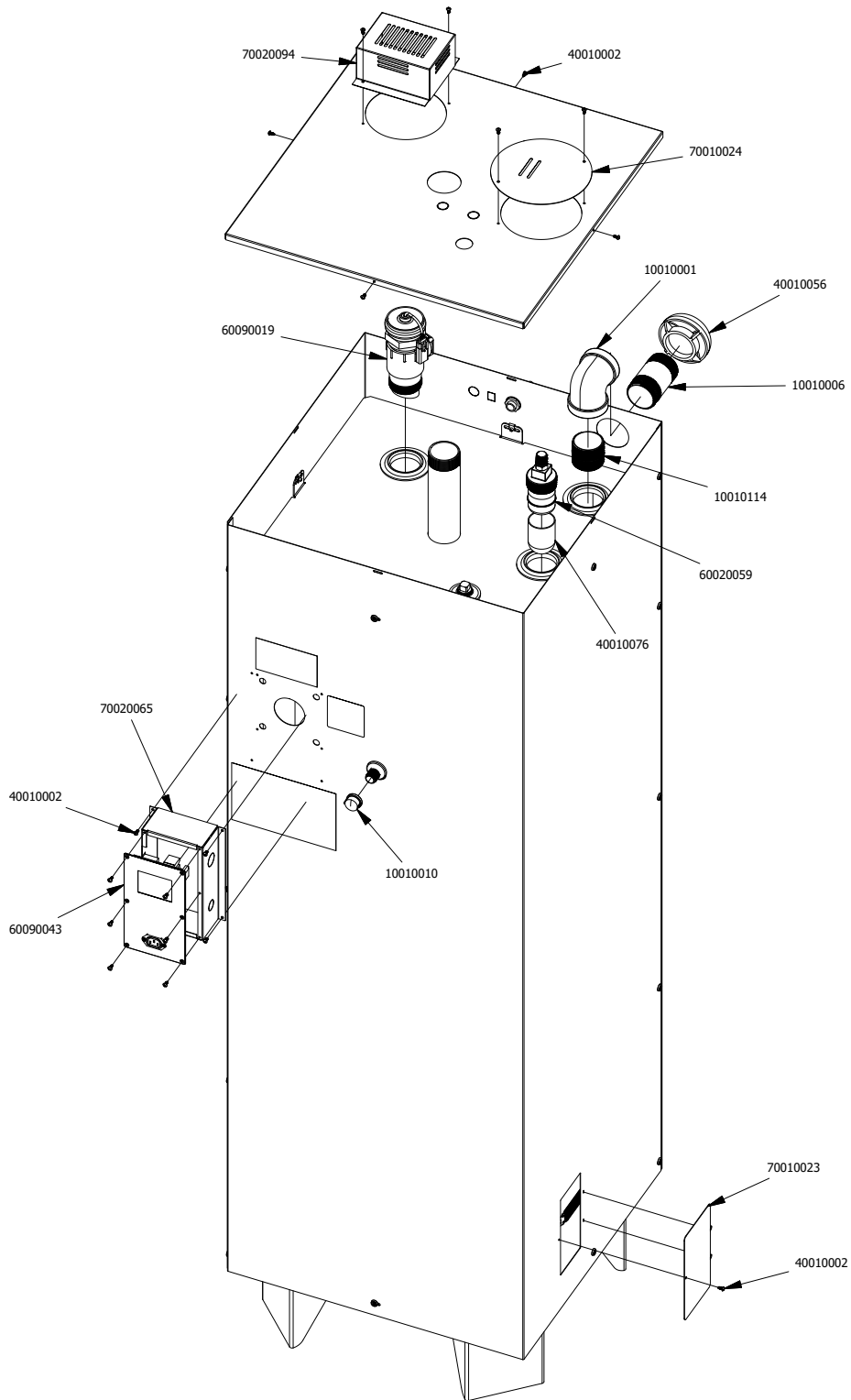


2478SQ-EU Parts View



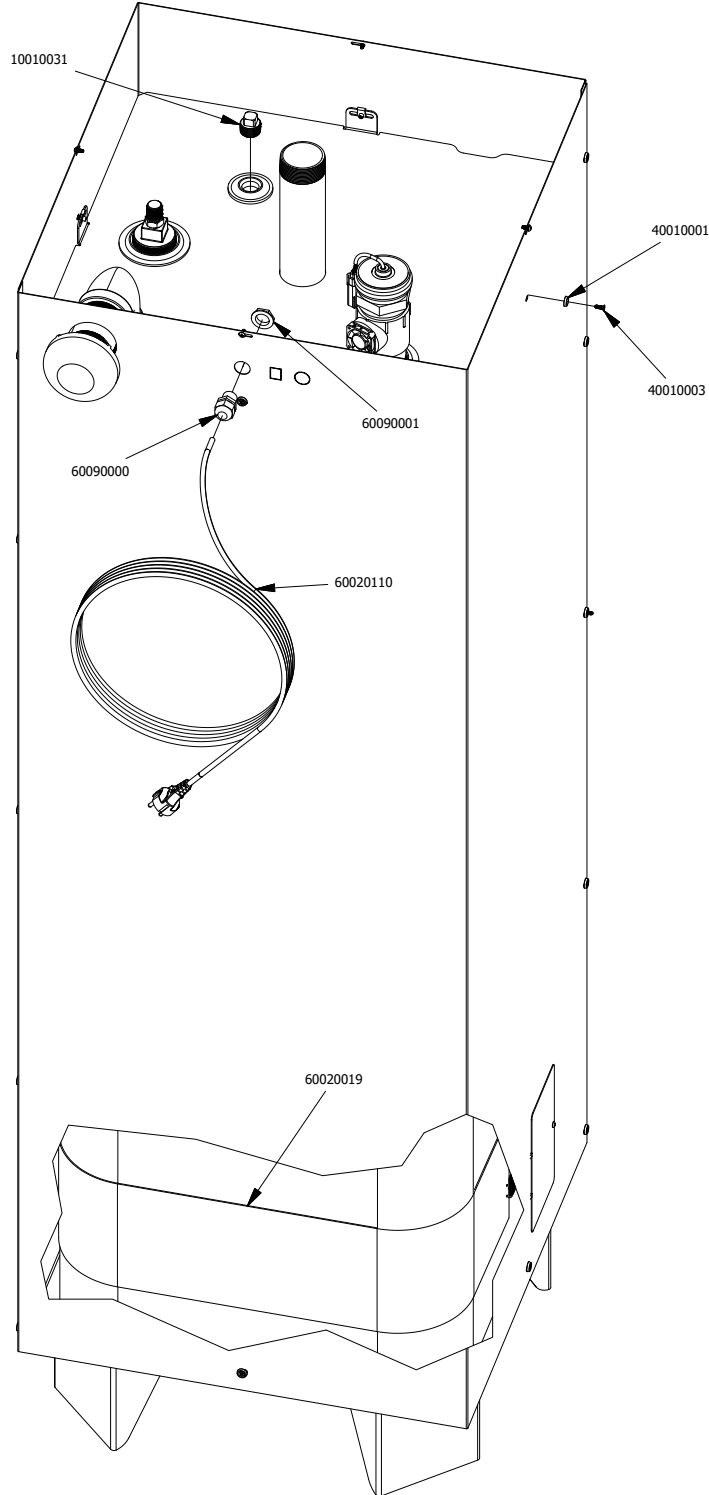
Part Number	Description	Qty	Part Number	Description	Qty
10010001	2" 90 Deg. Galv. Elbow	1	60090019	MNU Level Sensor Assembly w/ Standpipe & Fan	1
10010006	2" x 4" Galv. Nipple	1	60090043	M3 Gen 3 Control Panel assembled & mounted for EU	1
10010010	1/2" Galvanized Cap	1	70010023	SS Heater Inspection Cover	2
10010114	2" x Close Galv. Nipple	1	70010024	SS Top Inspection Cover	1
40010002	8-32 X 3/8" Panhead Screw	10	70020094	Sensor Cover for Indoor Tanks	1
40010056	2" Tank Vent	1	40010002	8-32 X 3/8" Panhead Screw	10
40010076	Silicone Cap for Mechanical Float Sensor	1	70020065	Flat Back Mounting Bracket for M3 Control Panel	1
60020059	Mechanical Float Sensor	1			

FRONTLINE
international
187 ASCOT PARKWAY
CUYAHOGA FALLS, OH 44223

TITLE 2478SQ-EU Parts View
PART NUMBER 2478SQ-EU

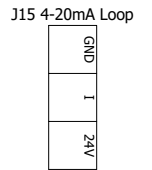
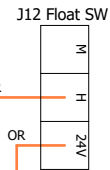
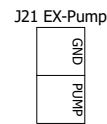
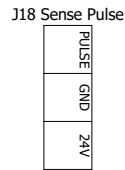
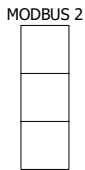
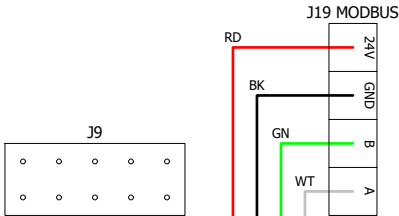
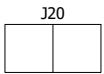
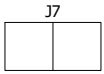
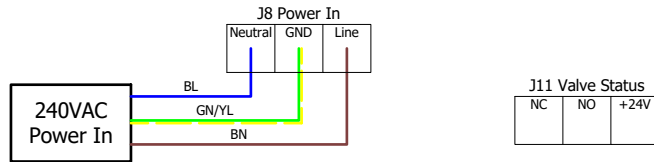
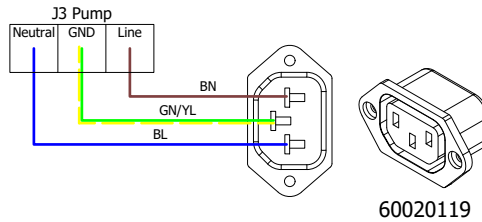
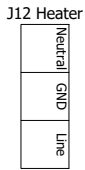

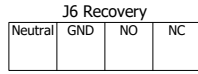
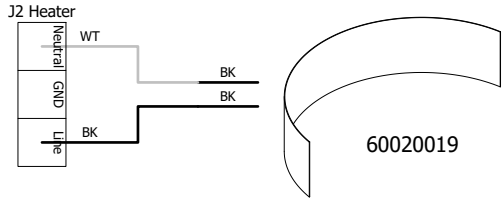
2/8/24 SHEET 1 OF 3

2478SQ-EU Parts View

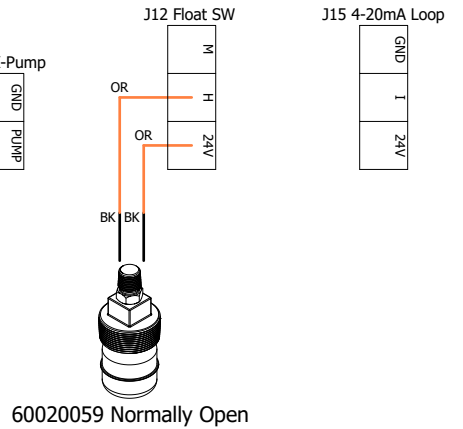
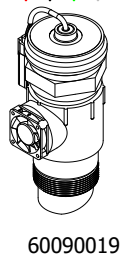


Part Number	Description	Qty	Part Number	Description	Qty
10010031	3/4" Black Iron Plug	1	60020110	Power Supply Cord, Schucko CEE 7/7 for EU Outlet	1
40010001	#8 Countersunk SS Washer	18	60090000	1/2" NPT Domed Cord Strain Relief	1
40010003	8-32 X 1/2" Flathead Screw	18	60090001	1/2" NPT Nut	1
60020019	240V 250W Heater Belt	1			

M3 Gen 3 Control Panel Wiring Diagram



NOTE:
Shield Braid should be connected to GND



TOLERANCES ARE:
.XX: ± .010
.XXX: ± .005
ANGULAR: ± .5°

FRONTLINE
international

THIS DRAWING IS
CONFIDENTIAL
PROPERTY OF
FRONTLINE
INTERNATIONAL

187 ASCOT PARKWAY
CUYAHOGA FALLS, OH 44223

TITLE 2478SQ-EU Parts View
Wiring Diagram

DRAWN CCB SHEET 3 OF 3